

MINUTES OF COUNTY FINANCES
TREASURER'S REPORT
MONTHLY- APRIL 2019

IN THE MATTER OF COUNTY FINANCES
IN THE HANDS OF SEAN KENNEDY
TREASURER OF VICTORIA COUNTY, TEXAS

COMMISSIONERS' COURT
VICTORIA COUNTY, TEXAS
IN SPECIAL SESSION
REGULAR TERM MAY 2019


IN ACCORDANCE with Section 114.026, Local Government Code, we, the undersigned, constituting the entire Commissioners Court of said County, certify that on the 28th day of May 2019, at the Special Session of a Regular Term of Court, we compared and examined the monthly report of Sean Kennedy, Treasurer of Victoria County, Texas, for April 2019, and finding the same correct, entered an order in the Minutes approving said Report, which states total cash and other assets on hand as \$92,923,353.56



Ben Zeller, County Judge



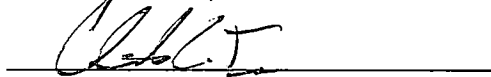
Danny Garcia, Commissioner Pct. 1



Kevin M. Janak, Commissioner Pct. 2

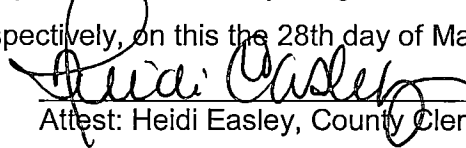


Gary Burns, Commissioner Pct. 3




Clint C. Ives, Commissioner Pct. 4

SWORN TO AND SUBSCRIBED BEFORE ME, by Ben Zeller, County Judge, and County Commissioners of said Victoria County, each respectively, on this the 28th day of May A.D., 2019.



Attest: Heidi Easley, County Clerk

FILED FOR RECORD THIS 28 DAY OF MAY A.D. 2019, and recorded on the 28 day of May, A.D. 2019.



Heidi Easley, County Clerk and
Ex-Officio Clerk of the Commissioners
Court in and for Victoria County, Texas.

By: 
Deputy **Stefanie Tumlinson**





MONTHLY REPORT OF

SEAN KENNEDY, COUNTY TREASURER

VICTORIA COUNTY, TEXAS

FOR THE MONTH OF APRIL 2019

This report is presented for the approval of the Commissioners' Court, in accordance with Vernon's Texas Codes Annotated, Local Government Code, Section 83.002 (a) (3), and Title 10, Chapter 2256, Government Code (Public Funds Investment Act), and is true and correct to the best of my knowledge and belief, according to the records of this office.

Sean Kennedy
SEAN KENNEDY
COUNTY TREASURER

VICTORIA COUNTY
INVESTMENTS ON HAND
APRIL 30, 2019

FUND	INV. NO.	PURCH DATE	PAR AMOUNT	DESCRIPTION	MAT DATE	CALL DATE	NET YIELD	PURCH PRICE	INDIV FND AMOUNT	TOTAL INVESTMENT	MARKET PRICE	MARKET VALUE
<u>VICTORIA COUNTY</u>												
		10/19/2017	5,000,000	L.O.G.I.C. POOL			2.580%			5,161,556.46		5,161,556.46
			5,390,000	CERTIFICATE OF DEPOSIT			2.230%			5,390,000.00		5,390,000.00
				CASH ON HAND-COUNTY FUNDS			2.440%			<u>29,215,638.33</u>		<u>29,215,638.33</u>
				TOTAL COUNTY FUNDS						<u>39,767,194.79</u>		<u>39,767,194.79</u>
<u>CITIZENS MEDICAL CENTER</u>												
				L.O.G.I.C. POOL			2.580%			0.00		0.00
				CERTIFICATE OF DEPOSIT			0.000%			0.00		0.00
BANK BALANCE				CMC NURSING HOMES			2.490%			972,472.83		972,472.83
				CASH ON HAND-CITIZENS MEDICAL CENTER			2.490%			<u>40,523,358.22</u>		<u>40,523,358.22</u>
				TOTAL HOSPITAL FUNDS						<u>41,495,831.05</u>		<u>41,495,831.05</u>
<u>NAVIGATION DISTRICT</u>												
				CASH ON HAND 2015 CONSTRUCTION			2.490%			3,687,456.91		3,687,456.91
				CASH ON HAND 2015 INTEREST & SINKING			2.490%			664,460.15		664,460.15
				PROMOTION AND DEVELOPMENT FUND			2.490%			313,692.22		313,692.22
				CASH ON HAND-2012A/B INTEREST/SINKING			2.490%			803,846.07		803,846.07
BANK BALANCE				CASH ON HAND-NAVIGATION DISTRICT			2.490%			<u>6,190,872.37</u>		<u>6,190,872.37</u>
				TOTAL NAVIGATION DIST FUNDS						<u>11,660,327.72</u>		<u>11,660,327.72</u>
<u>SUMMARY TOTAL PORTFOLIO</u>												
				TOTAL COUNTY FUNDS						39,767,194.79	42.7957%	39,767,194.79
				TOTAL HOSPITAL FUNDS						41,495,831.05	44.6560%	41,495,831.05
BANK BALANCE				TOTAL NAVIGATION DISTRICT FUNDS						<u>11,660,327.72</u>	<u>12.5483%</u>	<u>11,660,327.72</u>
										<u>92,923,353.56</u>	100.00%	<u>92,923,353.56</u>
				CASH ON HAND - ALL FUNDS						82,371,797.10	88.64%	82,371,797.10
				PLEGGED SECURITIES - ALL FUNDS						112,944,909.22		111,443,031.33
				CERTIFICATES OF DEPOSIT						5,390,000.00	5.80%	5,390,000.00
				MONEY MKT MUTUAL FUNDS						0.00	0.00%	0.00
				L.O.G.I.C. POOL						5,161,556.46	5.55%	5,161,556.46
				GOVERNMENT SECURITIES						0.00	0.00%	0.00
				TOTAL INVESTMENTS						<u>10,551,556.46</u>	<u>11.36%</u>	<u>10,551,556.46</u>
				TOTAL PORTFOLIO INCLUDING CASH						<u><u>92,923,353.56</u></u>	100.00%	<u><u>92,923,353.56</u></u>

FUND ACCT. NO.	ACCOUNT NAME	CASH	INVESTMENTS
POOLED CASH - APCA			
=====			
001 101-2000	POOLED CASH	28,582,535.67	
001 101-2005	POOLED CASH-PAYROLL	0.00	
TOTAL 001-POOLED CASH - APCA		28,582,535.67	0.00

GENERAL FUND			
=====			
100 101-2000	CLAIM ON CASH-GENERAL FUND	20,019,812.39	
100 101-3000	VC CREDIT CARD CLEARING ACCT	180,363.96	
100 151-1003	CERTIFICATE OF DEPOSIT		5,390,000.00
100 151-1005	LOCAL GOVT. INVEST. COOP.		5,161,556.46
TOTAL 100-GENERAL FUND		20,200,176.35	10,551,556.46

EMERGENCY MGMT			
=====			
108 101-2000	CLAIM ON CASH-EMER MGMT	(192,965.66)	
TOTAL 108-EMERGENCY MGMT		(192,965.66)	0.00

LEPC FUND			
=====			
109 101-2000	CLAIM ON CASH-LEPC	9,325.60	
TOTAL 109-LEPC FUND		9,325.60	0.00

J. P. SPECIAL FUND			
=====			
110 101-2000	CLAIM ON CASH-J.P. SPECIAL FD	373.36	
TOTAL 110-J.P. SPECIAL FUND		373.36	0.00

CO CLERK ARCHIVE FEE FD			
=====			
119 101-2000	CLAIM ON CASH-CO CLK ARCHIVE	167,891.35	
TOTAL 119-CO CLERK ARCHIVE FEE FD		167,891.35	0.00

FUND	ACCT. NO.	ACCOUNT NAME	CASH	INVESTMENTS
RECORDS MANAGEMENT FUND				
=====				
120	101-2000	CLAIM ON CASH-RECORD MGMT	77,486.47	
			-----	-----
		TOTAL 120-RECORDS MANAGEMENT FUND	77,486.47	0.00
			-----	-----
COURTHOUSE SECURITY FUND				
=====				
121	101-2000	CLAIM ON CASH-CRTHSE SECURITY	71,274.93	
			-----	-----
		TOTAL 121-COURTHOUSE SECURITY FUND	71,274.93	0.00
			-----	-----
JUSTICE CT BLDG SECURITY				
=====				
122	101-2000	CLAIM ON CASH-JP CRT BLD SECUR	39,990.28	
			-----	-----
		TOTAL 122-JUSTICE CT BLDG SECURITY	39,990.28	0.00
			-----	-----
DIST. CLERK RECORDS MGMT				
=====				
123	101-2000	CLAIM ON CASH-DIST CLK REC MGT	6,546.70	
			-----	-----
		TOTAL 123-DIST. CLERK RECORD MGMT	6,546.70	0.00
			-----	-----
PATRIOT PARK DONATION FD				
=====				
140	101-2000	CLAIM ON CASH-PATRIOT PRK DON	2,051.56	
			-----	-----
		TOTAL 140-PATRIOT PARK DONATION FD	2,051.56	0.00
			-----	-----
SHERIFF'S SPECIAL FUND				
=====				
150	101-2000	CLAIM ON CASH-SHERIFFS SPECIAL	0.00	
150	101-3000	PROPERTY TAX SALE ACCOUNT	19,244.74	
			-----	-----
		TOTAL 150-SHERIFF'S SPECIAL FUND	19,244.74	0.00
			-----	-----
CLERK'S SPECIAL FUND				
=====				
160	101-2000	CLAIM ON CASH-CLERKS SPECIAL	0.00	
			-----	-----
		TOTAL 160-CLERK'S SPECIAL FUND	0.00	0.00
			-----	-----

FUND ACCT. NO.	ACCOUNT NAME	CASH	INVESTMENTS
GULF/MEXICO ENERGY SEC =====			
195 101-2000	CLAIM ON CASH-GULF MEXICO ENGY	137,697.11	
TOTAL 195-GULF/MEXICO ENERGY SEC.		137,697.11	0.00
FEMA HAZARD MIT FUND =====			
197 101-2000	CLAIM ON CASH-FEMA HAZARD MIT	0.00	
TOTAL 197- FEMA HAZARD MIT. FD		0.00	0.00
HURRICANE HARVEY DR#4332 =====			
198 101-2000	CLAIM ON CASH-HURRICANE HARVEY	(513,552.30)	
198 101-3000	CLAIM ON CASH/GRANT FUND	0.00	
TOTAL 198-HURRICANE HARVEY DR#4332		(513,552.30)	0.00
TXDOT MCCOY RD RECONST =====			
199 101-2000	CLAIM ON CASH-TXDOT MCCOY RD	0.00	
TOTAL 199-TXDOT MCCOY RD RECONST		0.00	0.00
ROAD AND BRIDGE FUND/PCT =====			
201 101-2000	CLAIM ON CASH-R&B PCT #1	1,290,779.11	
TOTAL 201-ROAD & BRIDGE FUND PCT 1		1,290,779.11	0.00
ROAD AND BRIDGE FUND/PCT =====			
202 101-2000	CLAIM ON CASH-R&B PCT #2	1,541,553.99	
TOTAL 202-ROAD & BRIDGE FUND PCT 2		1,541,553.99	0.00
ROAD AND BRIDGE FUND/PCT =====			
203 101-2000	CLAIM ON CASH-R&B PCT #3	2,198,523.32	
TOTAL 203-ROAD & BRIDGE FUND PCT 3		2,198,523.32	0.00

FUND	ACCT. NO.	ACCOUNT NAME	CASH	INVESTMENTS
ROAD AND BRIDGE FUND/PCT				
=====				
204	101-2000	CLAIM ON CASH-R&B PCT #4	1,162,554.37	
TOTAL 204-ROAD & BRIDGE FUND PCT 4			1,162,554.37	0.00
CAPITAL CREDITS FUND				
=====				
215	101-2000	CLAIM ON CASH-CAPITAL CREDITS	138,273.36	
TOTAL 215-CAPITAL CREDITS FUND			138,273.36	0.00
JUVENILE RESTITUTION				
=====				
221	101-2000	CLAIM ON CASH-JUVEN.RESTITUT.	94.13	
TOTAL 221-JUVENILE RESTITUTION			94.13	0.00
JUVENILE PROBATION FUND				
=====				
231	101-2000	CLAIM ON CASH-JUVEN PROBAT.	(119,930.64)	
TOTAL 231-JUVENILE PROBATION FD			(119,930.64)	0.00
DRUG COURTS PROGRAMS				
=====				
240	101-2000	CLAIM ON CASH-DRUG CRT PROG	16,924.88	
TOTAL 240-DRUG COURTS PROGRAM			16,924.88	0.00
24TH JUDICIAL DIST PROB				
=====				
241	101-2000	CLAIM ON CASH-24 JUD DIST PROB	0.00	
TOTAL 241-24TH JUDICIAL DIST. PROB			0.00	0.00
JUSTICE TECHNOLOGY FUND				
=====				
281	101-2000	CLAIM ON CASH-JUSTICE TECH.	23,422.40	
TOTAL 281-JUSTICE TECHNOLOGY FD.			23,422.40	0.00

FUND ACCT. NO.	ACCOUNT NAME	CASH	INVESTMENTS
282 101-2000	FAMILY PROTECTON FEE PD	1,835.00	0.00
282 101-2000	CLAIM ON CASH-FAM PROTECT FEE	1,835.00	
282 101-2000	CO/DIST TECHNOLOGY PD	30,232.89	
283 101-2000	CLAIM ON CASH-CO/DIST TECHNOLOG	30,232.89	
283 101-2000	TOTAL 283-CO/DIST TECHNOLOGY PD	30,232.89	0.00
300 101-2000	CLAIM ON CASH-CDA PROCESS FEE	5,137.93	
300 101-2000	TOTAL 300-CDA PROCESSING FEE FUND	5,137.93	0.00
301 101-2000	CLAIM ON CASH-BOND FORFEITURE	20,143.73	
301 101-2000	TOTAL 301-BOND FORFEITURE COMM	20,143.73	0.00
302 101-2000	CLAIM ON CASH-CDA STATE JUD.	4,067.79	
302 101-2000	TOTAL 302-CDA STATE JUDICIARY FUND	4,067.79	0.00
305 101-2000	CLAIM ON CASH-CDA VICTIMS ASST	14,536.14	
305 101-2000	TOTAL 305-CDA VICTIMS ASSIST GRANT	14,536.14	0.00
306 101-2000	CLAIM ON CASH-SO VICT COORD	7,581.84	
306 101-2000	TOTAL 306-VICTIM COORD/LIASON GNT	7,581.84	0.00

FUND ACCT. NO.	ACCOUNT NAME	CASH	INVESTMENTS
TEXAS VINE GRANT			
=====			
308 101-2000	CLAIM ON CASH-TX VINE GRANT	0.00	
TOTAL 308-TEXAS VINE GRANT		0.00	0.00
4/H ACTIVITY CENTER			
=====			
310 101-2000	CLAIM ON CASH-4/H ACTIVITY CNT	7,062.42	
TOTAL 310-4/H ACTIVITY CENTER		7,062.42	0.00
AIRPORT FUND			
=====			
321 101-2000	CLAIM ON CASH-AIRPORT FUND	85,741.84	
321 101-3000	CASH IN BANK/AIRPORT DRAFTING	69,874.99	
321 151-1000	TREASURY BILLS		0.00
321 151-1001	TEXPOOL INVESTMENTS		0.00
321 151-1005	LOCAL GOVT. INVEST COOP		0.00
TOTAL 321-AIRPORT FUND		155,616.83	0.00
AIRPORT GRANT FUND			
=====			
322 101-2000	CLAIM ON CASH-AIRPORT GRANT	(105,169.06)	
TOTAL 322-AIRPORT GRANT FUND		(105,169.06)	0.00
AIRPORT CAPITAL PROJECTS			
=====			
323 101-2000	CLAIM ON CASH-AIRP CAPITAL PRO	20,715.00	
TOTAL 323-AIRPORT CAPITAL PROJECTS		20,715.00	0.00
SPECIAL SERVICE FUND			
=====			
330 101-2000	CLAIM ON CASH-SPECIAL SERVICE	665,150.42	
TOTAL 330-SPECIAL SERVICE FUND		665,150.42	0.00

FUND ACCT. NO.	ACCOUNT NAME	CASH	INVESTMENTS
STONEGARDEN GRANT			
=====			
336 101-2000	CLAIM ON CASH-STONEGARDEN GNT	(145,024.48)	
TOTAL 336-STONEGARDEN 2010SST0-0008		(145,024.48)	0.00
BYRNE JAG PROGRAM			
=====			
339 101-2000	CLAIM ON CASH-BYRNE JAG PROG	0.00	
TOTAL 339- BYRNE JAG PROGRAM		0.00	0.00
HIGH INTENSITY DRUG TRAF			
=====			
340 101-2000	CLAIM ON CASH-HIGH INTENSITY	(17,618.56)	
TOTAL 340-HIGH INTENSITY DRUG TRAFF		(17,618.56)	0.00
GCRPC SOLID WASTE GRANT			
=====			
341 101-2000	CLAIM ON CASH-GCRPC SOLID WAST	0.00	
TOTAL 341-GCRPC SOLID WASTE GRNT		0.00	0.00
RIFLE REST BODY ARM GNT			
=====			
343 101-2000	CLAIM ON CASH-RIFLE RESIT BODY	0.00	
TOTAL 343-RIFLE RESIT BODY ARMOR GN		0.00	0.00
FIREFIGHTERS GRANT			
=====			
344 101-2000	CLAIM ON CASH-FIREFIGHTERS GNT	(8,000.00)	
TOTAL 344-FIREFIGHTERS GRANT		(8,000.00)	0.00
TXCDBG WCID1 BLOOMINGTON			
=====			
346 101-2000	CLAIM ON CASH-WCID1 BLOOMING	(6,145.00)	
TOTAL 346-TXCDBG GNT-WCID1 BLOOM.		(6,145.00)	0.00

FUND ACCT. NO.	ACCOUNT NAME	CASH	INVESTMENTS
STATE FEE ACCOUNT			
=====			
350 101-2000	CLAIM ON CASH-STATE FEE FD	94,447.57	
TOTAL 350-STATE FEE ACCOUNT		94,447.57	0.00

MENTAL HLTH PEACE OFF FD			
=====			
356 101-2000	CLAIM ON CASH-MENTAL SO/GB	(65,092.31)	
TOTAL 356-MENTAL HEALTH PEACE OFF		(65,092.31)	0.00

BISD SCHOOL RESOURCE OFF			
=====			
358 101-2000	CLAIM ON CASH-BISD SCHL RESOUR	(17,588.64)	
TOTAL 358-BISD SCHOOL RESOURCE OFF		(17,588.64)	0.00

SHERIFF'S FORFEITURE FD			
=====			
360 101-2000	CLAIM ON CASH-SHERIFF FORFEIT	388,560.32	
360 151-1001	TEXPOOL INVESTMENTS		0.00
360 151-1005	LOCAL GOVT. INVEST. COOP.		0.00
TOTAL 360-SHERIFF'S FORFEITURE FUND		388,560.32	0.00

SHERIFF'S DONATION FUND			
=====			
361 101-2000	CLAIM ON CASH-SHERIFF DONATION	255.59	
TOTAL 361-SHERIFF'S DONATION FUND		255.59	0.00

SHER DOJ FEDERAL FORFEIT			
=====			
362 101-2000	CLAIM ON CASH-SO DOJ FED FORFE	298,921.73	
TOTAL 362-SHERIFF DOJ FED. FORFEIT.		298,921.73	0.00

CDA CONTRABAND FORFEITURE			
=====			
370 101-2000	CLAIM ON CASH-CDA CONTRA FORF	570,372.47	
370 151-1005	LOCAL GOVT. INVEST. COOP.		0.00
TOTAL 370-CDA CONTRABAND FORFEITURE		570,372.47	0.00

FUND	ACCT. NO.	ACCOUNT NAME	CASH	INVESTMENTS
CDA DOJ EQUITABLE SHARE				
=====				
371	101-2000	CLAIM ON CASH-CDA DOJ EQUIT	1,082.00	
TOTAL 371-CDA DOJ EQUITABLE SHARE			1,082.00	0.00
SHERIFF DOT FEDERAL FORF				
=====				
372	101-2000	CLAIM ON CASH-SO DOT FED FORF.	82,746.12	
TOTAL 372-SHERIFF DOT FEDERAL FORF			82,746.12	0.00
SHERIFF COMMISSARY FUND				
=====				
380	101-2000	CLAIM ON CASH-SHER. COMMISSARY	258,507.80	
TOTAL 380-SHERIFF COMMISSARY FUND			258,507.80	0.00
JUVENILE COMMISSARY FUND				
=====				
390	101-2000	CLAIM ON CASH-JUV COMMISSARY	7,145.79	
TOTAL 390-JUVENILE COMMISSARY FUND			7,145.79	0.00
VISD SRO REIMBURSEMENT				
=====				
395	101-2000	CLAIM ON CASH-VISD SRO REIMB	(203,718.66)	
TOTAL 395-VISD SRO REIMBURSEMENT			(203,718.66)	0.00
HEALTH INSURANCE FUND				
=====				
410	101-2000	CLAIM ON CASH-HEALTH INSUR	(267,046.57)	
410	101-3000	CASH IN BANK/BOON CHAPMAN	959.39	
TOTAL 410-HEALTH INSURANCE FUND			(266,087.18)	0.00
EMPLOYEE BENEFIT FUND				
=====				
420	101-2000	CLAIM ON CASH-EMPLOYEE BENEF	3,171.71	
TOTAL 420-EMPLOYEE BENEFIT FUND			3,171.71	0.00

FUND ACCT. NO.	ACCOUNT NAME	CASH	INVESTMENTS
ELECTIONS ADM SPECIAL			
=====			
450 101-2000	CLAIM ON CASH-ELECT ADM SPEC	24,871.52	
	TOTAL 450-ELECTIONS ADM SPECIAL	24,871.52	0.00
ELECTIONS CHAPTER 19			
=====			
457 101-2000	CLAIM ON CASH-ELECT CHAPT 19	(2,797.78)	
	TOTAL 457-ELECTIONS CHAPTER 19 PD	(2,797.78)	0.00
TAX ASSESSOR SPECIAL			
=====			
499 101-3000	FVNB SPECIAL INVENTORY ACCT.	315,382.79	
	TOTAL 499-TAX ASSESSOR SPECIAL	315,382.79	0.00
HISTORICAL COMMISSION			
=====			
500 101-2000	CLAIM ON CASH-HISTORICAL COMM	21,497.25	
	TOTAL 500-HISTORICAL COMMISSION	21,497.25	0.00
CHILD WELFARE BOARD			
=====			
515 101-2000	CLAIM ON CASH-CHILD WELFARE BD	27,923.58	
	TOTAL 515-CHILD WELFARE BOARD.	27,923.58	0.00
REBUILD TEXAS FUND			
=====			
550 101-2000	CLAIM ON CASH-REBUILD TX FUND	500,000.25	
	TOTAL 550-REBUILD TEXAS FUND	500,000.25	0.00
DEBT SERVICE			
=====			
700 101-2000	CLAIM ON CASH-DEBT SERVICE	678,316.41	
	TOTAL 700-DEBT SERVICE	678,316.41	0.00

FUND	ACCT. NO.	ACCOUNT NAME	CASH	INVESTMENTS
LAW LIBRARY FUND				
=====				
720	101-2000	CLAIM ON CASH-LAW LIBRARY FD	67,807.54	
TOTAL 720-LAW LIBRARY FUND			67,807.54	0.00
VICTORIA HEALTH DEPT				
=====				
800	101-2000	CLAIM ON CASH-HEALTH DEPT	(487,547.18)	
800	101-3000	CASH IN BANK/HLTH 340B DRAFT.	1,268.19	
TOTAL 800-VICTORIA HEALTH DEPT.			(486,278.99)	0.00
TX A&M UNIV HLTH SCIENCE				
=====				
801	101-2000	CLAIM ON CASH-TX A&M HLTH SCI	16,353.24	
TOTAL 801-TX A&M UNIV HLTH SCIENCE			16,353.24	0.00
MEDICAID ADM CLAIM FD				
=====				
802	101-2000	CLAIM ON CASH-MEDICAID ADM CLM	19,080.70	
TOTAL 802-MEDICAID ADM CLAIMS FD			19,080.70	0.00
TEXAS HOME VISITING GNT				
=====				
803	101-2000	CLAIM ON CASH-TX HOME VISITING	(58,534.02)	
TOTAL 803-TEXAS HOME VISITING GRANT			(58,534.02)	0.00
HOGG FOUNDATION GRANT				
=====				
804	101-2000	CLAIM ON CASH-HOGG FOUNDAT.	34,399.95	
TOTAL 804-HOGG FOUNDATION GNT			34,399.95	0.00
HURRICANE PUBLIC HLTH GNT				
=====				
805	101-2000	CLAIM ON CASH-HURRICANE PUBLIC	(46,051.87)	
TOTAL 805-HURRICANE PUBLIC HLTH GNT			(46,051.87)	0.00

FUND	ACCT. NO.	ACCOUNT NAME	CASH	INVESTMENTS
VICTORIA WIC PROGRAM				
=====				
810	101-2000	CLAIM ON CASH-WIC PROGRAM	(46,503.85)	
TOTAL 810-VICTORIA WIC PROGRAM			(46,503.85)	0.00

NAVARRO PROJECT FUND				
=====				
845	101-2000	CLAIM ON CASH-NAVARRO LEASE	0.00	
845	101-3000	CASH/BK NY/INTEREST	0.00	
845	101-3001	CASH/BK NY/PRINCIPAL	0.00	
845	101-3002	CASH/BK NY/PROJECT	0.00	
845	101-3003	CASH/BK NY/RESERVE (2017)	0.00	
845	151-1001	MONEY MARKET MUTUAL FDS		0.00
845	151-1002	GOVERNMENT SECURITIES		0.00
845	151-1006	INVESTORS CASH TRUST		0.00
TOTAL 845-NAVARRO PROJECT FUND			0.00	0.00

FLEXIBLE BENEFITS PLAN				
=====				
870	101-2000	CASH-FLEX BEN-DENTAL,LIFE,VSN	4,760.29	
870	101-3000	CASH IN BANK/PROSPERITY BANK	46,008.60	
TOTAL 870-FLEXIBLE BENEFITS PLAN			50,768.89	0.00

LEOSE FUND				
=====				
880	101-2000	CLAIM ON CASH-LEOSE FUND	63,056.07	
TOTAL 880-LEOSE FUND			63,056.07	0.00

TOTAL CASH AND INVESTMENTS			57,798,174.00	10,551,556.46
			=====	=====
*** END OF REPORT ***				
Pooled Cash			(28,582,535.67)	10,551,556.46
			-----	-----
			29,215,638.33	10,551,556.46

FUND	ACCT. NO.	ACCOUNT NAME	CASH	INVESTMENTS
VICTORIA COUNTY HOSPITAL				
=====				
820	101-1000	HOSPITAL FUND	31,112,659.64	
820	101-2004	CMC 125 PLAN	145,759.39	
820	101-3000	CMC ACCTS PAYABLE	2,025.28	
820	101-4000	CMC PAYROLL	749.43	
820	101-4100	CMC MEDICAL PROFESS #214125768	100.00	
820	101-4105	CMC MEDICAL PROFESS #217301213	7,018,690.49	
820	101-4200	CMC WEIGHT MANAGEMENT CNTR	407,659.39	
820	101-4300	CMC HOME HEALTH AGENCY	1,835,714.60	
820	101-5001	ARBORETUM NURSE /REHAB/WINNIE	0.00	
820	101-5002	MATAGORDA NURSING & REHAB	51,577.62	
820	101-5003	TWIN PINES NURSING & REHAB	104,371.98	
820	101-5004	SHADY OAKS NURSING & REHAB	3,657.59	
820	101-5005	AMISTAD NURSING & REHAB	0.00	
820	101-5006	GANADO NURSING & REHAB	9,178.52	
820	101-5007	CUERO NURSING & REHAB	0.00	
820	101-5008	STEVENS NURSE & REHAB/HALLETTS	0.00	
820	101-5009	PORT LAVACA NURSING & REHAB	0.00	
820	101-5010	SOUTHBROOKE NURSING & REHAB	0.00	
820	101-5011	WHARTON NURSING & REHAB	2,984.59	
820	101-5012	YOAKUM NURSING & REHAB	0.00	
820	101-5100	CUERO NURSING & REHAB-HUD	102,801.64	
820	101-5105	STEVENS NURSE & REHAB-HUD	103,347.60	
820	101-5110	PORT LAVACA NURSE & REHAB-HUD	142,817.07	
820	101-5115	SOUTHBROOKE NURSE&REHAB-HUD	93,334.03	
820	101-5120	WHARTON NURSING& REHAB-HUD	149,069.68	
820	101-5125	YOAKUM NURSING & REHAB-HUD	209,332.51	
820	101-5130	MATAGORDA NURSING & REHAB-HUD	0.00	
820	151-1004	CERTIFICATES OF DEPOSIT		0.00
820	151-1005	LOCAL GOVT. INVEST. COOP.		0.00
TOTAL 820-VICTORIA COUNTY HOSPITAL			41,495,831.05	0.00
TOTAL CASH AND INVESTMENTS			41,495,831.05	0.00
			=====	=====

*** END OF REPORT ***

INTEREST EARNED STATEMENT
APRIL 2019

FUND	FUND NAME	2016	2017	2018	2019 YR TO DATE	CURRENT MONTH
100	GENERAL FUND	141,158.01	241,299.13	466,648.37	227,309.46	54,585.14
200	ROAD & BRIDGE FUND	25,906.60	45,426.58	75,845.46	49,126.01	12,690.88
700	DEBT SERVICE	2,957.82	5,097.08	10,491.55	6,410.98	1,352.34
770	CAPITAL PROJECTS	8745.15	471.42	0.00	0.00	0.00
	Sub-Total Budgeted Funds	178,767.58	292,294.21	552,985.38	282,846.45	68,628.36
119	CLERK'S ARCHIVE	907.32	2307.04	5551.35	2,166.21	330.13
150	TAX SALES	0.00	0.00	0.00	144.74	48.97
240	DRUG COURTS PROGRAM	82.26	173.24	256.25	108.02	26.90
300	CDA PROCESSING FEE	71.58	59.85	168.15	42.45	9.08
310	4-H ACTIVITY CENTER	75.33	116.80	120.37	53.29	13.36
320	AIRPORT DRAFTING	0.00	0.00	0.00	351.11	0.00
321	AIRPORT	452.30	1122.56	2244.67	1,910.73	352.23
330	SPECIAL SERVICE	4351.37	7514.85	9596.57	3,719.42	990.22
360	SHERIFF'S FORFEITURE	438.82	2052.00	7251.10	3,274.90	784.16
361	SHERIFF'S DONATION	0.00	5.80	8.47	2.50	0.51
362	SHERIFF'S DOJ	0.00	2997.98	4965.25	2,369.57	599.22
370	CDA CONTRABAND FORFEIT.	1762.99	4715.79	10490.95	4,645.82	1,147.64
371	CDA DOJ EQUITABLE SHARE	5.20	9.53	17.69	8.57	2.17
372	SHERIFF DOT FED FORFEIT	496.00	1241.51	1369.73	655.07	165.71
380	SHERIFF COMMISSARY	994.68	2205.77	3954.32	2,048.22	517.51
390	JUVENILE COMMISSARY	31.55	59.50	112.82	55.72	14.21
410	HEALTH INSURANCE	1165.44	1713.18	9542.34	959.39	201.06
450	ELECTION ADMINISTRATOR	25.19	133.05	255.79	208.76	50.35
499	TAX ASSESSOR SPECIAL	1286.14	3661.65	8572.46	2,410.00	550.38
500	HISTORICAL COMMISSION	101.10	220.43	406.58	172.96	43.05
800	HEALTH DEPT DRAFTING	0.00	62.08	179.54	77.77	32.93
870	FLEXIBLE BENEFIT PLAN	75.17	294.02	817.46	472.07	110.05
820	HOSPITAL	232331.08	367951.98	522103.44	234,765.80	63,190.04
820	CMC 125 PLAN	314.75	1,093.16	2,738.71	1,316.43	304.80
830	CMC ACCOUNTS PAYABLE	8506.89	13,044.15	19,037.56	7,493.68	2,025.28
840	CMC PAYROLL	2244.93	3,472.13	6,975.28	3,222.55	749.43
820	CMC MEDICAL PROFESSIONAL	23236.23	59,584.77	79,628.52	43,398.32	13,352.37
820	CMC HOME HEALTH	0.00	1,525.34	15,579.84	12,928.59	3,617.87
820	CMC WEIGHT MGMT	0.00	1,968.76	6,202.93	3,143.44	818.01
820	CMC NURSING HOMES	3072.85	9,234.03	25,035.19	11,144.49	2,899.21
950	NAVIGATION DISTRICT	16176.19	33,379.58	85,119.55	50,493.95	13,201.32
950	NAVIG CONSTRUCTION 2012A	0.26	0.89	1.98	0.23	0.00
950	NAVIG. CONSTRUCTION 2015	40712.19	69,060.52	126,550.67	50,989.38	12,077.85
950	NAVIG 2012A/B INT& SINKING	1042.11	2,899.92	6,909.40	4,718.06	1,458.19
950	NAVIG. INTEREST & SINKING	33.22	29.89	25.76	2.84	0.00
	TOTAL	518,760.72	886,205.96	1,514,776.07	732,321.50	188,312.57