

MINUTES OF COUNTY FINANCES
TREASURER'S REPORT
MONTHLY- OCTOBER 2019

IN THE MATTER OF COUNTY FINANCES
IN THE HANDS OF SEAN KENNEDY
TREASURER OF VICTORIA COUNTY, TEXAS

COMMISSIONERS' COURT
VICTORIA COUNTY, TEXAS
IN SPECIAL SESSION
REGULAR TERM
NOVEMBER 2019

IN ACCORDANCE with Section 114.026, Local Government Code, we, the undersigned, constituting the entire Commissioners Court of said County, certify that on the 25th day of November 2019, at the Special Session of a Regular Term of Court. We compared and examined the monthly report of Sean Kennedy, Treasurer of Victoria County, Texas, for October 2019, and finding the same correct, entered an order in the Minutes approving said Report, which states total cash and investments on hand as \$78,089,885.58

Absent

Ben Zeller, County Judge



Danny Garcia, Commissioner Pct. 1



Gary Burns, Commissioner Pct. 3

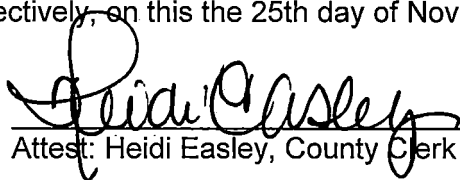


Kevin M. Janak, Commissioner Pct. 2
County Judge Pro Tem



Clint C. Ives, Commissioner Pct. 4

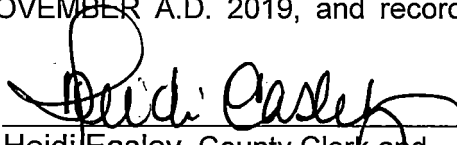
SWORN TO AND SUBSCRIBED BEFORE ME, by Ben Zeller, County Judge, and County Commissioners of said Victoria County, each respectively, on this the 25th day of November A.D., 2019.




Attest: Heidi Easley, County Clerk

FILED FOR RECORD THIS 25 DAY OF NOVEMBER A.D. 2019, and recorded on the 25 day of November, A.D. 2019.





Heidi Easley, County Clerk and
Ex-Officio Clerk of the Commissioners
Court in and for Victoria County, Texas.

By: 

Deputy **Stefanie Tumlinson**



MONTHLY REPORT OF

SEAN KENNEDY, COUNTY TREASURER

VICTORIA COUNTY, TEXAS

FOR THE MONTH OF OCTOBER 2019

This report is presented for the approval of the Commissioners' Court, in accordance with Vernon's Texas Codes Annotated, Local Government Code, Section 83.002 (a) (3), and Title 10, Chapter 2256, Government Code (Public Funds Investment Act), and is true and correct to the best of my knowledge and belief, according to the records of this office.


SEAN KENNEDY
COUNTY TREASURER

VICTORIA COUNTY
INVESTMENTS ON HAND
OCTOBER 31, 2019

FUND	INV. NO.	PURCH DATE	PAR AMOUNT	DESCRIPTION	MAT DATE	CALL DATE	NET YIELD	PURCH PRICE	INDIV FND AMOUNT	TOTAL INVESTMENT	MARKET PRICE	MARKET VALUE
<u>VICTORIA COUNTY</u>		10/19/2017	5,000,000	L.O.G.I.C. POOL			2.057%			5,223,107.13		5,223,107.13
				CERTIFICATE OF DEPOSIT			2.230%			12,169,000.00		12,169,000.00
				CASH ON HAND-COUNTY FUNDS			2.030%			11,355,525.36		11,355,525.36
				<u>TOTAL COUNTY FUNDS</u>						<u>28,747,632.49</u>		<u>28,747,632.49</u>
<u>CITIZENS MEDICAL CENTER</u>				L.O.G.I.C. POOL			0.000%			0.00		0.00
				CERTIFICATE OF DEPOSIT			0.000%			0.00		0.00
<u>BANK BALANCE</u>				CMC NURSING HOMES			2.030%			1,715,004.65		1,715,004.65
				CASH ON HAND-CITIZENS MEDICAL CENTER			2.030%			39,724,165.86		39,724,165.86
				<u>TOTAL HOSPITAL FUNDS</u>						<u>41,439,170.51</u>		<u>41,439,170.51</u>
<u>NAVIGATION DISTRICT</u>				CASH ON HAND 2015 CONSTRUCTION			2.030%			726,028.33		726,028.33
				CASH ON HAND 2015 INTEREST & SINKING			2.030%			378,205.57		378,205.57
				PROMOTION AND DEVELOPMENT FUND			2.030%			271,698.12		271,698.12
				CASH ON HAND-2012A/B INTEREST/SINKING			2.030%			462,259.92		462,259.92
<u>BANK BALANCE</u>				CASH ON HAND-NAVIGATION DISTRICT			2.030%			6,064,890.64		6,064,890.64
				<u>TOTAL NAVIGATION DIST FUNDS</u>						<u>7,903,082.58</u>		<u>7,903,082.58</u>
				<u>SUMMARY TOTAL PORTFOLIO</u>								
				TOTAL COUNTY FUNDS						28,747,632.49	36.8135%	28,747,632.49
				TOTAL HOSPITAL FUNDS						41,439,170.51	53.0660%	41,439,170.51
<u>BANK BALANCE</u>				TOTAL NAVIGATION DISTRICT FUNDS						7,903,082.58	10.1205%	7,903,082.58
										<u>78,089,885.58</u>	100.00%	<u>78,089,885.58</u>
				CASH ON HAND - ALL FUNDS						60,697,778.45	77.73%	60,697,778.45
				PLEGGED SECURITIES - ALL FUNDS						96,834,317.97		97,484,338.38
				CERTIFICATES OF DEPOSIT						12,169,000.00	15.58%	12,169,000.00
				MONEY MKT MUTUAL FUNDS						0.00	0.00%	0.00
				L.O.G.I.C. POOL						5,223,107.13	6.69%	5,223,107.13
				GOVERNMENT SECURITIES						0.00	0.00%	0.00
				<u>TOTAL INVESTMENTS</u>						<u>17,392,107.13</u>	22.27%	<u>17,392,107.13</u>
				<u>TOTAL PORTFOLIO INCLUDING CASH</u>						<u>78,089,885.58</u>	100.00%	<u>78,089,885.58</u>

FUND ACCT. NO.	ACCOUNT NAME	CASH	INVESTMENTS
POOLED CASH - APCA			
=====			
001 101-2000	POOLED CASH	10,063,211.97	
001 101-2005	POOLED CASH-PAYROLL	0.00	
TOTAL 001-POOLED CASH - APCA		10,063,211.97	0.00

GENERAL FUND			
=====			
100 101-2000	CLAIM ON CASH-GENERAL FUND	5,137,575.39	
100 101-3000	VC CREDIT CARD CLEARING ACCT	38,806.00	
100 151-1003	CERTIFICATE OF DEPOSIT		12,169,000.00
100 151-1005	LOCAL GOVT. INVEST. COOP.		5,223,107.13
TOTAL 100-GENERAL FUND		5,176,381.39	17,392,107.13

EMERGENCY MGMT			
=====			
108 101-2000	CLAIM ON CASH-EMER MGMT	(297,431.29)	
TOTAL 108-EMERGENCY MGMT		(297,431.29)	0.00

LEPC FUND			
=====			
109 101-2000	CLAIM ON CASH-LEPC	10,905.02	
TOTAL 109-LEPC FUND		10,905.02	0.00

J. P. SPECIAL FUND			
=====			
110 101-2000	CLAIM ON CASH-J.P. SPECIAL FD	258.36	
TOTAL 110-J.P. SPECIAL FUND		258.36	0.00

CO CLERK ARCHIVE FEE FD			
=====			
119 101-2000	CLAIM ON CASH-CO CLK ARCHIVE	205,372.29	
TOTAL 119-CO CLERK ARCHIVE FEE FD		205,372.29	0.00

CASH & INVESTMENTS BY FUND

AS OF: OCTOBER 31ST, 2019 OCTOBER 31ST, 2019

FUND ACCT. NO.	ACCOUNT NAME	CASH	INVESTMENTS
RECORDS MANAGEMENT FUND			
=====			
120 101-2000	CLAIM ON CASH-RECORD MGMT	74,625.44	
TOTAL 120-RECORDS MANAGEMENT FUND		74,625.44	0.00

COURTHOUSE SECURITY FUND			
=====			
121 101-2000	CLAIM ON CASH-CRTHSE SECURITY	89,889.08	
TOTAL 121-COURTHOUSE SECURITY FUND		89,889.08	0.00

JUSTICE CT BLDG SECURITY			
=====			
122 101-2000	CLAIM ON CASH-JP CRT BLD SECUR	39,712.45	
TOTAL 122-JUSTICE CT BLDG SECURITY		39,712.45	0.00

DIST. CLERK RECORDS MGMT			
=====			
123 101-2000	CLAIM ON CASH-DIST CLK REC MGT	5,608.33	
TOTAL 123-DIST. CLERK RECORD MGMT		5,608.33	0.00

PATRIOT PARK DONATION FD			
=====			
140 101-2000	CLAIM ON CASH-PATRIOT PRK DON	2,801.56	
TOTAL 140-PATRIOT PARK DONATION FD		2,801.56	0.00

SHERIFF'S SPECIAL FUND			
=====			
150 101-2000	CLAIM ON CASH-SHERIFFS SPECIAL	7,315.00	
150 101-3000	PROPERTY TAX SALE ACCOUNT	29,990.75	
TOTAL 150-SHERIFF'S SPECIAL FUND		37,305.75	0.00

CONSTABLE'S SPECIAL FUND			
=====			
155 101-2000	CLAIM ON CASH-CONSTABLES SPEC	0.00	
TOTAL 155-CONSTABLE'S SPECIAL FUND		0.00	0.00

CASH & INVESTMENTS BY FUND

AS OF: OCTOBER 31ST, 2019 OCTOBER 31ST, 2019

FUND ACCT. NO.	ACCOUNT NAME	CASH	INVESTMENTS
CLERK'S SPECIAL FUND			
=====			
160 101-2000	CLAIM ON CASH-CLERKS SPECIAL	16.00	
		-----	-----
TOTAL 160-CLERK'S SPECIAL FUND		16.00	0.00
		-----	-----
GULF/MEXICO ENERGY SEC			
=====			
195 101-2000	CLAIM ON CASH-GULF MEXICO ENGY	192,884.80	
		-----	-----
TOTAL 195-GULF/MEXICO ENERGY SEC.		192,884.80	0.00
		-----	-----
FEMA HAZARD MIT FUND			
=====			
197 101-2000	CLAIM ON CASH-FEMA HAZARD MIT	0.00	
		-----	-----
TOTAL 197- FEMA HAZARD MIT. FD		0.00	0.00
		-----	-----
HURRICANE HARVEY DR#4332			
=====			
198 101-2000	CLAIM ON CASH-HURRICANE HARVEY	(616,275.52)	
198 101-3000	CLAIM ON CASH/GRANT FUND	0.00	
		-----	-----
TOTAL 198-HURRICANE HARVEY DR#4332		(616,275.52)	0.00
		-----	-----
TXDOT MCCOY RD RECONST			
=====			
199 101-2000	CLAIM ON CASH-TXDOT MCCOY RD	0.00	
		-----	-----
TOTAL 199-TXDOT MCCOY RD RECONST		0.00	0.00
		-----	-----
ROAD AND BRIDGE FUND/PCT			
=====			
201 101-2000	CLAIM ON CASH-R&B PCT #1	364,409.01	
		-----	-----
TOTAL 201-ROAD & BRIDGE FUND PCT 1		364,409.01	0.00
		-----	-----
ROAD AND BRIDGE FUND/PCT			
=====			
202 101-2000	CLAIM ON CASH-R&B PCT #2	663,325.43	
		-----	-----
TOTAL 202-ROAD & BRIDGE FUND PCT 2		663,325.43	0.00
		-----	-----

CASH & INVESTMENTS BY FUND

AS OF: OCTOBER 31ST, 2019 OCTOBER 31ST, 2019

FUND ACCT. NO.	ACCOUNT NAME	CASH	INVESTMENTS
ROAD AND BRIDGE FUND/PCT			
=====			
203 101-2000	CLAIM ON CASH-R&B PCT #3	1,624,495.20	
TOTAL 203-ROAD & BRIDGE FUND PCT 3		1,624,495.20	0.00
ROAD AND BRIDGE FUND/PCT			
=====			
204 101-2000	CLAIM ON CASH-R&B PCT #4	519,362.84	
TOTAL 204-ROAD & BRIDGE FUND PCT 4		519,362.84	0.00
CAPITAL CREDITS FUND			
=====			
215 101-2000	CLAIM ON CASH-CAPITAL CREDITS	255,224.13	
TOTAL 215-CAPITAL CREDITS FUND		255,224.13	0.00
JUVENILE RESTITUTION			
=====			
221 101-2000	CLAIM ON CASH-JUVEN.RESTITUT.	18.59	
TOTAL 221-JUVENILE RESTITUTION		18.59	0.00
JUVENILE PROBATION FUND			
=====			
231 101-2000	CLAIM ON CASH-JUVEN PROBAT.	90,739.23	
TOTAL 231-JUVENILE PROBATION FD		90,739.23	0.00
DRUG COURTS PROGRAMS			
=====			
240 101-2000	CLAIM ON CASH-DRUG CRT PROG	21,127.01	
TOTAL 240-DRUG COURTS PROGRAM		21,127.01	0.00
24TH JUDICIAL DIST PROB			
=====			
241 101-2000	CLAIM ON CASH-24 JUD DIST PROB	110,933.22	
TOTAL 241-24TH JUDICIAL DIST. PROB		110,933.22	0.00

CASH & INVESTMENTS BY FUND

AS OF: OCTOBER 31ST, 2019 OCTOBER 31ST, 2019

FUND ACCT. NO.	ACCOUNT NAME	CASH	INVESTMENTS
JUSTICE TECHNOLOGY FUND			
=====			
281 101-2000	CLAIM ON CASH-JUSTICE TECH.	5,703.15	
TOTAL 281-JUSTICE TECHNOLOGY FD.		5,703.15	0.00

FAMILY PROTECTION FEE FD			
=====			
282 101-2000	CLAIM ON CASH-FAM PROTECT FEE	4,205.00	
TOTAL 282-FAMILY PROTECTION FEE FD		4,205.00	0.00

CO/DIST TECHNOLOGY FD			
=====			
283 101-2000	CLAIM ON CASH-CO/DIST TECHNOL	10,994.58	
TOTAL 283-CO/DIST TECHNOLOGY FD		10,994.58	0.00

CDA PROCESSING FEE FUND			
=====			
300 101-2000	CLAIM ON CASH-CDA PROCESS FEE	6,798.36	
TOTAL 300-CDA PROCESSING FEE FUND		6,798.36	0.00

BOND FORFEITURE COMM			
=====			
301 101-2000	CLAIM ON CASH-BOND FORFEITURE	23,970.97	
TOTAL 301-BOND FORFEITURE COMM		23,970.97	0.00

CDA STATE JUDICIARY FUND			
=====			
302 101-2000	CLAIM ON CASH-CDA STATE JUD.	4,836.33	
TOTAL 302-CDA STATE JUDICIARY FUND		4,836.33	0.00

PRETRIAL INTERVENTION			
=====			
303 101-2000	CLAIM ON CASH-PRETRIAL INTERV	6,400.00	
TOTAL 303-PRETRIAL INTERVENTION		6,400.00	0.00

CASH & INVESTMENTS BY FUND

AS OF: OCTOBER 31ST, 2019 OCTOBER 31ST, 2019

FUND	ACCT. NO.	ACCOUNT NAME	CASH	INVESTMENTS
CDA VICTIMS ASSISTANCE GR				
=====				
305	101-2000	CLAIM ON CASH-CDA VICTIMS ASST	(9,785.90)	
TOTAL 305-CDA VICTIMS ASSIST GRANT			(9,785.90)	0.00
VICTIM COORD/LIASON GNT				
=====				
306	101-2000	CLAIM ON CASH-SO VICT COORD	(6,487.24)	
TOTAL 306-VICTIM COORD/LIASON GNT			(6,487.24)	0.00
SCAAP PROGRAM				
=====				
307	101-2000	CLAIM ON CASH-SCAAP PROGRAM	1,265.00	
TOTAL 307-SCAAP PROGRAM			1,265.00	0.00
TEXAS VINE GRANT				
=====				
308	101-2000	CLAIM ON CASH-TX VINE GRANT	0.00	
TOTAL 308-TEXAS VINE GRANT			0.00	0.00
4/H ACTIVITY CENTER				
=====				
310	101-2000	CLAIM ON CASH-4/H ACTIVITY CNT	7,893.48	
TOTAL 310-4/H ACTIVITY CENTER			7,893.48	0.00
AIRPORT FUND				
=====				
321	101-2000	CLAIM ON CASH-AIRPORT FUND	24,627.77	
321	101-3000	CASH IN BANK/AIRPORT DRAFTING	248,554.62	
321	151-1000	TREASURY BILLS		0.00
321	151-1001	TEXPOOL INVESTMENTS		0.00
321	151-1005	LOCAL GOVT. INVEST COOP		0.00
TOTAL 321-AIRPORT FUND			273,182.39	0.00

CASH & INVESTMENTS BY FUND

AS OF: OCTOBER 31ST, 2019 OCTOBER 31ST, 2019

FUND ACCT. NO.	ACCOUNT NAME	CASH	INVESTMENTS
AIRPORT GRANT FUND			
=====			
322 101-2000	CLAIM ON CASH-AIRPORT GRANT	0.00	
		-----	-----
TOTAL 322-AIRPORT GRANT FUND		0.00	0.00
		-----	-----
AIRPORT CAPITAL PROJECTS			
=====			
323 101-2000	CLAIM ON CASH-AIRP CAPITAL PRO	0.00	
		-----	-----
TOTAL 323-AIRPORT CAPITAL PROJECTS		0.00	0.00
		-----	-----
SPECIAL SERVICE FUND			
=====			
330 101-2000	CLAIM ON CASH-SPECIAL SERVICE	197,082.83	
		-----	-----
TOTAL 330-SPECIAL SERVICE FUND		197,082.83	0.00
		-----	-----
STONEGARDEN GRANT			
=====			
336 101-2000	CLAIM ON CASH-STONEGARDEN GNT	(228,214.89)	
		-----	-----
TOTAL 336-STONEGARDEN 2010SST0-0008		(228,214.89)	0.00
		-----	-----
JAG-LESS LETHAL FORCE			
=====			
337 101-2000	CLAIM ON CASH-JAG LESS LETHAL	(37,965.40)	
		-----	-----
TOTAL 337-JAG-LESS LETHAL FORCE		(37,965.40)	0.00
		-----	-----
CLICK IT OR TICKET			
=====			
338 101-2000	CLAIM ON CASH-GCRPC 9-1-1	107,329.72	
		-----	-----
TOTAL 338-GCRPC -- 9-1-1 ALLOCATION		107,329.72	0.00
		-----	-----
BYRNE JAG PROGRAM			
=====			
339 101-2000	CLAIM ON CASH-BYRNE JAG PROG	0.00	
		-----	-----
TOTAL 339- BYRNE JAG PROGRAM		0.00	0.00
		-----	-----

CASH & INVESTMENTS BY FUND

AS OF: OCTOBER 31ST, 2019 OCTOBER 31ST, 2019

FUND	ACCT. NO.	ACCOUNT NAME	CASH	INVESTMENTS
HIGH INTENSITY DRUG TRAF				
=====				
340	101-2000	CLAIM ON CASH-HIGH INTENSITY	(4,038.08)	
TOTAL 340-HIGH INTENSITY DRUG TRAFF			(4,038.08)	0.00
GCRPC SOLID WASTE GRANT				
=====				
341	101-2000	CLAIM ON CASH-GCRPC SOLID WAST	0.00	
TOTAL 341-GCRPC SOLID WASTE GRNT			0.00	0.00
RIFLE REST BODY ARM GNT				
=====				
343	101-2000	CLAIM ON CASH-RIFLE RESIT BODY	0.00	
TOTAL 343-RIFLE RESIT BODY ARMOR GN			0.00	0.00
FIREFIGHTERS GRANT				
=====				
344	101-2000	CLAIM ON CASH-FIREFIGHTERS GNT	0.00	
TOTAL 344-FIREFIGHTERS GRANT			0.00	0.00
FERAL HOG GRANT				
=====				
345	101-2000	CLAIM ON CASH-FERAL HOG GRANT	0.00	
TOTAL 345-FERAL HOG GRANT			0.00	0.00
TXCDBG WCID1 BLOOMINGTON				
=====				
346	101-2000	CLAIM ON CASH-WCID1 BLOOMING	(156,003.00)	
TOTAL 346-TXCDBG GNT-WCID1 BLOOM.			(156,003.00)	0.00
STATE FEE ACCOUNT				
=====				
350	101-2000	CLAIM ON CASH-STATE FEE FD	83,940.00	
TOTAL 350-STATE FEE ACCOUNT			83,940.00	0.00

CASH & INVESTMENTS BY FUND

AS OF: OCTOBER 31ST, 2019 OCTOBER 31ST, 2019

FUND ACCT. NO.	ACCOUNT NAME	CASH	INVESTMENTS
MENTAL HLTH PEACE OFF FD			
=====			
356 101-2000	CLAIM ON CASH-MENTAL SO/GB	(34,486.01)	
TOTAL 356-MENTAL HEALTH PEACE OFF		(34,486.01)	0.00

BISD SCHOOL RESOURCE OFF			
=====			
358 101-2000	CLAIM ON CASH-BISD SCHL RESOUR	(10,453.84)	
TOTAL 358-BISD SCHOOL RESOURCE OFF		(10,453.84)	0.00

SHERIFF'S FORFEITURE FD			
=====			
360 101-2000	CLAIM ON CASH-SHERIFF FORFEIT	590,689.24	
360 151-1001	TEXPOOL INVESTMENTS		0.00
360 151-1005	LOCAL GOVT. INVEST. COOP.		0.00
TOTAL 360-SHERIFF'S FORFEITURE FUND		590,689.24	0.00

SHERIFF'S DONATION FUND			
=====			
361 101-2000	CLAIM ON CASH-SHERIFF DONATION	258.49	
TOTAL 361-SHERIFF'S DONATION FUND		258.49	0.00

SHER DOJ FEDERAL FORFEIT			
=====			
362 101-2000	CLAIM ON CASH-SO DOJ FED FORFE	302,060.54	
TOTAL 362-SHERIFF DOJ FED. FORFEIT.		302,060.54	0.00

CDA CONTRABAND FORFEITURE			
=====			
370 101-2000	CLAIM ON CASH-CDA CONTRA FORF	789,929.32	
370 151-1005	LOCAL GOVT. INVEST. COOP.		0.00
TOTAL 370-CDA CONTRABAND FORFEITURE		789,929.32	0.00

CDA DOJ EQUITABLE SHARE			
=====			
371 101-2000	CLAIM ON CASH-CDA DOJ EQUIT	1,094.24	
TOTAL 371-CDA DOJ EQUITABLE SHARE		1,094.24	0.00

CASH & INVESTMENTS BY FUND

AS OF: OCTOBER 31ST, 2019 OCTOBER 31ST, 2019

FUND ACCT. NO.	ACCOUNT NAME	CASH	INVESTMENTS
SHERIFF DOT FEDERAL FORF			
=====			
372 101-2000	CLAIM ON CASH-SO DOT FED FORF.	83,682.60	
		-----	-----
TOTAL 372-SHERIFF DOT FEDERAL FORF		83,682.60	0.00
		-----	-----
SHERIFF COMMISSARY FUND			
=====			
380 101-2000	CLAIM ON CASH-SHER. COMMISSARY	274,008.57	
		-----	-----
TOTAL 380-SHERIFF COMMISSARY FUND		274,008.57	0.00
		-----	-----
JUVENILE COMMISSARY FUND			
=====			
390 101-2000	CLAIM ON CASH-JUV COMMISSARY	7,206.02	
		-----	-----
TOTAL 390-JUVENILE COMMISSARY FUND		7,206.02	0.00
		-----	-----
NATIONAL SCHOOL LUNCH PRG			
=====			
392 101-2000	CLAIM ON CASH-NSLP	0.00	
		-----	-----
TOTAL 392-NATIONAL SCHOOL LUNCH PRG		0.00	0.00
		-----	-----
VISD SRO REIMBURSEMENT			
=====			
395 101-2000	CLAIM ON CASH-VISD SRO REIMB	(165,212.17)	
		-----	-----
TOTAL 395-VISD SRO REIMBURSEMENT		(165,212.17)	0.00
		-----	-----
HEALTH INSURANCE FUND			
=====			
410 101-2000	CLAIM ON CASH-HEALTH INSUR	(722,210.88)	
410 101-3000	CASH IN BANK/BOON CHAPMAN	2,303.10	
		-----	-----
TOTAL 410-HEALTH INSURANCE FUND		(719,907.78)	0.00
		-----	-----
EMPLOYEE BENEFIT FUND			
=====			
420 101-2000	CLAIM ON CASH-EMPLOYEE BENEF	3,851.52	
		-----	-----
TOTAL 420-EMPLOYEE BENEFIT FUND		3,851.52	0.00
		-----	-----

CASH & INVESTMENTS BY FUND

AS OF: OCTOBER 31ST, 2019 OCTOBER 31ST, 2019

FUND ACCT. NO.	ACCOUNT NAME	CASH	INVESTMENTS
ELECTIONS ADM SPECIAL			
=====			
450 101-2000	CLAIM ON CASH-ELECT ADM SPEC	42,619.23	
		-----	-----
TOTAL 450-ELECTIONS ADM SPECIAL		42,619.23	0.00
		-----	-----
ELECTIONS CHAPTER 19			
=====			
457 101-2000	CLAIM ON CASH-ELECT CHAPT 19	(546.35)	
		-----	-----
TOTAL 457-ELECTIONS CHAPTER 19 FD		(546.35)	0.00
		-----	-----
TAX ASSESSOR SPECIAL			
=====			
499 101-3000	FVNB SPECIAL INVENTORY ACCT.	900,319.62	
		-----	-----
TOTAL 499-TAX ASSESSOR SPECIAL		900,319.62	0.00
		-----	-----
HISTORICAL COMMISSION			
=====			
500 101-2000	CLAIM ON CASH-HISTORICAL COMM	20,617.54	
		-----	-----
TOTAL 500-HISTORICAL COMMISSION		20,617.54	0.00
		-----	-----
CHILD WELFARE BOARD			
=====			
515 101-2000	CLAIM ON CASH-CHILD WELFARE BD	24,927.00	
		-----	-----
TOTAL 515-CHILD WELFARE BOARD		24,927.00	0.00
		-----	-----
REBUILD TEXAS FUND			
=====			
550 101-2000	CLAIM ON CASH-REBUILD TX FUND	127,655.89	
		-----	-----
TOTAL 550-REBUILD TEXAS FUND		127,655.89	0.00
		-----	-----
DEBT SERVICE			
=====			
700 101-2000	CLAIM ON CASH-DEBT SERVICE	585,918.14	
		-----	-----
TOTAL 700-DEBT SERVICE		585,918.14	0.00
		-----	-----

FUND ACCT. NO.	ACCOUNT NAME	CASH	INVESTMENTS
LAW LIBRARY FUND			
=====			
720 101-2000	CLAIM ON CASH-LAW LIBRARY FD	61,711.26	
		-----	-----
TOTAL 720-LAW LIBRARY FUND		61,711.26	0.00
		-----	-----
VICTORIA HEALTH DEPT			
=====			
800 101-2000	CLAIM ON CASH-HEALTH DEPT	(260,658.37)	
800 101-3000	CASH IN BANK/HLTH 340B DRAFT.	1,477.56	
		-----	-----
TOTAL 800-VICTORIA HEALTH DEPT.		(259,180.81)	0.00
		-----	-----
TX A&M UNIV HLTH SCIENCE			
=====			
801 101-2000	CLAIM ON CASH-TX A&M HLTH SCI	7,029.00	
		-----	-----
TOTAL 801-TX A&M UNIV HLTH SCIENCE		7,029.00	0.00
		-----	-----
MEDICAID ADM CLAIM FD			
=====			
802 101-2000	CLAIM ON CASH-MEDICAID ADM CLM	38,222.46	
		-----	-----
TOTAL 802-MEDICAID ADM CLAIMS FD		38,222.46	0.00
		-----	-----
TEXAS HOME VISITING GNT			
=====			
803 101-2000	CLAIM ON CASH-TX HOME VISITING	(129,541.84)	
		-----	-----
TOTAL 803-TEXAS HOME VISITING GRANT		(129,541.84)	0.00
		-----	-----
HOGG FOUNDATION GRANT			
=====			
804 101-2000	CLAIM ON CASH-HOGG FOUNDAT.	43,136.56	
		-----	-----
TOTAL 804-HOGG FOUNDATION GNT		43,136.56	0.00
		-----	-----
HURRICANE PUBLIC HLTH GNT			
=====			
805 101-2000	CLAIM ON CASH-HURRICANE PUBLIC	(107,776.40)	
		-----	-----
TOTAL 805-HURRICANE PUBLIC HLTH GNT		(107,776.40)	0.00
		-----	-----

CASH & INVESTMENTS BY FUND

AS OF: OCTOBER 31ST, 2019 OCTOBER 31ST, 2019

FUND ACCT. NO.	ACCOUNT NAME	CASH	INVESTMENTS
AMERICARES			
806	101-2000 CLAIM ON CASH-AMERICARES	3,171.11	
TOTAL 606-AMERICARES		3,171.11	0.00
VICTORIA WIC PROGRAM			
810	101-2000 CLAIM ON CASH-WIC PROGRAM	(125,589.64)	
TOTAL 810-VICTORIA WIC PROGRAM		(125,589.64)	0.00
NAVARRO PROJECT FUND			
845	101-2000 CLAIM ON CASH-NAVARRO LEASE	0.00	
845	101-3000 CASH/BK NY/INTEREST	0.00	
845	101-3001 CASH/BK NY/PRINCIPAL	0.00	
845	101-3002 CASH/BK NY/PROJECT	0.00	
845	101-3003 CASH/BK NY/RESERVE (2017)	0.00	
845	151-1001 MONEY MARKET MUTUAL FDS		0.00
845	151-1002 GOVERNMENT SECURITIES		0.00
845	151-1006 INVESTORS CASH TRUST		0.00
TOTAL 845-NAVARRO PROJECT FUND		0.00	0.00
FLEXIBLE BENEFITS PLAN			
870	101-2000 CASH-FLEX BEN-DENTAL, LIFE, VSN	13,093.42	
870	101-3000 CASH IN BANK/PROSPERITY BANK	70,861.74	
TOTAL 870-FLEXIBLE BENEFITS PLAN		83,955.16	0.00
LEOSE FUND			
880	101-2000 CLAIM ON CASH-LEOSE FUND	53,361.07	
TOTAL 880-LEOSE FUND		53,361.07	0.00
TOTAL CASH AND INVESTMENTS		21,418,737.33	17,392,107.13

*** END OF REPORT ***

Pooled Cash	(10,063,211.97)	17,392,107.13
	<u>11,355,525.36</u>	<u>17,392,107.13</u>

FUND ACCT. NO.	ACCOUNT NAME	CASH	INVESTMENTS
VICTORIA COUNTY HOSPITAL			
=====			
820 101-1000	HOSPITAL FUND	35,416,592.37	
820 101-2004	CMC 125 PLAN	161,672.83	
820 101-3000	CMC ACCTS PAYABLE	(482,502.53)	
820 101-4000	CMC PAYROLL	654.62	
820 101-4100	CMC MEDICAL PROFESS #214125768	100.04	
820 101-4105	CMC MEDICAL PROFESS #217301213	1,713,776.41	
820 101-4200	CMC WEIGHT MANAGEMENT CNTR	441,656.32	
820 101-4300	CMC HOME HEALTH AGENCY	2,472,215.80	
820 101-5001	ARBORETUM NURSE /REHAB/WINNIE	0.00	
820 101-5002	MATAGORDA NURSING & REHAB	143,446.48	
820 101-5003	TWIN PINES NURSING & REHAB	191,187.25	
820 101-5004	SHADY OAKS NURSING & REHAB	61,733.68	
820 101-5005	AMISTAD NURSING & REHAB	0.00	
820 101-5006	GANADO NURSING & REHAB	143,077.04	
820 101-5007	CUERO NURSING & REHAB	0.00	
820 101-5008	STEVENS NURSE & REHAB/HALLETT'S	0.00	
820 101-5009	PORT LAVACA NURSING & REHAB	6,336.75	
820 101-5010	SOUTHBROOKE NURSING & REHAB	0.00	
820 101-5011	WHARTON NURSING & REHAB	0.00	
820 101-5012	YOAKUM NURSING & REHAB	0.00	
820 101-5100	CUERO NURSING & REHAB-HUD	188,251.88	
820 101-5105	STEVENS NURSE & REHAB-HUD	195,073.92	
820 101-5110	PORT LAVACA NURSE & REHAB-HUD	266,787.02	
820 101-5115	SOUTHBROOKE NURSE&REHAB-HUD	255,009.25	
820 101-5120	WHARTON NURSING& REHAB-HUD	222,225.64	
820 101-5125	YOAKUM NURSING & REHAB-HUD	41,875.74	
820 101-5130	MATAGORDA NURSING & REHAB-HUD	0.00	
820 101-5135	TWIN PINES NURSING & REHAB-HUD	0.00	
820 151-1004	CERTIFICATES OF DEPOSIT		0.00
820 151-1005	LOCAL GOVT. INVEST. COOP.		0.00
TOTAL 820-VICTORIA COUNTY HOSPITAL		41,439,170.51	0.00
		-----	-----
TOTAL CASH AND INVESTMENTS		41,439,170.51	0.00
		=====	=====

*** END OF REPORT ***

CD INVESTMENTS GENERAL FUND

ISSUER	CUSIP	TERM	% EARN	SETTLE	MATURE			
FIRST TECH FCU	33715LDQ0	MBS	24	3.05%	\$ 245,000.00	2/6/2019	2/8/2021	FEB
KESSLER FCU	49254FAJ5	MBS	30	3.00%	\$ 245,000.00	1/31/2019	7/30/2021	JAN
GOLDMAN SACHS	38148P4N4	MBS	36	2.90%	\$ 245,000.00	1/30/2019		JAN
JP MORGAN CHASE	48128HGV4	MBS	12	2.80%	\$ 245,000.00	2/28/2019	2/28/2020	FEB
KERN SCHOOL FCU	49228XAA8	MBS	36	2.80%	\$ 245,000.00	2/27/2019	2/28/2022	FEB
MORGAN STANLY	61760AWX3	MBS	36	2.75%	\$ 245,000.00	3/7/2019	3/7/2022	MARCH
CITIBANK NA MKT	17294XPV2	MBS	36	2.80%	\$ 245,000.00	3/11/2019	3/11/2022	MARCH
MEDALLION	58404DDP3	MBS	36	2.70%	\$ 245,000.00	3/22/2019	3/22/2022	MARCH
AFFINITY CU	00832KAV1	MBS	12	2.70%	\$ 245,000.00	3/22/2019	3/22/2020	MARCH
AMERICAS CU	03065AAG8	MBS	24	2.70%	\$ 245,000.00	3/29/2019	3/29/2021	MARCH
ISREAL DISC BANK	465076QE0	MBS	24	2.50%	\$ 245,000.00	5/10/2019	5/10/2021	MAY
UNIV OF IOWA	91435LAY3	MBS	24	2.50%	\$ 245,000.00	5/15/2019	5/14/2021	MAY
BANKNEWPORT	06647JAR5	MBS	36	2.50%	\$ 245,000.00	5/8/2019	5/9/2022	MAY
JEFFERSON FINAN	474067AR6	MBS	36	2.65%	\$ 209,000.00	5/15/2019	5/16/2022	MAY
SIGNAT BNK ARKAN	82669LJC8	MBS	36	2.50%	\$ 245,000.00	5/17/2019	5/17/2022	MAY
BANK OF NEW ENG	06426KBB3	MBS	36	2.45%	\$ 245,000.00	5/23/2019	5/23/2022	MAY
TIAA FSB	87270LCE1	MBS	36	2.50%	\$ 245,000.00	5/17/2019	5/17/2022	MAY
CAPITAL ONE BNK	14042TAN7	MBS	35	2.45%	\$ 200,000.00	6/10/2019	5/23/2022	JUNE
UBS BNK SALT LAKE	90348BJLQ1	MBS	24	2.45%	\$ 245,000.00	6/10/2019	6/7/2021	JUNE
EAVANSVILLE TEAC	299547AN9	MBS	12	2.40%	\$ 245,000.00	6/12/2019	6/12/2020	JUNE
BMO HARRIS BNK	05581WV93	MBS	13	2.40%	\$ 245,000.00	6/13/2019	7/13/2020	JUNE
STEARNS BNK NA	857894A90	MBS	14	2.20%	\$ 245,000.00	6/24/2019	8/24/2020	JUNE
VERUS BNK COMM	92535LCG7	MBS	24	2.20%	\$ 245,000.00	6/28/2019	6/28/2021	JUNE
MEADOWS BANK	58321JCD8	MBS	18	2.25%	\$ 245,000.00	6/28/2019	12/28/2020	JUNE
BAR HARBOR B&T	066851WU6	MBS	24	2.05%	\$ 245,000.00	6/28/2019	6/28/2021	JUNE
LUANA SVGS BNK	549104GV3	MBS	36	2.20%	\$ 245,000.00	6/21/2019	6/21/2022	JUNE
BALBOA THRIFT	05765LAX5	MBS	36	2.00%	\$ 245,000.00	7/19/2019	7/18/2022	JULY
UNITED BANKERS'	909557JE1	MBS	30	2.00%	\$ 245,000.00	7/24/2019	1/24/2022	JULY
1ST SOURCE BANK	33646CLH5	MBS	35	2.00%	\$ 245,000.00	7/11/2019	6/13/2022	JULY
BARCLAYS BNK DEL	06740KNF0	MBS	24	2.00%	\$ 245,000.00	7/19/2019	7/17/2021	JULY
HANMI BANK	410493ELO	MBS	36	2.00%	\$ 245,000.00	7/19/2019	7/19/2022	JULY
CONGRESSIONAL B	20726ABB3	MBS	28	2.00%	\$ 245,000.00	7/24/2019	11/24/2021	JULY
FIRST NATL BANK	32114LBN8	MBS	36	2.00%	\$ 245,000.00	7/26/2019	7/26/2022	JULY
THREE RIVERS CU	88563LAH0	MBS	24	2.10%	\$ 245,000.00	8/1/2019	8/2/2021	AUG
CIT BNK NAT ASSN	12556LBB1	MBS	36	1.95%	\$ 245,000.00	8/23/2019	8/23/2022	AUG
RAYMOND JAMES	75472RAC5	MBS	36	1.90%	\$ 245,000.00	8/23/2019	8/23/2022	AUG
STERLING BK	85916VDL6	MBS	37	1.75%	\$ 245,000.00	9/6/2019	10/6/2022	SEPT
FIRST FARMERS BT	320165JL8	MBS	24	1.65%	\$ 245,000.00	9/6/2019	9/3/2021	SEPT
COMMUNITY BNK	20368TCN8	MBS	24	1.65%	\$ 245,000.00	9/12/2019	9/13/2021	SEPT
FIRST NATL BK AME	32110YNA9	MBS	24	1.60%	\$ 245,000.00	9/17/2019	9/17/2021	SEPT
FIRST NATL BK CON	334342CG5	MBS	26	1.65%	\$ 245,000.00	9/18/2019	11/18/2021	SEPT
MAPLE BANK	565109BP9	MBS	30	1.70%	\$ 245,000.00	10/11/2019	4/11/2022	OCT
ENCORE BANK	29260MAP0	MBS	30	1.70%	\$ 245,000.00	10/23/2019	4/25/2022	OCT
MORGAN STANLEY	61747MA50	FTN	24	1.75%	\$ 245,000.00	11/9/2017	11/12/2019	

CD INVESTMENTS GENERAL FUND

CAPITOL ONE NA	14042RKA8	FTN	24	1.75%	\$ 245,000.00	11/8/2017	11/8/2019
JEFFESON B&T	472376AC6	MBS	30	1.75%	\$ 245,000.00	11/9/2017	5/12/2020
DISCOVER BANK	254673GD2	MBS	36	2.00%	\$ 245,000.00	11/8/2017	11/9/2020
WELLS FARGO NA	949763LD6	MBS	36	2.00%	\$ 245,000.00	11/8/2017	11/9/2020
ALLY BANK	02006L6M0	FTN	36	2.00%	\$ 245,000.00	11/9/2017	11/9/2020
BMW BANK OF NA	05580ALB8	FTN	36	2.00%	\$ 245,000.00	11/10/2017	11/10/2020
				2.23%	12,169,000.00		

INTEREST EARNED STATEMENT
OCTOBER 2019

FUND	FUND NAME	2019			
		2016	2017	2018	YR TO DATE
100	GENERAL FUND	141,158.01	241,299.13	466,648.37	522,877.09
200	ROAD & BRIDGE FUND	25,906.60	45,426.58	75,845.46	99,755.70
700	DEBT SERVICE	2,957.82	5,097.08	10,491.55	13,588.36
770	CAPITAL PROJECTS	8745.15	471.42	0.00	0.00
	Sub-Total Budgeted Funds	178,767.58	292,294.21	552,985.38	636,221.15
119	CLERK'S ARCHIVE	907.32	2307.04	5551.35	4,257.15
150	TAX SALES	0.00	0.00	0.00	465.75
240	DRUG COURTS PROGRAM	82.26	173.24	256.25	311.41
300	CDA PROCESSING FEE	71.58	59.85	168.15	100.67
310	4-H ACTIVITY CENTER	75.33	116.80	120.37	142.09
320	AIRPORT DRAFTING	0.00	0.00	0.00	351.11
321	AIRPORT	452.30	1122.56	2244.67	3,611.76
330	SPECIAL SERVICE	4351.37	7514.85	9596.57	8,608.09
360	SHERIFF'S FORFEITURE	438.82	2052.00	7251.10	8,113.51
361	SHERIFF'S DONATION	0.00	5.80	8.47	5.40
362	SHERIFF'S DOJ	0.00	2997.98	4965.25	5,751.04
370	CDA CONTRABAND FORFEIT.	1762.99	4715.79	10490.95	12,260.70
371	CDA DOJ EQUITABLE SHARE	5.20	9.53	17.69	20.81
372	SHERIFF DOT FED FORFEIT	496.00	1241.51	1369.73	1,591.55
380	SHERIFF COMMISSARY	994.68	2205.77	3954.32	5,048.77
390	JUVENILE COMMISSARY	31.55	59.50	112.82	136.16
410	HEALTH INSURANCE	1165.44	1713.18	9542.34	2,303.10
450	ELECTION ADMINISTRATOR	25.19	133.05	255.79	536.20
499	TAX ASSESSOR SPECIAL	1286.14	3661.65	8572.46	9,394.42
500	HISTORICAL COMMISSION	101.10	220.43	406.58	411.59
800	HEALTH DEPT DRAFTING	0.00	62.08	179.54	290.60
870	FLEXIBLE BENEFIT PLAN	75.17	294.02	817.46	1,216.49
820	HOSPITAL	232331.08	367951.98	522103.44	564,399.44
820	CMC 125 PLAN	314.75	1,093.16	2,738.71	3,062.46
830	CMC ACCOUNTS PAYABLE	8506.89	13,044.15	19,037.56	18,154.98
840	CMC PAYROLL	2244.93	3,472.13	6,975.28	7,639.38
820	CMC MEDICAL PROFESSIONAL	23236.23	59,584.77	79,628.52	143,137.04
820	CMC HOME HEALTH	0.00	1,525.34	15,579.84	37,700.31
820	CMC WEIGHT MGMT	0.00	1,968.76	6,202.93	8,076.15
820	CMC NURSING HOMES	3072.85	9,234.03	25,035.19	27,092.24
950	NAVIGATION DISTRICT	16176.19	33,379.58	85,119.55	126,410.44
950	NAVIG CONSTRUCTION 2012A	0.26	0.89	1.98	0.23
950	NAVIG. CONSTRUCTION 2015	40712.19	69,060.52	126,550.67	75,284.86
950	NAVIG 2012A/B INT& SINKING	1042.11	2,899.92	6,909.40	8,342.45
950	NAVIG. INTEREST & SINKING	33.22	29.89	25.76	2.84
	TOTAL	518,760.72	886,205.96	1,514,776.07	1,720,452.34