


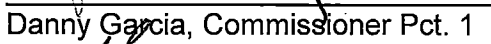
MINUTES OF COUNTY FINANCES
TREASURER'S REPORT
MONTHLY- SEPTEMBER 2019


IN THE MATTER OF COUNTY FINANCES
IN THE HANDS OF SEAN KENNEDY
TREASURER OF VICTORIA COUNTY, TEXAS


COMMISSIONERS' COURT
VICTORIA COUNTY, TEXAS
IN SPECIAL SESSION
REGULAR TERM
OCTOBER 2019


IN ACCORDANCE with Section 114.026, Local Government Code, we, the undersigned, constituting the entire Commissioners Court of said County, certify that on the 28th day of October 2019, at the Special Session of a Regular Term of Court, we compared and examined the monthly report of Sean Kennedy, Treasurer of Victoria County, Texas, for September 2019, and finding the same correct, entered an order in the Minutes approving said Report, which states total cash and investments on hand as \$76,383,642.20


Ben Zeller, County Judge



Danny Garcia, Commissioner Pct. 1


Kevin M. Janak, Commissioner Pct. 2


Gary Burns, Commissioner Pct. 3




Clint C. Ives, Commissioner Pct. 4

SWORN TO AND SUBSCRIBED BEFORE ME, by Ben Zeller, County Judge, and County Commissioners of said Victoria County, each respectively, on this the 28th day of October A.D., 2019.


Attest: Heidi Easley, County Clerk

FILED FOR RECORD THIS 28 DAY OF OCTOBER A.D. 2019, and recorded on the 28 day of October, A.D. 2019.




Heidi Easley, County Clerk and
Ex-Officio Clerk of the Commissioners
Court in and for Victoria County, Texas.
By: 
Deputy **Stefanie Tumlinson**



MONTHLY REPORT OF

SEAN KENNEDY, COUNTY TREASURER

VICTORIA COUNTY, TEXAS

FOR THE MONTH OF SEPTEMBER 2019

This report is presented for the approval of the Commissioners' Court, in accordance with Vernon's Texas Codes Annotated, Local Government Code, Section 83.002 (a) (3), and Title 10, Chapter 2256, Government Code (Public Funds Investment Act), and is true and correct to the best of my knowledge and belief, according to the records of this office.


SEAN KENNEDY
COUNTY TREASURER

VICTORIA COUNTY
INVESTMENTS ON HAND
SEPTEMBER 30, 2019

FUND	INV. NO.	PURCH DATE	PAR AMOUNT	DESCRIPTION	MAT DATE	CALL DATE	NET YIELD	PURCH PRICE	INDIV FND AMOUNT	TOTAL INVESTMENT	MARKET PRICE	MARKET VALUE
<u>VICTORIA COUNTY</u>		10/19/2017	5,000,000	L.O.G.I.C. POOL			2.240%			5,213,994.34		5,213,994.34
				CERTIFICATE OF DEPOSIT			2.250%			11,679,000.00		11,679,000.00
				CASH ON HAND-COUNTY FUNDS			2.200%			12,910,513.79		12,910,513.79
				<u>TOTAL COUNTY FUNDS</u>						<u>29,803,508.13</u>		<u>29,803,508.13</u>
<u>CITIZENS MEDICAL CENTER</u>				L.O.G.I.C. POOL			0.000%			0.00		0.00
				CERTIFICATE OF DEPOSIT			0.000%			0.00		0.00
<u>BANK BALANCE</u>				CMC NURSING HOMES			2.390%			718,173.66		718,173.66
				CASH ON HAND-CITIZENS MEDICAL CENTER			2.200%			38,099,927.06		38,099,927.06
				<u>TOTAL HOSPITAL FUNDS</u>						<u>38,818,100.72</u>		<u>38,818,100.72</u>
<u>NAVIGATION DISTRICT</u>				CASH ON HAND 2015 CONSTRUCTION			2.200%			725,450.36		725,450.36
				CASH ON HAND 2015 INTEREST & SINKING			2.200%			307,649.54		307,649.54
				PROMOTION AND DEVELOPMENT FUND			2.200%			273,591.65		273,591.65
				CASH ON HAND-2012A/B INTEREST/SINKING			2.200%			374,582.13		374,582.13
<u>BANK BALANCE</u>				CASH ON HAND-NAVIGATION DISTRICT			2.200%			6,080,759.67		6,080,759.67
				<u>TOTAL NAVIGATION DIST FUNDS</u>						<u>7,762,033.35</u>		<u>7,762,033.35</u>
				<u>SUMMARY TOTAL PORTFOLIO</u>								
				TOTAL COUNTY FUNDS						29,803,508.13	39.0182%	29,803,508.13
				TOTAL HOSPITAL FUNDS						38,818,100.72	50.8199%	38,818,100.72
<u>BANK BALANCE</u>				TOTAL NAVIGATION DISTRICT FUNDS						7,762,033.35	10.1619%	7,762,033.35
										<u>76,383,642.20</u>	100.00%	<u>76,383,642.20</u>
				CASH ON HAND - ALL FUNDS						59,490,647.86	77.88%	59,490,647.86
				PLEGGED SECURITIES - ALL FUNDS						98,756,644.96		99,391,699.71
				CERTIFICATES OF DEPOSIT						11,679,000.00	15.29%	11,679,000.00
				MONEY MKT MUTUAL FUNDS						0.00	0.00%	0.00
				L.O.G.I.C. POOL						5,213,994.34	6.83%	5,213,994.34
				GOVERNMENT SECURITIES						0.00	0.00%	0.00
				<u>TOTAL INVESTMENTS</u>						<u>16,892,994.34</u>	22.12%	<u>16,892,994.34</u>
				<u>TOTAL PORTFOLIO INCLUDING CASH</u>						<u>76,383,642.20</u>	100.00%	<u>76,383,642.20</u>

CASH & INVESTMENTS BY FUND

AS OF: SEPTEMBER 30TH, 2019

FUND ACCT. NO.	ACCOUNT NAME	CASH	INVESTMENTS
----------------	--------------	------	-------------

POOLED CASH - APCA

001	101-2000 POOLED CASH	11,736,085.36	
001	101-2005 POOLED CASH-PAYROLL	0.00	
TOTAL 001-POOLED CASH - APCA		11,736,085.36	0.00

GENERAL FUND

100	101-2000 CLAIM ON CASH-GENERAL FUND	6,484,683.25	
100	101-3000 VC CREDIT CARD CLEARING ACCT	37,551.85	
100	151-1003 CERTIFICATE OF DEPOSIT		11,679,000.00
100	151-1005 LOCAL GOVT. INVEST. COOP.		5,213,994.34
TOTAL 100-GENERAL FUND		6,522,235.10	16,892,994.34

EMERGENCY MGMT

108	101-2000 CLAIM ON CASH-EMER MGMT	(276,781.16)	
TOTAL 108-EMERGENCY MGMT		(276,781.16)	0.00

LEPC FUND

109	101-2000 CLAIM ON CASH-LEPC	9,168.10	
TOTAL 109-LEPC FUND		9,168.10	0.00

J. P. SPECIAL FUND

110	101-2000 CLAIM ON CASH-J.P. SPECIAL FD	258.36	
TOTAL 110-J.P. SPECIAL FUND		258.36	0.00

CO CLERK ARCHIVE FEE FD

119	101-2000 CLAIM ON CASH-CO CLK ARCHIVE	199,864.85	
TOTAL 119-CO CLERK ARCHIVE FEE FD		199,864.85	0.00

CASH & INVESTMENTS BY FUND

AS OF: SEPTEMBER 30TH, 2019 SEPTEMBER 30TH, 2019

FUND	ACCT. NO.	ACCOUNT NAME	CASH	INVESTMENTS
RECORDS MANAGEMENT FUND				
=====				
120	101-2000	CLAIM ON CASH-RECORD MGMT	72,007.59	
			-----	-----
TOTAL 120-RECORDS MANAGEMENT FUND			72,007.59	0.00
			-----	-----
COURTHOUSE SECURITY FUND				
=====				
121	101-2000	CLAIM ON CASH-CRTHSE SECURITY	87,030.29	
			-----	-----
TOTAL 121-COURTHOUSE SECURITY FUND			87,030.29	0.00
			-----	-----
JUSTICE CT BLDG SECURITY				
=====				
122	101-2000	CLAIM ON CASH-JP CRT BLD SECUR	39,701.45	
			-----	-----
TOTAL 122-JUSTICE CT BLDG SECURITY			39,701.45	0.00
			-----	-----
DIST. CLERK RECORDS MGMT				
=====				
123	101-2000	CLAIM ON CASH-DIST CLK REC MGT	5,877.60	
			-----	-----
TOTAL 123-DIST. CLERK RECORD MGMT			5,877.60	0.00
			-----	-----
PATRIOT PARK DONATION FD				
=====				
140	101-2000	CLAIM ON CASH-PATRIOT PRK DON	2,801.56	
			-----	-----
TOTAL 140-PATRIOT PARK DONATION FD			2,801.56	0.00
			-----	-----
SHERIFF'S SPECIAL FUND				
=====				
150	101-2000	CLAIM ON CASH-SHERIFFS SPECIAL	8,500.00	
150	101-3000	PROPERTY TAX SALE ACCOUNT	23,809.65	
			-----	-----
TOTAL 150-SHERIFF'S SPECIAL FUND			32,309.65	0.00
			-----	-----
CONSTABLE'S SPECIAL FUND				
=====				
155	101-2000	CLAIM ON CASH-CONSTABLES SPEC	0.00	
			-----	-----
TOTAL 155-CONSTABLE'S SPECIAL FUND			0.00	0.00
			-----	-----

CASH & INVESTMENTS BY FUND

AS OF: SEPTEMBER 30TH, 2019 SEPTEMBER 30TH, 2019

FUND ACCT. NO.	ACCOUNT NAME	CASH	INVESTMENTS
CLERK'S SPECIAL FUND			
=====			
160 101-2000	CLAIM ON CASH-CLERKS SPECIAL	160.00	
TOTAL 160-CLERK'S SPECIAL FUND		160.00	0.00

GULF/MEXICO ENERGY SEC			
=====			
195 101-2000	CLAIM ON CASH-GULF MEXICO ENGY	192,884.80	
TOTAL 195-GULF/MEXICO ENERGY SEC.		192,884.80	0.00

FEMA HAZARD MIT FUND			
=====			
197 101-2000	CLAIM ON CASH-FEMA HAZARD MIT	0.00	
TOTAL 197- FEMA HAZARD MIT. FD		0.00	0.00

HURRICANE HARVEY DR#4332			
=====			
198 101-2000	CLAIM ON CASH-HURRICANE HARVEY	(616,275.52)	
198 101-3000	CLAIM ON CASH/GRANT FUND	0.00	
TOTAL 198-HURRICANE HARVEY DR#4332		(616,275.52)	0.00

TXDOT MCCOY RD RECONST			
=====			
199 101-2000	CLAIM ON CASH-TXDOT MCCOY RD	0.00	
TOTAL 199-TXDOT MCCOY RD RECONST		0.00	0.00

ROAD AND BRIDGE FUND/PCT			
=====			
201 101-2000	CLAIM ON CASH-R&B PCT #1	368,523.50	
TOTAL 201-ROAD & BRIDGE FUND PCT 1		368,523.50	0.00

ROAD AND BRIDGE FUND/PCT			
=====			
202 101-2000	CLAIM ON CASH-R&B PCT #2	859,715.23	
TOTAL 202-ROAD & BRIDGE FUND PCT 2		859,715.23	0.00

CASH & INVESTMENTS BY FUND

AS OF: SEPTEMBER 30TH, 2019 SEPTEMBER 30TH, 2019

FUND ACCT. NO.	ACCOUNT NAME	CASH	INVESTMENTS
ROAD AND BRIDGE FUND/PCT			
=====			
203 101-2000	CLAIM ON CASH-R&B PCT #3	1,679,393.48	
TOTAL 203-ROAD & BRIDGE FUND PCT 3		1,679,393.48	0.00
ROAD AND BRIDGE FUND/PCT			
=====			
204 101-2000	CLAIM ON CASH-R&B PCT #4	580,454.20	
TOTAL 204-ROAD & BRIDGE FUND PCT 4		580,454.20	0.00
CAPITAL CREDITS FUND			
=====			
215 101-2000	CLAIM ON CASH-CAPITAL CREDITS	259,635.97	
TOTAL 215-CAPITAL CREDITS FUND		259,635.97	0.00
JUVENILE RESTITUTION			
=====			
221 101-2000	CLAIM ON CASH-JUVEN.RESTITUT.	18.56	
TOTAL 221-JUVENILE RESTITUTION		18.56	0.00
JUVENILE PROBATION FUND			
=====			
231 101-2000	CLAIM ON CASH-JUVEN PROBRT.	92,036.94	
TOTAL 231-JUVENILE PROBATION FD		92,036.94	0.00
DRUG COURTS PROGRAMS			
=====			
240 101-2000	CLAIM ON CASH-DRUG CRT PROG	18,607.12	
TOTAL 240-DRUG COURTS PROGRAM		18,607.12	0.00
24TH JUDICIAL DIST PROB			
=====			
241 101-2000	CLAIM ON CASH-24 JUD DIST PROB	0.00	
TOTAL 241-24TH JUDICIAL DIST. PROB		0.00	0.00

CASH & INVESTMENTS BY FUND

AS OF: SEPTEMBER 30TH, 2019 SEPTEMBER 30TH, 2019

FUND ACCT. NO.	ACCOUNT NAME	CASH	INVESTMENTS
JUSTICE TECHNOLOGY FUND			
=====			
281 101-2000	CLAIM ON CASH-JUSTICE TECH.	4,460.02	
TOTAL 281-JUSTICE TECHNOLOGY FD.		4,460.02	0.00

FAMILY PROTECTION FEE FD			
=====			
282 101-2000	CLAIM ON CASH-FAM PROTECT FEE	3,785.00	
TOTAL 282-FAMILY PROTECTION FEE FD		3,785.00	0.00

CO/DIST TECHNOLOGY FD			
=====			
283 101-2000	CLAIM ON CASH-CO/DIST TECHNOL	9,421.60	
TOTAL 283-CO/DIST TECHNOLOGY FD		9,421.60	0.00

CDA PROCESSING FEE FUND			
=====			
300 101-2000	CLAIM ON CASH-CDA PROCESS FEE	7,930.13	
TOTAL 300-CDA PROCESSING FEE FUND		7,930.13	0.00

BOND FORFEITURE COMM			
=====			
301 101-2000	CLAIM ON CASH-BOND FORFEITURE	23,685.41	
TOTAL 301-BOND FORFEITURE COMM		23,685.41	0.00

CDA STATE JUDICIARY FUND			
=====			
302 101-2000	CLAIM ON CASH-CDA STATE JUD.	6,701.15	
TOTAL 302-CDA STATE JUDICIARY FUND		6,701.15	0.00

PRETRIAL INTERVENTION			
=====			
303 101-2000	CLAIM ON CASH-PRETRIAL INTERV	0.00	
TOTAL 303-PRETRIAL INTERVENTION		0.00	0.00

CASH & INVESTMENTS BY FUND

AS OF: SEPTEMBER 30TH, 2019 SEPTEMBER 30TH, 2019

FUND ACCT. NO.	ACCOUNT NAME	CASH	INVESTMENTS
CDA VICTIMS ASSISTANCE GR			
=====			
305 101-2000	CLAIM ON CASH-CDA VICTIMS ASST	(4,885.46)	
TOTAL 305-CDA VICTIMS ASSIST GRANT		(4,885.46)	0.00
VICTIM COORD/LIASON GNT			
=====			
306 101-2000	CLAIM ON CASH-SO VICT COORD	(4,781.86)	
TOTAL 306-VICTIM COORD/LIASON GNT		(4,781.86)	0.00
SCAAP PROGRAM			
=====			
307 101-2000	CLAIM ON CASH-SCAAP PROGRAM	1,265.00	
TOTAL 307-SCAAP PROGRAM		1,265.00	0.00
TEXAS VINE GRANT			
=====			
308 101-2000	CLAIM ON CASH-TX VINE GRANT	0.00	
TOTAL 308-TEXAS VINE GRANT		0.00	0.00
4/H ACTIVITY CENTER			
=====			
310 101-2000	CLAIM ON CASH-4/H ACTIVITY CNT	7,880.93	
TOTAL 310-4/H ACTIVITY CENTER		7,880.93	0.00
AIRPORT FUND			
=====			
321 101-2000	CLAIM ON CASH-AIRPORT FUND	10,162.41	
321 101-3000	CASH IN BANK/AIRPORT DRAFTING	229,858.50	
321 151-1000	TREASURY BILLS		0.00
321 151-1001	TEXPOOL INVESTMENTS		0.00
321 151-1005	LOCAL GOVT. INVEST COOP		0.00
TOTAL 321-AIRPORT FUND		240,020.91	0.00

CASH & INVESTMENTS BY FUND

AS OF: SEPTEMBER 30TH, 2019 SEPTEMBER 30TH, 2019

FUND ACCT. NO.	ACCOUNT NAME	CASH	INVESTMENTS
AIRPORT GRANT FUND			
=====			
322 101-2000	CLAIM ON CASH-AIRPORT GRANT	0.00	
		-----	-----
TOTAL 322-AIRPORT GRANT FUND		0.00	0.00
		-----	-----
AIRPORT CAPITAL PROJECTS			
=====			
323 101-2000	CLAIM ON CASH-AIRP CAPITAL PRO	0.00	
		-----	-----
TOTAL 323-AIRPORT CAPITAL PROJECTS		0.00	0.00
		-----	-----
SPECIAL SERVICE FUND			
=====			
330 101-2000	CLAIM ON CASH-SPECIAL SERVICE	373,486.25	
		-----	-----
TOTAL 330-SPECIAL SERVICE FUND		373,486.25	0.00
		-----	-----
STONEGARDEN GRANT			
=====			
336 101-2000	CLAIM ON CASH-STONEGARDEN GNT	(183,280.72)	
		-----	-----
TOTAL 336-STONEGARDEN 2010SST0-0008		(183,280.72)	0.00
		-----	-----
JAG-LESS LETHAL FORCE			
=====			
337 101-2000	CLAIM ON CASH-JAG LESS LETHAL	(37,965.40)	
		-----	-----
TOTAL 337-JAG-LESS LETHAL FORCE		(37,965.40)	0.00
		-----	-----
CLICK IT OR TICKET			
=====			
338 101-2000	CLAIM ON CASH-GCRFC 9-1-1	107,329.72	
		-----	-----
TOTAL 338-GCRFC - 9-1-1 ALLOCATION		107,329.72	0.00
		-----	-----
BYRNE JAG PROGRAM			
=====			
339 101-2000	CLAIM ON CASH-BYRNE JAG PROG	0.00	
		-----	-----
TOTAL 339- BYRNE JAG PROGRAM		0.00	0.00
		-----	-----

CASH & INVESTMENTS BY FUND

AS OF: SEPTEMBER 30TH, 2019 SEPTEMBER 30TH, 2019

FUND ACCT. NO.	ACCOUNT NAME	CASH	INVESTMENTS
HIGH INTENSITY DRUG TRAF			
=====			
340 101-2000	CLAIM ON CASH-HIGH INTENSITY	(71,293.74)	
		-----	-----
TOTAL 340-HIGH INTENSITY DRUG TRAFF		(71,293.74)	0.00
		-----	-----
GCRPC SOLID WASTE GRANT			
=====			
341 101-2000	CLAIM ON CASH-GCRPC SOLID WAST	0.00	
		-----	-----
TOTAL 341-GCRPC SOLID WASTE GRNT		0.00	0.00
		-----	-----
RIFLE REST BODY ARM GNT			
=====			
343 101-2000	CLAIM ON CASH-RIFLE RESIT BODY	0.00	
		-----	-----
TOTAL 343-RIFLE RESIT BODY ARMOR GN		0.00	0.00
		-----	-----
FIREFIGHTERS GRANT			
=====			
344 101-2000	CLAIM ON CASH-FIREFIGHTERS GNT	0.00	
		-----	-----
TOTAL 344-FIREFIGHTERS GRANT		0.00	0.00
		-----	-----
FERAL HOG GRANT			
=====			
345 101-2000	CLAIM ON CASH-FERAL HOG GRANT	0.00	
		-----	-----
TOTAL 345-FERAL HOG GRANT		0.00	0.00
		-----	-----
TXCDBG WCID1 BLOOMINGTON			
=====			
346 101-2000	CLAIM ON CASH-WCID1 BLOOMING	(156,003.00)	
		-----	-----
TOTAL 346-TXCDBG GNT-WCID1 BLOOM.		(156,003.00)	0.00
		-----	-----
STATE FEE ACCOUNT			
=====			
350 101-2000	CLAIM ON CASH-STATE FEE FD	214,800.03	
		-----	-----
TOTAL 350-STATE FEE ACCOUNT		214,800.03	0.00
		-----	-----

CASH & INVESTMENTS BY FUND

AS OF: SEPTEMBER 30TH, 2019 SEPTEMBER 30TH, 2019

FUND ACCT. NO.	ACCOUNT NAME	CASH	INVESTMENTS
MENTAL HLTH PEACE OFF FD			
=====			
356 101-2000	CLAIM ON CASH-MENTAL SO/GB	(24,092.91)	
TOTAL 356-MENTAL HEALTH PEACE OFF		(24,092.91)	0.00
BISD SCHOOL RESOURCE OFF			
=====			
358 101-2000	CLAIM ON CASH-BISD SCHL RESOUR	(15,194.26)	
TOTAL 358-BISD SCHOOL RESOURCE OFF		(15,194.26)	0.00
SHERIFF'S FORFEITURE FD			
=====			
360 101-2000	CLAIM ON CASH-SHERIFF FORFEIT	494,559.11	
360 151-1001	TEXPOOL INVESTMENTS		0.00
360 151-1005	LOCAL GOVT. INVEST. COOP.		0.00
TOTAL 360-SHERIFF'S FORFEITURE FUND		494,559.11	0.00
SHERIFF'S DONATION FUND			
=====			
361 101-2000	CLAIM ON CASH-SHERIFF DONATION	258.08	
TOTAL 361-SHERIFF'S DONATION FUND		258.08	0.00
SHER DOJ FEDERAL FORFEIT			
=====			
362 101-2000	CLAIM ON CASH-SO DOJ FED FORFE	301,630.07	
TOTAL 362-SHERIFF DOJ FED. FORFEIT.		301,630.07	0.00
CDA CONTRABAND FORFEITURE			
=====			
370 101-2000	CLAIM ON CASH-CDA CONTRA FORF	723,624.56	
370 151-1005	LOCAL GOVT. INVEST. COOP.		0.00
TOTAL 370-CDA CONTRABAND FORFEITURE		723,624.56	0.00
CDA DOJ EQUITABLE SHARE			
=====			
371 101-2000	CLAIM ON CASH-CDA DOJ EQUIT	1,092.50	
TOTAL 371-CDA DOJ EQUITABLE SHARE		1,092.50	0.00

CASH & INVESTMENTS BY FUND

AS OF: SEPTEMBER 30TH, 2019 SEPTEMBER 30TH, 2019

FUND ACCT. NO.	ACCOUNT NAME	CASH	INVESTMENTS
SHERIFF DOT FEDERAL FORF			
=====			
372 101-2000	CLAIM ON CASH-SO DOT FED FORF.	83,549.51	
TOTAL 372-SHERIFF DOT FEDERAL FORF		83,549.51	0.00

SHERIFF COMMISSARY FUND			
=====			
380 101-2000	CLAIM ON CASH-SHER. COMMISSARY	273,041.81	
TOTAL 380-SHERIFF COMMISSARY FUND		273,041.81	0.00

JUVENILE COMMISSARY FUND			
=====			
390 101-2000	CLAIM ON CASH-JUV COMMISSARY	7,223.12	
TOTAL 390-JUVENILE COMMISSARY FUND		7,223.12	0.00

NATIONAL SCHOOL LUNCH PRG			
=====			
392 101-2000	CLAIM ON CASH-NSLP	0.00	
TOTAL 392-NATIONAL SCHOOL LUNCH PRG		0.00	0.00

VISD SRO REIMBURSEMENT			
=====			
395 101-2000	CLAIM ON CASH-VISD SRO REIMB	(221,531.26)	
TOTAL 395-VISD SRO REIMBURSEMENT		(221,531.26)	0.00

HEALTH INSURANCE FUND			
=====			
410 101-2000	CLAIM ON CASH-HEALTH INSUR	(585,259.12)	
410 101-3000	CASH IN BANK/BOON CHAPMAN	2,062.61	
TOTAL 410-HEALTH INSURANCE FUND		(583,196.51)	0.00

EMPLOYEE BENEFIT FUND			
=====			
420 101-2000	CLAIM ON CASH-EMPLOYEE BENEF	3,711.09	
TOTAL 420-EMPLOYEE BENEFIT FUND		3,711.09	0.00

CASH & INVESTMENTS BY FUND

AS OF: SEPTEMBER 30TH, 2019 SEPTEMBER 30TH, 2019

FUND ACCT. NO.	ACCOUNT NAME	CASH	INVESTMENTS
ELECTIONS ADM SPECIAL			
=====			
450 101-2000	CLAIM ON CASH-ELECT ADM SPEC	43,863.70	
		-----	-----
TOTAL 450-ELECTIONS ADM SPECIAL		43,863.70	0.00
		-----	-----
ELECTIONS CHAPTER 19			
=====			
457 101-2000	CLAIM ON CASH-ELECT CHAPT 19	(302.67)	
		-----	-----
TOTAL 457-ELECTIONS CHAPTER 19 FD		(302.67)	0.00
		-----	-----
TAX ASSESSOR SPECIAL			
=====			
499 101-3000	FVNB SPECIAL INVENTORY ACCT.	806,387.22	
		-----	-----
TOTAL 499-TAX ASSESSOR SPECIAL		806,387.22	0.00
		-----	-----
HISTORICAL COMMISSION			
=====			
500 101-2000	CLAIM ON CASH-HISTORICAL COMM	21,075.61	
		-----	-----
TOTAL 500-HISTORICAL COMMISSION		21,075.61	0.00
		-----	-----
CHILD WELFARE BOARD			
=====			
515 101-2000	CLAIM ON CASH-CHILD WELFARE BD	24,742.90	
		-----	-----
TOTAL 515-CHILD WELFARE BOARD		24,742.90	0.00
		-----	-----
REBUILD TEXAS FUND			
=====			
550 101-2000	CLAIM ON CASH-REBUILD TX FUND	134,309.15	
		-----	-----
TOTAL 550-REBUILD TEXAS FUND		134,309.15	0.00
		-----	-----
DEBT SERVICE			
=====			
700 101-2000	CLAIM ON CASH-DEBT SERVICE	538,735.55	
		-----	-----
TOTAL 700-DEBT SERVICE		538,735.55	0.00
		-----	-----

CASH & INVESTMENTS BY FUND

AS OF: SEPTEMBER 30TH, 2019 SEPTEMBER 30TH, 2019

FUND	ACCT. NO.	ACCOUNT NAME	CASH	INVESTMENTS
LAW LIBRARY FUND				
=====				
720	101-2000	CLAIM ON CASH-LAW LIBRARY FD	60,350.64	
			-----	-----
TOTAL 720-LAW LIBRARY FUND			60,350.64	0.00
			-----	-----
VICTORIA HEALTH DEPT				
=====				
800	101-2000	CLAIM ON CASH-HEALTH DEPT	(350,172.56)	
800	101-3000	CASH IN BANK/HLTH 340B DRAFT.	1,461.50	
			-----	-----
TOTAL 800-VICTORIA HEALTH DEPT.			(348,711.06)	0.00
			-----	-----
TX A&M UNIV HLTH SCIENCE				
=====				
801	101-2000	CLAIM ON CASH-TX A&M HLTH SCI	8,493.34	
			-----	-----
TOTAL 801-TX A&M UNIV HLTH SCIENCE			8,493.34	0.00
			-----	-----
MEDICAID ADM CLAIM FD				
=====				
802	101-2000	CLAIM ON CASH-MEDICAID ADM CLM	33,079.02	
			-----	-----
TOTAL 802-MEDICAID ADM CLAIMS FD			33,079.02	0.00
			-----	-----
TEXAS HOME VISITING GNT				
=====				
803	101-2000	CLAIM ON CASH-TX HOME VISITING	(79,245.13)	
			-----	-----
TOTAL 803-TEXAS HOME VISITING GRANT			(79,245.13)	0.00
			-----	-----
HOGG FOUNDATION GRANT				
=====				
804	101-2000	CLAIM ON CASH-HOGG FOUNDAT.	52,847.59	
			-----	-----
TOTAL 804-HOGG FOUNDATION GNT			52,847.59	0.00
			-----	-----
HURRICANE PUBLIC HLTH GNT				
=====				
805	101-2000	CLAIM ON CASH-HURRICANE PUBLIC	(136,621.08)	
			-----	-----
TOTAL 805-HURRICANE PUBLIC HLTH GNT			(136,621.08)	0.00
			-----	-----

CASH & INVESTMENTS BY FUND

AS OF: SEPTEMBER 30TH, 2019 SEPTEMBER 30TH, 2019

FUND ACCT. NO.	ACCOUNT NAME	CASH	INVESTMENTS
AMERICARES			
=====			
806 101-2000	CLAIM ON CASH-AMERICARES	5,051.41	
		-----	-----
TOTAL 806-AMERICARES		5,051.41	0.00
		-----	-----
VICTORIA WIC PROGRAM			
=====			
810 101-2000	CLAIM ON CASH-WIC PROGRAM	(101,635.56)	
		-----	-----
TOTAL 810-VICTORIA WIC PROGRAM		(101,635.56)	0.00
		-----	-----
NAVARRO PROJECT FUND			
=====			
845 101-2000	CLAIM ON CASH-NAVARRO LEASE	0.00	
845 101-3000	CASH/BK NY/INTEREST	0.00	
845 101-3001	CASH/BK NY/PRINCIPAL	0.00	
845 101-3002	CASH/BK NY/PROJECT	0.00	
845 101-3003	CASH/BK NY/RESERVE (2017)	0.00	
845 151-1001	MONEY MARKET MUTUAL FDS		0.00
845 151-1002	GOVERNMENT SECURITIES		0.00
845 151-1006	INVESTORS CASH TRUST		0.00
		-----	-----
TOTAL 845-NAVARRO PROJECT FUND		0.00	0.00
		-----	-----
FLEXIBLE BENEFITS PLAN			
=====			
870 101-2000	CASH-FLEX BEN-DENTAL, LIFE, VSN	4,076.44	
870 101-3000	CASH IN BANK/PROSPERITY BANK	73,297.10	
		-----	-----
TOTAL 870-FLEXIBLE BENEFITS PLAN		77,373.54	0.00
		-----	-----
LEOSE FUND			
=====			
880 101-2000	CLAIM ON CASH-LEOSE FUND	53,861.07	
		-----	-----
TOTAL 880-LEOSE FUND		53,861.07	0.00
		-----	-----
TOTAL CASH AND INVESTMENTS		24,646,599.15	16,892,994.34
		=====	=====

*** END OF REPORT ***

Pooled Cash	(11,736,085.36)	16,892,994.34
	<u>12,910,513.79</u>	<u>16,892,994.34</u>

FUND	ACCT. NO.	ACCOUNT NAME	CASH	INVESTMENTS
VICTORIA COUNTY HOSPITAL				
820	101-1000	HOSPITAL FUND	24,221,794.18	
820	101-2004	CMC 125 PLAN	160,731.28	
820	101-3000	CMC ACCTS PAYABLE	1,748.00	
820	101-4000	CMC PAYROLL	691.22	
820	101-4100	CMC MEDICAL PROFESS #214125768	100.00	
820	101-4105	CMC MEDICAL PROFESS #217301213	10,933,905.06	
820	101-4200	CMC WEIGHT MANAGEMENT CNTR	436,342.45	
820	101-4300	CMC HOME HEALTH AGENCY	2,344,614.87	
820	101-5001	ARBORETUM NURSE /REHAB/WINNIE	0.00	
820	101-5002	MATAGORDA NURSING & REHAB	64,266.22	
820	101-5003	TWIN PINES NURSING & REHAB	51,345.55	
820	101-5004	SHADY OAKS NURSING & REHAB	19,645.58	
820	101-5005	AMISTAD NURSING & REHAB	0.00	
820	101-5006	GANADO NURSING & REHAB	10,498.88	
820	101-5007	CUERO NURSING & REHAB	0.00	
820	101-5008	STEVENS NURSE & REHAB/HALLETTS	13,422.35	
820	101-5009	PORT LAVACA NURSING & REHAB	3,081.42	
820	101-5010	SOUTHBROOKE NURSING & REHAB	0.00	
820	101-5011	WHARTON NURSING & REHAB	0.00	
820	101-5012	YOAKUM NURSING & REHAB	0.00	
820	101-5100	CUERO NURSING & REHAB-HUD	63,422.14	
820	101-5105	STEVENS NURSE & REHAB-HUD	87,857.81	
820	101-5110	PORT LAVACA NURSE & REHAB-HUD	100,260.19	
820	101-5115	SOUTHBROOKE NURSE&REHAB-HUD	110,310.94	
820	101-5120	WHARTON NURSING& REHAB-HUD	157,129.77	
820	101-5125	YOAKUM NURSING & REHAB-HUD	36,932.81	
820	101-5130	MATAGORDA NURSING & REHAB-HUD	0.00	
820	101-5135	TWIN PINES NURSING & REHAB-HUD	0.00	
820	151-1004	CERTIFICATES OF DEPOSIT		0.00
820	151-1005	LOCAL GOVT. INVEST. COOP.		0.00
TOTAL 820-VICTORIA COUNTY HOSPITAL			38,818,100.72	0.00
TOTAL CASH AND INVESTMENTS			38,818,100.72	0.00

*** END OF REPORT ***

CD INVESTMENTS GENERAL FUND

ISSUER	CUSIP	TERM	% EARN	SETTLE	MATURE
FIRST TECH FCU	33715LDQ0	MBS	24 3.05%	\$ 245,000.00	2/6/2019 2/8/2021 FEB
KESSLER FCU	49254FAJ5	MBS	30 3.00%	\$ 245,000.00	1/31/2019 7/30/2021 JAN
GOLDMAN SACHS	38148P4N4	MBS	36 2.90%	\$ 245,000.00	1/30/2019 JAN
JP MORGAN CHASE	48128HGV4	MBS	12 2.80%	\$ 245,000.00	2/28/2019 2/28/2020 FEB
KERN SCHOOL FCU	49228XAA8	MBS	36 2.80%	\$ 245,000.00	2/27/2019 2/28/2022 FEB
MORGAN STANLY	61760AWX3	MBS	36 2.75%	\$ 245,000.00	3/7/2019 3/7/2022 MARCH
CITIBANK NA MKT	17294XPV2	MBS	36 2.80%	\$ 245,000.00	3/11/2019 3/11/2022 MARCH
MEDALLION	58404DDP3	MBS	36 2.70%	\$ 245,000.00	3/22/2019 3/22/2022 MARCH
AFFINITY CU	00832KAV1	MBS	12 2.70%	\$ 245,000.00	3/22/2019 3/22/2020 MARCH
AMERICAS CU	03065AAG8	MBS	24 2.70%	\$ 245,000.00	3/29/2019 3/29/2021 MARCH
ISREAL DISC BANK	465076QE0	MBS	24 2.50%	\$ 245,000.00	5/10/2019 5/10/2021 MAY
UNIV OF IOWA	91435LAY3	MBS	24 2.50%	\$ 245,000.00	5/15/2019 5/14/2021 MAY
BANKNEWPORT	06647JAR5	MBS	36 2.50%	\$ 245,000.00	5/8/2019 5/9/2022 MAY
JEFFERSON FINAN	474067AR6	MBS	36 2.65%	\$ 209,000.00	5/15/2019 5/16/2022 MAY
SIGNAT BNK ARKAN	82669LJC8	MBS	36 2.50%	\$ 245,000.00	5/17/2019 5/17/2022 MAY
BANK OF NEW ENG	06426KBB3	MBS	36 2.45%	\$ 245,000.00	5/23/2019 5/23/2022 MAY
TIAA FSB	87270LCE1	MBS	36 2.50%	\$ 245,000.00	5/17/2019 5/17/2022 MAY
CAPITAL ONE BNK	14042TAN7	MBS	35 2.45%	\$ 200,000.00	6/10/2019 5/23/2022 JUNE
UBS BNK SALT LAKE	90348BJLQ1	MBS	24 2.45%	\$ 245,000.00	6/10/2019 6/7/2021 JUNE
EVANSVILLE TEAC	299547AN9	MBS	12 2.40%	\$ 245,000.00	6/12/2019 6/12/2020 JUNE
BMO HARRIS BNK	05581WV93	MBS	13 2.40%	\$ 245,000.00	6/13/2019 7/13/2020 JUNE
STEARNS BNK NA	857894A90	MBS	14 2.20%	\$ 245,000.00	6/24/2019 8/24/2020 JUNE
VERUS BNK COMM	92535LCG7	MBS	24 2.20%	\$ 245,000.00	6/28/2019 6/28/2021 JUNE
MEADOWS BANK	58321JCD8	MBS	18 2.25%	\$ 245,000.00	6/28/2019 12/28/2020 JUNE
BAR HARBOR B&T	066851WU6	MBS	24 2.05%	\$ 245,000.00	6/28/2019 6/28/2021 JUNE
LUANA SVGS BNK	549104GV3	MBS	36 2.20%	\$ 245,000.00	6/21/2019 6/21/2022 JUNE
BALBOA THRIFT	05765LAX5	MBS	36 2.00%	\$ 245,000.00	7/19/2019 7/18/2022 JULY
UNITED BANKERS'	909557JE1	MBS	30 2.00%	\$ 245,000.00	7/24/2019 1/24/2022 JULY
1ST SOURCE BANK	33646CLH5	MBS	35 2.00%	\$ 245,000.00	7/11/2019 6/13/2022 JULY
BARCLAYS BNK DEL	06740KNF0	MBS	24 2.00%	\$ 245,000.00	7/19/2019 7/17/2021 JULY
HANMI BANK	410493ELO	MBS	36 2.00%	\$ 245,000.00	7/19/2019 7/19/2022 JULY
CONGRESSIONAL B	20726ABB3	MBS	28 2.00%	\$ 245,000.00	7/24/2019 11/24/2021 JULY
FIRST NATL BANK	32114LBN8	MBS	36 2.00%	\$ 245,000.00	7/26/2019 7/26/2022 JULY
THREE RIVERS CU	88563LAH0	MBS	24 2.10%	\$ 245,000.00	8/1/2019 8/2/2021 AUG
CIT BNK NAT ASSN	12556LBB1	MBS	36 1.95%	\$ 245,000.00	8/23/2019 8/23/2022 AUG
RAYMOND JAMES	75472RAC5	MBS	36 1.90%	\$ 245,000.00	8/23/2019 8/23/2022 AUG
STERLING BK	85916VDL6	MBS	37 1.75%	\$ 245,000.00	9/6/2019 10/6/2022 SEPT
FIRST FARMERS BT	320165JL8	MBS	24 1.65%	\$ 245,000.00	9/6/2019 9/3/2021 SEPT
COMMUNITY BNK	20368TCN8	MBS	24 1.65%	\$ 245,000.00	9/12/2019 9/13/2021 SEPT
FIRST NATL BK AME	32110YNA9	MBS	24 1.60%	\$ 245,000.00	9/17/2019 9/17/2021 SEPT
FIRST NATL BK CON	334342CG5	MBS	26 1.65%	\$ 245,000.00	9/18/2019 11/18/2021 SEPT
MORGAN STANLEY	61747MA50	FTN	24 1.75%	\$ 245,000.00	11/9/2017 11/12/2019
CAPITOL ONE NA	14042RKA8	FTN	24 1.75%	\$ 245,000.00	11/8/2017 11/8/2019
JEFFESON B&T	472376AC6	MBS	30 1.75%	\$ 245,000.00	11/9/2017 5/12/2020
DISCOVER BANK	254673GD2	MBS	36 2.00%	\$ 245,000.00	11/8/2017 11/9/2020
WELLS FARGO NA	949763LD6	MBS	36 2.00%	\$ 245,000.00	11/8/2017 11/9/2020
ALLY BANK	02006L6M0	FTN	36 2.00%	\$ 245,000.00	11/9/2017 11/9/2020
BMW BANK OF NA	05580ALB8	FTN	36 2.00%	\$ 245,000.00	11/10/2017 11/10/2020
			2.25%	11,679,000.00	

INTEREST EARNED STATEMENT
SEPTEMBER 2019

FUND	FUND NAME	2016	2017	2018	2019 YR TO DATE	CURRENT MONTH
100	GENERAL FUND	141,158.01	241,299.13	466,648.37	492,350.54	54,080.25
200	ROAD & BRIDGE FUND	25,906.60	45,426.58	75,845.46	94,647.28	6,143.50
700	DEBT SERVICE	2,957.82	5,097.08	10,491.55	12,719.81	893.93
770	CAPITAL PROJECTS	8745.15	471.42	0.00	0.00	0.00
	Sub-Total Budgeted Funds	178,767.58	292,294.21	552,985.38	599,717.63	61,117.68
119	CLERK'S ARCHIVE	907.32	2307.04	5551.35	3,934.71	327.39
150	TAX SALES	0.00	0.00	0.00	404.65	57.06
240	DRUG COURTS PROGRAM	82.26	173.24	256.25	281.39	32.32
300	CDA PROCESSING FEE	71.58	59.85	168.15	89.30	13.58
310	4-H ACTIVITY CENTER	75.33	116.80	120.37	129.54	13.22
320	AIRPORT DRAFTING	0.00	0.00	0.00	351.11	0.00
321	AIRPORT	452.30	1122.56	2244.67	3,175.68	194.40
330	SPECIAL SERVICE	4351.37	7514.85	9596.57	8,291.56	684.18
360	SHERIFF'S FORFEITURE	438.82	2052.00	7251.10	7,190.78	789.77
361	SHERIFF'S DONATION	0.00	5.80	8.47	4.99	0.43
362	SHERIFF'S DOJ	0.00	2997.98	4965.25	5,270.57	502.46
370	CDA CONTRABAND FORFEIT.	1762.99	4715.79	10490.95	11,010.59	1,184.91
371	CDA DOJ EQUITABLE SHARE	5.20	9.53	17.69	19.07	1.82
372	SHERIFF DOT FED FORFEIT	496.00	1241.51	1369.73	1,458.46	139.18
380	SHERIFF COMMISSARY	994.68	2205.77	3954.32	4,612.23	452.78
390	JUVENILE COMMISSARY	31.55	59.50	112.82	124.69	11.99
410	HEALTH INSURANCE	1165.44	1713.18	9542.34	2,062.61	343.05
450	ELECTION ADMINISTRATOR	25.19	133.05	255.79	467.74	73.58
499	TAX ASSESSOR SPECIAL	1286.14	3661.65	8572.46	7,945.29	1,372.31
500	HISTORICAL COMMISSION	101.10	220.43	406.58	378.29	35.12
800	HEALTH DEPT DRAFTING	0.00	62.08	179.54	274.58	22.01
870	FLEXIBLE BENEFIT PLAN	75.17	294.02	817.46	1,077.66	130.18
820	HOSPITAL	232331.08	367951.98	522103.44	512,610.42	45,099.91
820	CMC 125 PLAN	314.75	1,093.16	2,738.71	2,779.61	281.02
830	CMC ACCOUNTS PAYABLE	8506.89	13,044.15	19,037.56	16,719.68	1,748.00
840	CMC PAYROLL	2244.93	3,472.13	6,975.28	6,984.76	691.22
820	CMC MEDICAL PROFESSIONAL	23236.23	59,584.77	79,628.52	132,620.62	18,916.03
820	CMC HOME HEALTH	0.00	1,525.34	15,579.84	33,607.20	4,099.57
820	CMC WEIGHT MGMT	0.00	1,968.76	6,202.93	7,327.26	774.68
820	CMC NURSING HOMES	3072.85	9,234.03	25,035.19	24,892.41	2,276.77
950	NAVIGATION DISTRICT	16176.19	33,379.58	85,119.55	115,572.92	11,526.62
950	NAVIG CONSTRUCTION 2012A	0.26	0.89	1.98	0.23	0.00
950	NAVIG. CONSTRUCTION 2015	40712.19	69,060.52	126,550.67	73,490.86	2,447.53
950	NAVIG 2012A/B INT& SINKING	1042.11	2,899.92	6,909.40	7,664.66	533.35
950	NAVIG. INTEREST & SINKING	33.22	29.89	25.76	2.84	0.00
	TOTAL	518,760.72	886,205.96	1,514,776.07	1,592,546.59	155,894.12