


MINUTES OF COUNTY FINANCES
TREASURER'S REPORT
MONTHLY- DECEMBER 2020

IN THE MATTER OF COUNTY FINANCES
IN THE HANDS OF SEAN KENNEDY
TREASURER OF VICTORIA COUNTY, TEXAS

COMMISSIONERS' COURT
VICTORIA COUNTY, TEXAS
IN SPECIAL SESSION
REGULAR TERM JANUARY
2021


IN ACCORDANCE with Section 114.026, Local Government Code, we, the undersigned, constituting the entire Commissioners Court of said County, certify that on the 25th day of January 2021, at the Special Session of a Regular Term of Court. We compared and examined the monthly report of Sean Kennedy, Treasurer of Victoria County, Texas, for December 2020, and finding the same correct, entered an order in the Minutes approving said Report, which states total cash and investments on hand as \$117,809,725.14



Danny Garcia, Commissioner Pct. 1



Gary Burns, Commissioner Pct. 3



Ben Zeller, County Judge




Kevin M. Janak, Commissioner Pct. 2



Clint C. Ives, Commissioner Pct. 4


SWORN TO AND SUBSCRIBED BEFORE ME, by Ben Zeller, County Judge, and County Commissioners of said Victoria County, each respectively, on this the 25th day of January A.D., 2021.




Attest: Heidi Easley, County Clerk

FILED FOR RECORD THIS 25 DAY OF JANUARY A.D. 2021, and recorded on the 25 day of January, A.D. 2021.





Heidi Easley, County Clerk and
Ex-Officio Clerk of the Commissioners
Court in and for Victoria County, Texas.
By: 
Deputy **Stefanie Tumlinson**



MONTHLY REPORT OF

SEAN KENNEDY, COUNTY TREASURER

VICTORIA COUNTY, TEXAS

FOR THE MONTH OF DECEMBER 2020

This report is presented for the approval of the Commissioners' Court, in accordance with Vernon's Texas Codes Annotated, Local Government Code, Section 83.002 (a) (3), and Title 10, Chapter 2256, Government Code (Public Funds Investment Act), and is true and correct to the best of my knowledge and belief, according to the records of this office.


SEAN KENNEDY
COUNTY TREASURER

VICTORIA COUNTY
INVESTMENTS ON HAND
DECEMBER 31, 2020

FUND	INV. NO.	PURCH DATE	PAR AMOUNT	DESCRIPTION	MAT DATE	CALL DATE	NET YIELD	PURCH PRICE	INDIV FND AMOUNT	TOTAL INVESTMENT	MARKET PRICE	MARKET VALUE
<u>VICTORIA COUNTY</u>												
				L.O.G.I.C. POOL			0.150%			2,277,155.86		2,277,155.86
				CERTIFICATE OF DEPOSIT			2.080%			10,490,000.00		10,490,000.00
				CASH ON HAND-COUNTY FUNDS			0.110%			20,519,055.03		20,519,055.03
				<u>TOTAL COUNTY FUNDS</u>						<u>33,286,210.89</u>		<u>33,286,210.89</u>
<u>CITIZENS MEDICAL CENTER</u>												
				L.O.G.I.C. POOL			0.000%			0.00		0.00
				CERTIFICATE OF DEPOSIT			0.000%			0.00		0.00
BANK BALANCE				CMC NURSING HOMES			0.110%			1,376,978.51		1,376,978.51
				CASH ON HAND-CITIZENS MEDICAL CENTER			0.110%			73,585,580.86		73,585,580.86
				<u>TOTAL HOSPITAL FUNDS</u>						<u>74,962,559.37</u>		<u>74,962,559.37</u>
<u>NAVIGATION DISTRICT</u>												
				CASH ON HAND 2015 CONSTRUCTION			0.110%			665,019.63		665,019.63
				CASH ON HAND 2015 INTEREST & SINKING			0.110%			419,205.20		419,205.20
				PROMOTION AND DEVELOPMENT FUND			0.110%			330,974.93		330,974.93
				CASH ON HAND-2012A/B INTEREST/SINKING			0.110%			484,991.63		484,991.63
BANK BALANCE				CASH ON HAND-NAVIGATION DISTRICT			0.110%			7,660,763.49		7,660,763.49
				<u>TOTAL NAVIGATION DIST FUNDS</u>						<u>9,560,954.88</u>		<u>9,560,954.88</u>
<u>SUMMARY TOTAL PORTFOLIO</u>												
				TOTAL COUNTY FUNDS						33,286,210.89	28.2542%	33,286,210.89
				TOTAL HOSPITAL FUNDS						74,962,559.37	63.6302%	74,962,559.37
BANK BALANCE				TOTAL NAVIGATION DISTRICT FUNDS						9,560,954.88	8.1156%	9,560,954.88
				<u>TOTAL FUNDS</u>						<u>117,809,725.14</u>	<u>100.00%</u>	<u>117,809,725.14</u>
				CASH ON HAND - ALL FUNDS						105,042,569.28	89.16%	105,042,569.28
				PLEGGED SECURITIES - ALL FUNDS						138,647,077.90		141,914,828.79
				CERTIFICATES OF DEPOSIT						10,490,000.00	8.90%	10,490,000.00
				MONEY MKT MUTUAL FUNDS						0.00	0.00%	0.00
				L.O.G.I.C. POOL						2,277,155.86	1.93%	2,277,155.86
				GOVERNMENT SECURITIES						0.00	0.00%	0.00
				<u>TOTAL INVESTMENTS</u>						<u>12,767,155.86</u>	<u>10.84%</u>	<u>12,767,155.86</u>
<u>TOTAL PORTFOLIO INCLUDING CASH</u>										<u>117,809,725.14</u>	<u>100.00%</u>	<u>117,809,725.14</u>

FUND ACCT. NO.	ACCOUNT NAME	CASH	INVESTMENTS
POOLED CASH - APCA			
=====			
001 101-2000	POOLED CASH	18,711,710.25	
001 101-2005	POOLED CASH-PAYROLL	0.00	
TOTAL 001-POOLED CASH - APCA		18,711,710.25	0.00
GENERAL FUND			
=====			
100 101-2000	CLAIM ON CASH-GENERAL FUND	10,668,395.62	
100 101-3000	VC CREDIT CARD CLEARING ACCT	123,156.54	
100 151-1003	CERTIFICATE OF DEPOSIT		10,490,000.00
100 151-1005	LOCAL GOVT. INVEST. COOP.		2,277,155.86
TOTAL 100-GENERAL FUND		10,791,552.16	12,767,155.86
EMERGENCY MGMT			
=====			
108 101-2000	CLAIM ON CASH-EMER MGMT	(254,777.74)	
TOTAL 108-EMERGENCY MGMT		(254,777.74)	0.00
LEPC FUND			
=====			
109 101-2000	CLAIM ON CASH-LEPC	11,768.56	
TOTAL 109-LEPC FUND		11,768.56	0.00
J. P. SPECIAL FUND			
=====			
110 101-2000	CLAIM ON CASH-J.P. SPECIAL FD	258.36	
TOTAL 110-J.P. SPECIAL FUND		258.36	0.00
COUNTY JURY FUND			
=====			
118 101-2000	CLAIM ON CASH-COUNTY JURY FUND	509.36	
TOTAL 118-COUNTY JURY FUND		509.36	0.00

CASH & INVESTMENTS BY FUND

AS OF: DECEMBER 31ST, 2020 DECEMBER 31ST, 2020

FUND ACCT. NO.	ACCOUNT NAME	CASH	INVESTMENTS
CO CLERK ARCHIVE FEE FD			
=====			
119 101-2000	CLAIM ON CASH-CO CLK ARCHIVE	291,179.19	
		-----	-----
	TOTAL 119-CO CLERK ARCHIVE FEE FD	291,179.19	0.00
		-----	-----
RECORDS MANAGEMENT FUND			
=====			
120 101-2000	CLAIM ON CASH-RECORD MGMT	106,452.55	
		-----	-----
	TOTAL 120-RECORDS MANAGEMENT FUND	106,452.55	0.00
		-----	-----
COURTHOUSE SECURITY FUND			
=====			
121 101-2000	CLAIM ON CASH-CRTHSE SECURITY	103,886.82	
		-----	-----
	TOTAL 121-COURTHOUSE SECURITY FUND	103,886.82	0.00
		-----	-----
JUSTICE CT BLDG SECURITY			
=====			
122 101-2000	CLAIM ON CASH-JP CRT BLD SECUR	41,541.99	
		-----	-----
	TOTAL 122-JUSTICE CT BLDG SECURITY	41,541.99	0.00
		-----	-----
DIST. CLERK RECORDS MGMT			
=====			
123 101-2000	CLAIM ON CASH-DIST CLK REC MGT	2,030.60	
		-----	-----
	TOTAL 123-DIST. CLERK RECORD MGMT	2,030.60	0.00
		-----	-----
CO CLERK OF THE COURT			
=====			
124 101-2000	CLAIM ON CASH-CO CLRK OF COUR	13,351.08	
		-----	-----
	TOTAL 124-CO CLERK OF THE COURT	13,351.08	0.00
		-----	-----
DIST CLERK OF THE COURT			
=====			
125 101-2000	CLAIM ON CASH-DIST CLRK OF CRT	1,060.74	
		-----	-----
	TOTAL 125-DIST CLERK OF THE COURT	1,060.74	0.00
		-----	-----

CASH & INVESTMENTS BY FUND

AS OF: DECEMBER 31ST, 2020 DECEMBER 31ST, 2020

FUND	ACCT. NO.	ACCOUNT NAME	CASH	INVESTMENTS
COURT REPORTER SERVICE				
=====				
126	101-2000	CLAIM ON CASH-CRT REPORTER SRV	0.00	
TOTAL 126-COURT REPORTER SERVICE			0.00	0.00
CDBG-DR LOCAL BUYOUT				
=====				
128	101-2000	CLAIM ON CASH-CDBG-DR LOCAL BU	0.00	
TOTAL 128-CDBG-DR LOCAL BUYOUT			0.00	0.00
PATRIOT PARK DONATION FD				
=====				
140	101-2000	CLAIM ON CASH-PATRIOT PRK DON	3,001.56	
TOTAL 140-PATRIOT PARK DONATION FD			3,001.56	0.00
SHERIFF'S SPECIAL FUND				
=====				
150	101-2000	CLAIM ON CASH-SHERIFFS SPECIAL	29,214.27	
150	101-3000	PROPERTY TAX SALE ACCOUNT	49,690.90	
TOTAL 150-SHERIFF'S SPECIAL FUND			78,905.17	0.00
CONSTABLE'S SPECIAL FUND				
=====				
155	101-2000	CLAIM ON CASH-CONSTABLES SPEC	0.00	
TOTAL 155-CONSTABLE'S SPECIAL FUND			0.00	0.00
CLERK'S SPECIAL FUND				
=====				
160	101-2000	CLAIM ON CASH-CLERKS SPECIAL	22.00	
TOTAL 160-CLERK'S SPECIAL FUND			22.00	0.00
COVID19				
=====				
192	101-2000	CLAIM ON CASH-COVID19	(28,646.11)	
TOTAL 192-COVID19			(28,646.11)	0.00

CASH & INVESTMENTS BY FUND

AS OF: DECEMBER 31ST, 2020 DECEMBER 31ST, 2020

FUND ACCT. NO.	ACCOUNT NAME	CASH	INVESTMENTS
GULF/MEXICO ENERGY SEC			
=====			
195 101-2000	CLAIM ON CASH-GULF MEXICO ENGY	470,630.80	
TOTAL 195-GULF/MEXICO ENERGY SEC.		470,630.80	0.00

FEMA HAZARD MIT FUND			
=====			
197 101-2000	CLAIM ON CASH-FEMA HAZARD MIT	0.00	
TOTAL 197- FEMA HAZARD MIT. FD		0.00	0.00

HURRICANE HARVEY DR#4332			
=====			
198 101-2000	CLAIM ON CASH-HURRICANE HARVEY	18,217.06	
198 101-3000	CLAIM ON CASH/GRANT FUND	0.00	
TOTAL 198-HURRICANE HARVEY DR#4332		18,217.06	0.00

TXDOT MCCOY RD RECONST			
=====			
199 101-2000	CLAIM ON CASH-TXDOT MCCOY RD	0.00	
TOTAL 199-TXDOT MCCOY RD RECONST		0.00	0.00

ROAD AND BRIDGE FUND/PCT			
=====			
201 101-2000	CLAIM ON CASH-R&B PCT #1	590,577.58	
TOTAL 201-ROAD & BRIDGE FUND PCT 1		590,577.58	0.00

ROAD AND BRIDGE FUND/PCT			
=====			
202 101-2000	CLAIM ON CASH-R&B PCT #2	955,676.49	
TOTAL 202-ROAD & BRIDGE FUND PCT 2		955,676.49	0.00

ROAD AND BRIDGE FUND/PCT			
=====			
203 101-2000	CLAIM ON CASH-R&B PCT #3	1,275,083.09	
TOTAL 203-ROAD & BRIDGE FUND PCT 3		1,275,083.09	0.00

FUND ACCT. NO.	ACCOUNT NAME	CASH	INVESTMENTS
ROAD AND BRIDGE FUND/PCT			
=====			
204 101-2000	CLAIM ON CASH-R&B PCT #4	883,220.61	
TOTAL 204-ROAD & BRIDGE FUND PCT 4		883,220.61	0.00
CTIF GRANT FUND			
=====			
210 101-2000	CLAIM ON CASH-CTIF	0.00	
TOTAL 210-CTIF GRANT FUND		0.00	0.00
CAPITAL CREDITS FUND			
=====			
215 101-2000	CLAIM ON CASH-CAPITAL CREDITS	200,071.22	
TOTAL 215-CAPITAL CREDITS FUND		200,071.22	0.00
JUVENILE RESTITUTION			
=====			
221 101-2000	CLAIM ON CASH-JUVEN.RESTITUT.	392.85	
TOTAL 221-JUVENILE RESTITUTION		392.85	0.00
JUVENILE PROBATION FUND			
=====			
231 101-2000	CLAIM ON CASH-JUVEN PROBAT.	(9,338.68)	
TOTAL 231-JUVENILE PROBATION FD		(9,338.68)	0.00
DRUG COURTS PROGRAMS			
=====			
240 101-2000	CLAIM ON CASH-DRUG CRT PROG	5,599.83	
TOTAL 240-DRUG COURTS PROGRAM		5,599.83	0.00
24TH JUDICIAL DIST PROB			
=====			
241 101-2000	CLAIM ON CASH-24 JUD DIST PROB	0.00	
TOTAL 241-24TH JUDICIAL DIST. PROB		0.00	0.00

CASH & INVESTMENTS BY FUND

AS OF: DECEMBER 31ST, 2020 DECEMBER 31ST, 2020

FUND ACCT. NO.	ACCOUNT NAME	CASH	INVESTMENTS
COUNTY SPECIALTY COURT			
=====			
245 101-2000	CLAIM ON CASH-CNTY SPECIALTY	7,338.45	
		-----	-----
TOTAL 245-COUNTY SPECIALTY COURT		7,338.45	0.00
		-----	-----
LOCAL TRUANCY PREVENTION			
=====			
280 101-2000	CLAIM ON CASH-LOCAL TRUANCY	7,458.11	
		-----	-----
TOTAL 280-LOCAL TRUANCY PREVENTIONS		7,458.11	0.00
		-----	-----
JUSTICE TECHNOLOGY FUND			
=====			
281 101-2000	CLAIM ON CASH-JUSTICE TECH.	17,822.73	
		-----	-----
TOTAL 281-JUSTICE TECHNOLOGY FD.		17,822.73	0.00
		-----	-----
FAMILY PROTECTION FEE FD			
=====			
282 101-2000	CLAIM ON CASH-FAM PROTECT FEE	320.64	
		-----	-----
TOTAL 282-FAMILY PROTECTION FEE FD		320.64	0.00
		-----	-----
CO/DIST TECHNOLOGY FD			
=====			
283 101-2000	CLAIM ON CASH-CO/DIST TECHNOL	25,787.97	
		-----	-----
TOTAL 283-CO/DIST TECHNOLOGY FD		25,787.97	0.00
		-----	-----
CHILD ABUSE PREVENTION			
=====			
286 101-2000	CLAIM ON CASH-CHILD ABUSE PRV	109.37	
		-----	-----
TOTAL 286-CHILD ABUSE PREVENTION		109.37	0.00
		-----	-----
CDA PROCESSING FEE FUND			
=====			
300 101-2000	CLAIM ON CASH-CDA PROCESS FEE	2,748.02	
		-----	-----
TOTAL 300-CDA PROCESSING FEE FUND		2,748.02	0.00
		-----	-----

CASH & INVESTMENTS BY FUND

AS OF: DECEMBER 31ST, 2020 DECEMBER 31ST, 2020

FUND	ACCT. NO.	ACCOUNT NAME	CASH	INVESTMENTS
BOND FORFEITURE COMM				
=====				
301	101-2000	CLAIM ON CASH-BOND FORFEITURE	34,495.62	
			-----	-----
		TOTAL 301-BOND FORFEITURE COMM	34,495.62	0.00
			-----	-----
CDA STATE JUDICIARY FUND				
=====				
302	101-2000	CLAIM ON CASH-CDA STATE JUD.	3,004.61	
			-----	-----
		TOTAL 302-CDA STATE JUDICIARY FUND	3,004.61	0.00
			-----	-----
PRETRIAL INTERVENTION				
=====				
303	101-2000	CLAIM ON CASH-PRETRIAL INTERV	43,464.14	
			-----	-----
		TOTAL 303-PRETRIAL INTERVENTION	43,464.14	0.00
			-----	-----
CDA VICTIMS ASSISTANCE GR				
=====				
305	101-2000	CLAIM ON CASH-CDA VICTIMS ASST	(18,760.76)	
			-----	-----
		TOTAL 305-CDA VICTIMS ASSIST GRANT	(18,760.76)	0.00
			-----	-----
VICTIM COORD/LIASON GNT				
=====				
306	101-2000	CLAIM ON CASH-SO VICT COORD	(19,682.23)	
			-----	-----
		TOTAL 306-VICTIM COORD/LIASON GNT	(19,682.23)	0.00
			-----	-----
SCAAP PROGRAM				
=====				
307	101-2000	CLAIM ON CASH-SCAAP PROGRAM	0.00	
			-----	-----
		TOTAL 307-SCAAP PROGRAM	0.00	0.00
			-----	-----
TEXAS VINE GRANT				
=====				
308	101-2000	CLAIM ON CASH-TX VINE GRANT	0.00	
			-----	-----
		TOTAL 308-TEXAS VINE GRANT	0.00	0.00
			-----	-----

CASH & INVESTMENTS BY FUND

AS OF: DECEMBER 31ST, 2020 DECEMBER 31ST, 2020

FUND	ACCT. NO.	ACCOUNT NAME	CASH	INVESTMENTS
4/H ACTIVITY CENTER				

310	101-2000	CLAIM ON CASH-4/H ACTIVITY CNT	6,188.20	
			-----	-----
		TOTAL 310-4/H ACTIVITY CENTER	6,188.20	0.00
			-----	-----
AIRPORT FUND				

321	101-2000	CLAIM ON CASH-AIRPORT FUND	53,806.20	
321	101-3000	CASH IN BANK/AIRPORT DRAFTING	433,325.90	
321	151-1000	TREASURY BILLS		0.00
321	151-1001	TEXPOOL INVESTMENTS		0.00
321	151-1005	LOCAL GOVT. INVEST COOP		0.00
			-----	-----
		TOTAL 321-AIRPORT FUND	487,132.10	0.00
			-----	-----
AIRPORT GRANT FUND				

322	101-2000	CLAIM ON CASH-AIRPORT GRANT	0.00	
			-----	-----
		TOTAL 322-AIRPORT GRANT FUND	0.00	0.00
			-----	-----
AIRPORT CAPITAL PROJECTS				

323	101-2000	CLAIM ON CASH-AIRP CAPITAL PRO	292,102.03	
			-----	-----
		TOTAL 323-AIRPORT CAPITAL PROJECTS	292,102.03	0.00
			-----	-----
SPECIAL SERVICE FUND				

330	101-2000	CLAIM ON CASH-SPECIAL SERVICE	448,403.37	
			-----	-----
		TOTAL 330-SPECIAL SERVICE FUND	448,403.37	0.00
			-----	-----
JAG-REG TASK FORCE APPREH				

331	101-2000	CLAIM ON CASH-JAG REG TASK FOR	0.00	
			-----	-----
		TOTAL 331-JAG-REG TASK FORCE APPREH	0.00	0.00
			-----	-----

CASH & INVESTMENTS BY FUND

AS OF: DECEMBER 31ST, 2020 DECEMBER 31ST, 2020

FUND ACCT. NO.	ACCOUNT NAME	CASH	INVESTMENTS
OOG FY 2020 CESF			
=====			
332 101-2000	CLAIM ON CASH-OOG FY2020 CESF	(3,471.10)	
		-----	-----
	TOTAL 332-OOG FY 2020 CESF	(3,471.10)	0.00
		-----	-----
BJA FY 2020 CESF			
=====			
333 101-2000	CLAIM ON CASH-BJA FY 2020 CESF	0.00	
		-----	-----
	TOTAL 333-BJA FY 2020 CESF	0.00	0.00
		-----	-----
STONEGARDEN GRANT			
=====			
336 101-2000	CLAIM ON CASH-STONEGARDEN GNT	(175,133.57)	
		-----	-----
	TOTAL 336-STONEGARDEN 2010SST0-0008	(175,133.57)	0.00
		-----	-----
JAG-LESS LETHAL FORCE			
=====			
337 101-2000	CLAIM ON CASH-JAG LESS LETHAL	0.00	
		-----	-----
	TOTAL 337-JAG-LESS LETHAL FORCE	0.00	0.00
		-----	-----
CLICK IT OR TICKET			
=====			
338 101-2000	CLAIM ON CASH-GCRPC 9-1-1	97,639.82	
		-----	-----
	TOTAL 338-GCRPC - 9-1-1 ALLOCATION	97,639.82	0.00
		-----	-----
BYRNE JAG PROGRAM			
=====			
339 101-2000	CLAIM ON CASH-BYRNE JAG PROG	(13,516.00)	
		-----	-----
	TOTAL 339- BYRNE JAG PROGRAM	(13,516.00)	0.00
		-----	-----
HIGH INTENSITY DRUG TRAF			
=====			
340 101-2000	CLAIM ON CASH-HIGH INTENSITY	(24,251.35)	
		-----	-----
	TOTAL 340-HIGH INTENSITY DRUG TRAFF	(24,251.35)	0.00
		-----	-----

CASH & INVESTMENTS BY FUND

AS OF: DECEMBER 31ST, 2020 DECEMBER 31ST, 2020

FUND	ACCT. NO.	ACCOUNT NAME	CASH	INVESTMENTS
GCRPC SOLID WASTE GRANT				
=====				
341	101-2000	CLAIM ON CASH-GCRPC SOLID WAST	0.00	
TOTAL 341-GCRPC SOLID WASTE GRNT			0.00	0.00
RIFLE REST BODY ARM GNT				
=====				
343	101-2000	CLAIM ON CASH-RIFLE RESIT BODY	0.00	
TOTAL 343-RIFLE RESIT BODY ARMOR GN			0.00	0.00
FIREFIGHTERS GRANT				
=====				
344	101-2000	CLAIM ON CASH-FIREFIGHTERS GNT	0.00	
TOTAL 344-FIREFIGHTERS GRANT			0.00	0.00
FERAL HOG GRANT				
=====				
345	101-2000	CLAIM ON CASH-FERAL HOG GRANT	0.00	
TOTAL 345-FERAL HOG GRANT			0.00	0.00
TXCDBG WCID1 BLOOMINGTON				
=====				
346	101-2000	CLAIM ON CASH-WCID1 BLOOMING	0.00	
TOTAL 346-TXCDBG GNT-WCID1 BLOOM.			0.00	0.00
TXCDBG WCID2 PLACEDO				
=====				
347	101-2000	CLAIM ON CASH-WCID2 PLACEDO	9,475.00	
TOTAL 347-TXCDGB GNT- WCID2 PLACEDO			9,475.00	0.00
CDBG HURRICANE HARVEY DR				
=====				
348	101-2000	CLAIM ON CASH-CDBG HUR HARVEY	(141,900.90)	
TOTAL 348-CDBG HURRICANE HARVEY DR			(141,900.90)	0.00

CASH & INVESTMENTS BY FUND

AS OF: DECEMBER 31ST, 2020 DECEMBER 31ST, 2020

FUND ACCT. NO.	ACCOUNT NAME	CASH	INVESTMENTS
STATE FEE ACCOUNT			
=====			
350 101-2000	CLAIM ON CASH-STATE FEE FD	194,428.52	
		-----	-----
	TOTAL 350-STATE FEE ACCOUNT	194,428.52	0.00
		-----	-----
PESC MENTAL HEALTH DEPUTY			
=====			
355 101-2000	CLAIM ON CASH-PESC MENTAL HLTH	(318.34)	
		-----	-----
	TOTAL 355-PESC MENTAL HEALTH DEPUTY	(318.34)	0.00
		-----	-----
MENTAL HLTH PEACE OFF FD			
=====			
356 101-2000	CLAIM ON CASH-MENTAL SO/GB	(57,366.03)	
		-----	-----
	TOTAL 356-MENTAL HEALTH PEACE OFF	(57,366.03)	0.00
		-----	-----
BISD SCHOOL RESOURCE OFF			
=====			
358 101-2000	CLAIM ON CASH-BISD SCHL RESOUR	(5,829.32)	
		-----	-----
	TOTAL 358-BISD SCHOOL RESOURCE OFF	(5,829.32)	0.00
		-----	-----
SHERIFF'S FORFEITURE FD			
=====			
360 101-2000	CLAIM ON CASH-SHERIFF FORFEIT	410,612.41	
360 151-1001	TEXPOOL INVESTMENTS		0.00
360 151-1005	LOCAL GOVT. INVEST. COOP.		0.00
		-----	-----
	TOTAL 360-SHERIFF'S FORFEITURE FUND	410,612.41	0.00
		-----	-----
SHERIFF'S DONATION FUND			
=====			
361 101-2000	CLAIM ON CASH-SHERIFF DONATION	260.67	
		-----	-----
	TOTAL 361-SHERIFF'S DONATION FUND	260.67	0.00
		-----	-----
SHER DOJ FEDERAL FORFEIT			
=====			
362 101-2000	CLAIM ON CASH-SO DOJ FED FORFE	171,849.49	
		-----	-----
	TOTAL 362-SHERIFF DOJ FED. FORFEIT.	171,849.49	0.00
		-----	-----

CASH & INVESTMENTS BY FUND

AS OF: DECEMBER 31ST, 2020 DECEMBER 31ST, 2020

FUND ACCT. NO.	ACCOUNT NAME	CASH	INVESTMENTS
CDA CONTRABAND FORFEITURE			
=====			
370 101-2000	CLAIM ON CASH-CDA CONTRA FORF	871,973.45	
370 151-1005	LOCAL GOVT. INVEST. COOP.		0.00
TOTAL 370-CDA CONTRABAND FORFEITURE		871,973.45	0.00

CDA DOJ EQUITABLE SHARE			
=====			
371 101-2000	CLAIM ON CASH-CDA DOJ EQUIT	1,103.44	
TOTAL 371-CDA DOJ EQUITABLE SHARE		1,103.44	0.00

SHERIFF DOT FEDERAL FORF			
=====			
372 101-2000	CLAIM ON CASH-SO DOT FED FORF.	271,151.39	
TOTAL 372-SHERIFF DOT FEDERAL FORF		271,151.39	0.00

SHERIFF COMMISSARY FUND			
=====			
380 101-2000	CLAIM ON CASH-SHER. COMMISSARY	351,913.10	
TOTAL 380-SHERIFF COMMISSARY FUND		351,913.10	0.00

JUVENILE COMMISSARY FUND			
=====			
390 101-2000	CLAIM ON CASH-JUV COMMISSARY	7,453.96	
TOTAL 390-JUVENILE COMMISSARY FUND		7,453.96	0.00

NATIONAL SCHOOL LUNCH PRG			
=====			
392 101-2000	CLAIM ON CASH-NSLP	(10,927.48)	
TOTAL 392-NATIONAL SCHOOL LUNCH PRG		(10,927.48)	0.00

VISD SRO REIMBURSEMENT			
=====			
395 101-2000	CLAIM ON CASH-VISD SRO REIMB	(126,834.41)	
TOTAL 395-VISD SRO REIMBURSEMENT		(126,834.41)	0.00

CASH & INVESTMENTS BY FUND

AS OF: DECEMBER 31ST, 2020 DECEMBER 31ST, 2020

FUND	ACCT. NO.	ACCOUNT NAME	CASH	INVESTMENTS
HEALTH INSURANCE FUND				
=====				
410	101-2000	CLAIM ON CASH-HEALTH INSUR	(376,357.52)	
410	101-3000	CASH IN BANK/BOON CHAPMAN	520.70	
TOTAL 410-HEALTH INSURANCE FUND			(375,836.82)	0.00

EMPLOYEE BENEFIT FUND				
=====				
420	101-2000	CLAIM ON CASH-EMPLOYEE BENEF	5,546.63	
TOTAL 420-EMPLOYEE BENEFIT FUND			5,546.63	0.00

ELECTIONS ADM SPECIAL				
=====				
450	101-2000	CLAIM ON CASH-ELECT ADM SPEC	(61,404.39)	
TOTAL 450-ELECTIONS ADM SPECIAL			(61,404.39)	0.00

HAVA ELCTN SECURITY GRANT				
=====				
454	101-2000	CLAIM ON CASH-HAVA ELECTN SECU	30,037.79	
TOTAL 454-HAVA ELECTN SECURITY GRNT			30,037.79	0.00

HELP AMERICA VOTE GRANT				
=====				
455	101-2000	CLAIM ON CASH-HELP AMER VOTE	2,968.53	
TOTAL 455-HELP AMERICA VOTE GRANT			2,968.53	0.00

CTCL GRANT				
=====				
456	101-2000	CLAIM ON CASH-CTCL GRANT	0.00	
TOTAL 456-CTCL GRANT			0.00	0.00

ELECTIONS CHAPTER 19				
=====				
457	101-2000	CLAIM ON CASH-ELECT CHAPT 19	7,500.56	
TOTAL 457-ELECTIONS CHAPTER 19 FD			7,500.56	0.00

CASH & INVESTMENTS BY FUND

AS OF: DECEMBER 31ST, 2020 DECEMBER 31ST, 2020

FUND ACCT. NO.	ACCOUNT NAME	CASH	INVESTMENTS
TAX ASSESSOR SPECIAL			
=====			
499 101-3000	FVNB SPECIAL INVENTORY ACCT.	941,156.22	
		-----	-----
	TOTAL 499-TAX ASSESSOR SPECIAL	941,156.22	0.00
		-----	-----
HISTORICAL COMMISSION			
=====			
500 101-2000	CLAIM ON CASH-HISTORICAL COMM	19,773.09	
		-----	-----
	TOTAL 500-HISTORICAL COMMISSION	19,773.09	0.00
		-----	-----
CHILD WELFARE BOARD			
=====			
515 101-2000	CLAIM ON CASH-CHILD WELFARE BD	12,174.67	
		-----	-----
	TOTAL 515-CHILD WELFARE BOARD	12,174.67	0.00
		-----	-----
REBUILD TEXAS FUND			
=====			
550 101-2000	CLAIM ON CASH-REBUILD TX FUND	70,798.48	
		-----	-----
	TOTAL 550-REBUILD TEXAS FUND	70,798.48	0.00
		-----	-----
DEBT SERVICE			
=====			
700 101-2000	CLAIM ON CASH-DEBT SERVICE	1,243,595.21	
		-----	-----
	TOTAL 700-DEBT SERVICE	1,243,595.21	0.00
		-----	-----
LAW LIBRARY FUND			
=====			
720 101-2000	CLAIM ON CASH-LAW LIBRARY FD	51,842.73	
		-----	-----
	TOTAL 720-LAW LIBRARY FUND	51,842.73	0.00
		-----	-----
LTR GRP RENOVATN RETAIN			
=====			
771 101-2000	CLAIM ON CASH-LTR GRP RETAIN	72,183.83	
		-----	-----
	TOTAL 771-LTR GRP RENOVATN RETAIN	72,183.83	0.00
		-----	-----

CASH & INVESTMENTS BY FUND

AS OF: DECEMBER 31ST, 2020 DECEMBER 31ST, 2020

FUND	ACCT. NO.	ACCOUNT NAME	CASH	INVESTMENTS
VICTORIA HEALTH DEPT				
=====				
800	101-2000	CLAIM ON CASH-HEALTH DEPT	(580,273.42)	
800	101-3000	CASH IN BANK/HLTH 340B DRAFT.	158,625.65	
TOTAL 800-VICTORIA HEALTH DEPT.			(421,647.77)	0.00

TX A&M UNIV HLTH SCIENCE				
=====				
801	101-2000	CLAIM ON CASH-TX A&M HLTH SCI	5,628.25	
TOTAL 801-TX A&M UNIV HLTH SCIENCE			5,628.25	0.00

MEDICAID ADM CLAIM FD				
=====				
802	101-2000	CLAIM ON CASH-MEDICAID ADM CLM	46,025.32	
TOTAL 802-MEDICAID ADM CLAIMS FD			46,025.32	0.00

TEXAS HOME VISITING GNT				
=====				
803	101-2000	CLAIM ON CASH-TX HOME VISITING	(74,861.48)	
TOTAL 803-TEXAS HOME VISITING GRANT			(74,861.48)	0.00

HOGG FOUNDATION GRANT				
=====				
804	101-2000	CLAIM ON CASH-HOGG FOUNDAT.	113,287.72	
TOTAL 804-HOGG FOUNDATION GNT			113,287.72	0.00

HURRICANE PUBLIC HLTH GNT				
=====				
805	101-2000	CLAIM ON CASH-HURRICANE PUBLIC	(8,888.60)	
TOTAL 805-HURRICANE PUBLIC HLTH GNT			(8,888.60)	0.00

AMERICARES				
=====				
806	101-2000	CLAIM ON CASH-AMERICARES	0.00	
TOTAL 806-AMERICARES			0.00	0.00

CASH & INVESTMENTS BY FUND

AS OF: DECEMBER 31ST, 2020 DECEMBER 31ST, 2020

FUND	ACCT. NO.	ACCOUNT NAME	CASH	INVESTMENTS
VICTORIA WIC PROGRAM				
=====				
810	101-2000	CLAIM ON CASH-WIC PROGRAM	(45,495.21)	
TOTAL 810-VICTORIA WIC PROGRAM			(45,495.21)	0.00
NAVARRO PROJECT FUND				
=====				
845	101-2000	CLAIM ON CASH-NAVARRO LEASE	0.00	
845	101-3000	CASH/BK NY/INTEREST	0.00	
845	101-3001	CASH/BK NY/PRINCIPAL	0.00	
845	101-3002	CASH/BK NY/PROJECT	0.00	
845	101-3003	CASH/BK NY/RESERVE (2017)	0.00	
845	151-1001	MONEY MARKET MUTUAL FDS		0.00
845	151-1002	GOVERNMENT SECURITIES		0.00
845	151-1006	INVESTORS CASH TRUST		0.00
TOTAL 845-NAVARRO PROJECT FUND			0.00	0.00
FLEXIBLE BENEFITS PLAN				
=====				
870	101-2000	CASH-FLEX BEN-DENTAL, LIFE, VSN	21,447.79	
870	101-3000	CASH IN BANK/PROSPERITY BANK	100,868.87	
TOTAL 870-FLEXIBLE BENEFITS PLAN			122,316.66	0.00
LEOSE FUND				
=====				
880	101-2000	CLAIM ON CASH-LEOSE FUND	43,881.35	
TOTAL 880-LEOSE FUND			43,881.35	0.00
TOTAL CASH AND INVESTMENTS			39,230,765.28	12,767,155.86

*** END OF REPORT ***

Pooled Cash	(18,711,710.25)	12,767,155.86
	<u>20,519,055.03</u>	<u>12,767,155.86</u>

FUND ACCT. NO.	ACCOUNT NAME	CASH	INVESTMENTS
VICTORIA COUNTY HOSPITAL			
=====			
820 101-1000	HOSPITAL FUND	56,218,748.00	
820 101-2004	CMC 125 PLAN	185,196.39	
820 101-2010	CMC BONDS 2019	9,415,769.98	
820 101-3000	CMC ACCTS PAYABLE	(592,016.03)	
820 101-4000	CMC PAYROLL	611.97	
820 101-4100	CMC MEDICAL PROFESS #214125768	100.00	
820 101-4105	CMC MEDICAL PROFESS #217301213	3,679,512.54	
820 101-4200	CMC WEIGHT MANAGEMENT CNTR	513,338.66	
820 101-4300	CMC HOME HEALTH AGENCY	4,164,319.35	
820 101-5001	ARBORETUM NURSE /REHAB/WINNIE	0.00	
820 101-5002	MATAGORDA NURSING & REHAB	98,659.30	
820 101-5003	TWIN PINES NURSING & REHAB	154,178.36	
820 101-5004	SHADY OAKS NURSING & REHAB	29,413.85	
820 101-5005	AMISTAD NURSING & REHAB	0.00	
820 101-5006	GANADO NURSING & REHAB	46,320.38	
820 101-5007	CUERO NURSING & REHAB	0.00	
820 101-5008	STEVENS NURSE & REHAB/HALLETTS	985.02	
820 101-5009	PORT LAVACA NURSING & REHAB	1,051.00	
820 101-5010	SOUTHBROOKE NURSING & REHAB	0.00	
820 101-5011	WHARTON NURSING & REHAB	0.00	
820 101-5012	YOAKUM NURSING & REHAB	0.00	
820 101-5100	CUERO NURSING & REHAB-HUD	163,408.03	
820 101-5105	STEVENS NURSE & REHAB-HUD	201,317.98	
820 101-5110	PORT LAVACA NURSE & REHAB-HUD	238,469.43	
820 101-5115	SOUTHBROOKE NURSE&REHAB-HUD	133,823.67	
820 101-5120	WHARTON NURSING& REHAB-HUD	170,398.89	
820 101-5125	YOAKUM NURSING & REHAB-HUD	35,657.70	
820 101-5130	MATAGORDA NURSING & REHAB-HUD	103,294.90	
820 101-5135	TWIN PINES NURSING & REHAB-HUD	0.00	
820 151-1004	CERTIFICATES OF DEPOSIT		0.00
820 151-1005	LOCAL GOVT. INVEST. COOP.		0.00
TOTAL 820-VICTORIA COUNTY HOSPITAL		74,962,559.37	0.00
		-----	-----
TOTAL CASH AND INVESTMENTS		74,962,559.37	0.00
		=====	=====

*** END OF REPORT ***

CD INVESTMENTS GENERAL FUND

PERIOD ENDING 12/31/2020

ISSUER	CUSIP	BROKER	TERM	% EARN	BOOK VALUE	SETTLE	MATURE	MKT PRICE	MARKET VALUE
FIRST TECHNOLOGY FEDERAL CU MTN VIEW CA	33715LDQ0	MBS	24	3.05%	\$ 245,000.00	2/6/2019	2/8/2021	100.567	\$ 246,389.15
KESSLER FEDERAL CREDIT UNION	49254FAJ5	MBS	30	3.00%	\$ 245,000.00	1/31/2019	7/30/2021	101.735	\$ 249,250.75
KERN SCHOOL FEDERAL CREDIT UNION	49228XAA8	MBS	36	2.80%	\$ 245,000.00	2/27/2019	2/28/2022	103.175	\$ 252,778.75
MORGAN STANLY PRIVATE BANK NATIONAL ASSN	61760AWX3	MBS	36	2.75%	\$ 245,000.00	3/7/2019	3/7/2022	103.175	\$ 252,778.75
GOLDMAN SACHS	38148P4N4	MBS	36	2.90%	\$ 245,000.00	1/30/2019	1/31/2022	103.082	\$ 252,550.90
MEDALLION BANK SALT LAKE CITY UT	58404DDP3	MBS	36	2.70%	\$ 245,000.00	3/22/2019	3/22/2022	103.231	\$ 252,915.95
AMERICAS CREDIT UNION DUPONT WA	03065AAG8	MBS	24	2.70%	\$ 245,000.00	3/29/2019	3/29/2021	100.656	\$ 246,607.20
UNIV OF IOWA CMNTY CREDIT UNION N LIBERTY IA	91435LAY3	MBS	24	2.50%	\$ 245,000.00	5/15/2019	5/14/2021	100.915	\$ 247,241.75
SIGNAT BANK ARKANSAS FAYETTEVILLE	82669LJC8	MBS	36	2.50%	\$ 245,000.00	5/17/2019	5/17/2022	103.279	\$ 253,033.55
BANK OF NEW ENGLAND SALEM NH	06426KBB3	MBS	36	2.45%	\$ 245,000.00	5/23/2019	5/23/2022	103.317	\$ 253,126.65
TIAA FSB JACKSONVILLE FL	87270LCE1	MBS	36	2.50%	\$ 245,000.00	5/17/2019	5/17/2022	103.347	\$ 253,200.15
CAPITAL ONE BANK USA NATL ASSN GLEN ALLEN CA	14042TAN7	MBS	35	2.45%	\$ 200,000.00	6/10/2019	5/23/2022	103.317	\$ 206,634.00
UBS BANK USA SALT LAKE CITY UT	90348BJLQ1	MBS	24	2.45%	\$ 245,000.00	6/10/2019	6/7/2021	101.051	\$ 247,574.95
VERUS BANK COMMERCE FT COLLINS CO	92535LCG7	MBS	24	2.20%	\$ 245,000.00	6/28/2019	6/28/2021	101.069	\$ 247,619.05
BAR HARBOR BK&TR ME	066851WU6	MBS	24	2.05%	\$ 245,000.00	6/28/2019	6/28/2021	100.995	\$ 247,437.75
LUANA SAVINGS BANK IOWA	549104GV3	MBS	36	2.20%	\$ 245,000.00	6/21/2019	6/21/2022	103.133	\$ 252,675.85
BALBOA THRIFT & LOAN ASSN CHULA VISTA CA	05765LAX5	MBS	36	2.00%	\$ 245,000.00	7/19/2019	7/18/2022	102.977	\$ 252,293.65
UNITED BANKERS BANK BLOOMINGTON MN	909557JE1	MBS	30	2.00%	\$ 245,000.00	7/24/2019	1/24/2022	102.069	\$ 250,069.05
1ST SOURCE BANK SOUTH BEND IN	33646CLH5	MBS	35	2.00%	\$ 245,000.00	7/11/2019	6/13/2022	102.797	\$ 251,852.65
BARCLAYS BANK DEL RETAIL	06740KNF0	MBS	24	2.00%	\$ 245,000.00	7/19/2019	7/17/2021	101.084	\$ 247,655.80
HANMI BANK LOS ANGELES CA	410493ELO	MBS	36	2.00%	\$ 245,000.00	7/19/2019	7/19/2022	102.977	\$ 252,293.65
CONGRESSIONAL BANK POTPMAC MD	20726ABB3	MBS	28	2.00%	\$ 245,000.00	7/24/2019	11/24/2021	101.770	\$ 249,336.50
FIRST NATL BANK PARAGOULD ARK	32114LBN8	MBS	36	2.00%	\$ 245,000.00	7/26/2019	7/26/2022	103.013	\$ 252,381.85
THREE RIVERS CREDIT UNION FT WAYNE IN	88563LAH0	MBS	24	2.10%	\$ 245,000.00	8/1/2019	8/2/2021	101.213	\$ 247,971.85
CIT BANK NAT ASSN PASADENA CA	12556LBB1	MBS	36	1.95%	\$ 245,000.00	8/23/2019	8/23/2022	103.073	\$ 252,528.85
RAYMOND JAMES BANK NATL ASSN	75472RAC5	MBS	36	1.90%	\$ 245,000.00	8/23/2019	8/23/2022	102.990	\$ 252,325.50
STERLING BANK POPLAR BLUFF MO	85916VDL6	MBS	37	1.75%	\$ 245,000.00	9/6/2019	10/6/2022	102.923	\$ 252,161.35
FIRST FARMERS BK&TR CONVERSE IN	320165JL8	MBS	24	1.65%	\$ 245,000.00	9/6/2019	9/3/2021	101.090	\$ 247,670.50
COMMUNITY FIST BANK KOKOMO IN	20368TCN8	MBS	24	1.65%	\$ 245,000.00	9/12/2019	9/13/2021	101.130	\$ 247,768.50
FIRST NATL BANK AMER EAST LANSING MI	32110YNA9	MBS	24	1.60%	\$ 245,000.00	9/17/2019	9/17/2021	101.112	\$ 247,724.40
FIRST NATL BANK SYRACUSE JOHNSON KS	334342CG5	MBS	26	1.65%	\$ 245,000.00	9/18/2019	11/18/2021	101.413	\$ 248,461.85
MAPLE BANK CHAMPLIN MN	565109BP9	MBS	30	1.70%	\$ 245,000.00	10/11/2019	4/11/2022	102.087	\$ 250,113.15
ENCORE BANK LITTLE ROCK AR	29260MAPO	MBS	30	1.70%	\$ 245,000.00	10/23/2019	4/25/2022	102.148	\$ 250,262.60

CD INVESTMENTS GENERAL FUND

PERIOD ENDING 12/31/2020

ISSUER	CUSIP	BROKER	TERM	% EARN	BOOK VALUE	SETTLE	MATURE	MKT PRICE	MARKET VALUE
WELL FARGO NATL BANK WEST LAS VEGAS NV	949495AT2	MBS	36	1.90%	\$ 245,000.00	1/29/2020	1/30/2023	103.732	\$ 254,143.40
BANK OZK LITTLE ROCK AR	06417NQZ9	MBS	14	1.70%	\$ 245,000.00	1/31/2020	5/3/2021	100.566	\$ 246,386.70
SOMERSET TRUST CO PA	835104BW9	MBS	18	1.65%	\$ 245,000.00	1/30/2020	7/30/2021	100.939	\$ 247,300.55
SYNOVUS BANK COLUMBUS GA	87164DQB9	MBS	18	1.65%	\$ 245,000.00	1/30/2020	7/30/2021	100.939	\$ 247,300.55
NEXTIER BANK N A KITTANNING PA	65344AAB1	MBS	24	1.60%	\$ 245,000.00	2/21/2020	2/22/2022	101.758	\$ 249,307.10
EAGLE BANK BETHESDA MD	27002YEU6	MBS	30	1.60%	\$ 245,000.00	2/12/2020	8/12/2022	102.448	\$ 250,997.60
ALMA BANK ASTORIA NY	020080BR7	MBS	36	1.60%	\$ 245,000.00	2/7/2020	2/7/2023	103.124	\$ 252,653.80
MORGAN STANLY PRIVATE BANK	61760A6Q7	MBS	36	1.85%	\$ 245,000.00	1/30/2020	1/30/2023	103.622	\$ 253,873.90
LIVE OAK BANKING CO	538036JZ8	MBS	36	1.55%	\$ 245,000.00	3/6/2020	3/6/2023	103.122	\$ 252,648.90
AXOS BANK	05465DAG3	MBS	36	1.60%	\$ 245,000.00	3/26/2020	3/27/2023	103.308	\$ 253,104.60
				2.08%	10,490,000.00			102.220186	\$ 10,722,403.95

INTEREST EARNED STATEMENT
DECEMBER 2020

FUND	FUND NAME	2017	2018	2019	2020 YR TO DATE	CURRENT MONTH
100	GENERAL FUND	241,299.13	466,648.37	587,193.96	394,512.17	31,469.54
200	ROAD & BRIDGE FUND	45,426.58	75,845.46	107,701.21	29,957.88	292.29
700	DEBT SERVICE	5,097.08	10,491.55	16,599.52	5,297.82	79.02
770	CAPITAL PROJECTS	471.42	0.00	0.00	0.00	0.00
	Sub-Total Budgeted Funds	292,294.21	552,985.38	711,494.69	429,767.87	31,840.85
119	CLERK'S ARCHIVE	2307.04	5,551.35	4809.15	1,339.90	27.90
150	TAX SALES	0.00	552.17	552.17	188.95	4.87
231	JUVENILE PROBATION	0.00	0.00	0.00	26.58	0.00
240	DRUG COURTS PROGRAM	173.24	256.25	364.14	90.63	0.55
300	CDA PROCESSING FEE	59.85	168.15	113.51	56.08	0.32
310	4-H ACTIVITY CENTER	116.80	120.37	162.21	41.40	0.60
320	AIRPORT DRAFTING	0.00	351.11	351.11	2,580.64	40.24
321	AIRPORT	1122.56	2,244.67	4517.73	0.00	0.00
330	SPECIAL SERVICE	7514.85	9,596.57	9179.04	2,006.11	30.80
338	GCRP 911	0.00	275.60	275.60	459.94	9.52
360	SHERIFF'S FORFEITURE	2052.00	7,251.10	9444.59	2,569.35	40.45
361	SHERIFF'S DONATION	5.80	8.47	6.08	1.50	0.03
362	SHERIFF'S DOJ	2997.98	4,965.25	6544.45	1,712.99	19.43
370	CDA CONTRABAND FORFEIT.	4715.79	10,490.95	14327.42	4,629.56	84.60
371	CDA DOJ EQUITABLE SHARE	9.53	17.69	23.69	6.32	0.11
372	SHERIFF DOT FED FORFEIT	1241.51	1,369.73	2241.60	1,556.92	26.43
380	SHERIFF COMMISSARY	2205.77	3,954.32	5771.00	1,516.82	32.66
390	JUVENILE COMMISSARY	59.50	112.82	155.19	42.12	0.73
410	HEALTH INSURANCE	1713.18	9,542.34	2826.58	520.89	20.47
450	ELECTION ADMINISTRATOR	133.05	255.79	603.90	112.79	0.00
454	HAVA SECURITY GRANT	0.00	0.00	0.00	8.79	2.96
455	HELP AMERICA VOTE GRANT	0.00	0.00	0.00	23.10	0.64
499	TAX ASSESSOR SPECIAL	3661.65	8,572.46	12336.30	2,132.62	84.58
500	HISTORICAL COMMISSION	220.43	406.58	465.73	115.82	1.94
771	LONG TERM RENO RETAIN	0.00	0.00	0.00	47.36	6.89
800	HEALTH DEPT DRAFTING	62.08	179.54	344.06	134.86	13.38
870	FLEXIBLE BENEFIT PLAN	294.02	817.46	1462.81	452.24	10.07
820	HOSPITAL	367951.98	522,103.44	660159.66	218,255.08	5,404.04
820	CMC 125 PLAN	1093.16	2,738.71	3,574.47	919.23	17.94
830	CMC ACCOUNTS PAYABLE	13044.15	19,037.56	21,179.25	6,180.52	125.69
840	CMC PAYROLL	3472.13	6,975.28	8,995.36	2,510.40	54.97
820	CMC MEDICAL PROFESSIONAL	59584.77	79,628.52	150,498.80	28,373.70	525.04
820	CMC HOME HEALTH	1525.34	15,579.84	45,408.24	17,674.68	379.98
820	CMC WEIGHT MGMT	1968.76	6,202.93	9,384.11	2,669.80	47.65
820	CMC NURSING HOMES	9234.03	25,035.19	31,354.07	8,031.76	126.23
950	NAVIGATION DISTRICT	33379.58	85,119.55	145,379.51	43,977.79	703.61
950	NAVIG CONSTRUCTION 2012A	0.89	1.98	0.23	0.00	0.00
950	NAVIG. CONSTRUCTION 2015	69060.52	126,550.67	78,476.12	6,262.51	96.80
950	NAVIG 2012A/B INT& SINKING	2899.92	6,909.40	9,613.21	3,205.40	39.98
950	NAVIG. INTEREST & SINKING	29.89	25.76	2.84	0.00	0.00
	TOTAL	886,205.96	1,515,954.95	1,952,398.62	790,203.02	39,822.95