



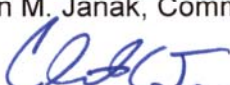


MINUTES OF COUNTY FINANCES  
TREASURER'S REPORT  
MONTHLY-MAY 2021


IN THE MATTER OF COUNTY FINANCES  
IN THE HANDS OF SEAN KENNEDY  
TREASURER OF VICTORIA COUNTY, TEXAS

COMMISSIONERS' COURT  
VICTORIA COUNTY, TEXAS  
IN SPECIAL SESSION  
REGULAR TERM JUNE  
2021

IN ACCORDANCE with Section 114.026, Local Government Code, we, the undersigned, constituting the entire Commissioners Court of said County, certify that on the 21st day of June 2021, at the Special Session of a Regular Term of Court. We compared and examined the monthly report of Sean Kennedy, Treasurer of Victoria County, Texas, for May 2021, and finding the same correct, entered an order in the Minutes approving said Report, which states total cash and investments on hand as \$143,649,346.29



 _____ Danny Garcia, Commissioner Pct. 1	 _____ Ben Zeller, County Judge	 _____ Kevin M. Janak, Commissioner Pct. 2
 _____ Gary Burns, Commissioner Pct. 3		 _____ Clint C. Ives, Commissioner Pct. 4

SWORN TO AND SUBSCRIBED BEFORE ME, by Ben Zeller, County Judge, and County Commissioners of said Victoria County, each respectively, on this the 21st day of June, A.D., 2021.

  
\_\_\_\_\_  
Attest: Heidi Easley, County Clerk

FILED FOR RECORD THIS 21 DAY OF JUNE A.D. 2021, and recorded on the 21 day of June, A.D. 2021.



  
\_\_\_\_\_  
Heidi Easley, County Clerk and  
Ex-Officio Clerk of the Commissioners  
Court in and for Victoria County, Texas.  
By:   
Deputy **Shalee John**



**MONTHLY REPORT OF**

SEAN KENNEDY, COUNTY TREASURER

VICTORIA COUNTY, TEXAS

**FOR THE MONTH OF MAY 2021**

This report, presented for the approval of the Commissioners' Court, in accordance with Vernon's Texas Codes Annotated, Local Government Code, and Section 83.002 (a) (3), and Title 10, Chapter 2256, Government Code (Public Funds Investment Act), is true and correct to the best of my knowledge and belief, according to the records of this office.

SK

VICTORIA COUNTY  
INVESTMENTS ON HAND  
MAY 31, 2021

FUND	INV. NO.	PURCH DATE	PAR AMOUNT	DESCRIPTION	MAT DATE	CALL DATE	NET YIELD	PURCH PRICE	INDIV FND AMOUNT	TOT INVEST
<u>VICTORIA COUNTY</u>										
				L.O.G.I.C. POOL			0.076%			2,27
				CERTIFICATE OF DEPOSIT			1.940%			10,00
				CASH ON HAND-COUNTY FUNDS			0.010%			38,18
				<u>TOTAL COUNTY FUNDS</u>						<u>50,46</u>
<u>CITIZENS MEDICAL CENTER</u>										
				L.O.G.I.C. POOL			0.000%			
				CERTIFICATE OF DEPOSIT			0.000%			
BANK BALANCE				CMC NURSING HOMES			0.010%			1,70
				CASH ON HAND-CITIZENS MEDICAL CENTER			0.010%			82,38
				<u>TOTAL HOSPITAL FUNDS</u>						<u>84,08</u>
<u>NAVIGATION DISTRICT</u>										
				CASH ON HAND 2015 CONSTRUCTION			0.010%			65
				CASH ON HAND 2015 INTEREST & SINKING			0.010%			3
				PROMOTION AND DEVELOPMENT FUND			0.010%			42
				CASH ON HAND-2012A/B INTEREST/SINKING			0.010%			3
BANK BALANCE				CASH ON HAND-NAVIGATION DISTRICT			0.010%			7,94
				<u>TOTAL NAVIGATION DIST FUNDS</u>						<u>9,09</u>
<u>SUMMARY TOTAL PORTFOLIO</u>										
				TOTAL COUNTY FUNDS						50,46
				TOTAL HOSPITAL FUNDS						84,08
BANK BALANCE				TOTAL NAVIGATION DISTRICT FUNDS						9,09
				<u>TOTAL FUNDS</u>						<u>143,64</u>
				CASH ON HAND - ALL FUNDS						131,36
				PLEGGED SECURITIES - ALL FUNDS						154,87
				CERTIFICATES OF DEPOSIT						10,00
				MONEY MKT MUTUAL FUNDS						
				L.O.G.I.C. POOL						2,27
				GOVERNMENT SECURITIES						
				<u>TOTAL INVESTMENTS</u>						<u>12,28</u>
				<u>TOTAL PORTFOLIO INCLUDING CASH</u>						<u>143,64</u>

## CASH &amp; INVESTMENTS BY FUND

AS OF: MAY 31ST, 2021

FUND	ACCT. NO.	ACCOUNT NAME	CASH	INVESTMENTS
=====				
POOLED CASH - APCA				
=====				
001	101-2000	POOLED CASH	36,899,995.54	
001	101-2005	POOLED CASH-PAYROLL	0.00	
TOTAL 001-POOLED CASH - APCA			36,899,995.54	0.00
-----				
GENERAL FUND				
=====				
100	101-2000	CLAIM ON CASH-GENERAL FUND	17,381,796.95	
100	101-3000	VC CREDIT CARD CLEARING ACCT	153,032.10	
100	151-1003	CERTIFICATE OF DEPOSIT		10,008,000.00
100	151-1005	LOCAL GOVT. INVEST. COOP.		2,278,073.12
TOTAL 100-GENERAL FUND			17,534,829.05	12,286,073.12
-----				
EMERGENCY MGMT				
=====				
108	101-2000	CLAIM ON CASH-EMER MGMT	( 246,720.36)	
TOTAL 108-EMERGENCY MGMT			( 246,720.36)	0.00
-----				
LEPC FUND				
=====				
109	101-2000	CLAIM ON CASH-LEPC	14,268.56	
TOTAL 109-LEPC FUND			14,268.56	0.00
-----				
J. P. SPECIAL FUND				
=====				
110	101-2000	CLAIM ON CASH-J.P. SPECIAL FD	258.36	
TOTAL 110-J.P. SPECIAL FUND			258.36	0.00
-----				
COUNTY JURY FUND				
=====				
118	101-2000	CLAIM ON CASH-COUNTY JURY FUND	647.11	
TOTAL 118-COUNTY JURY FUND			647.11	0.00
-----				

CASH &amp; INVESTMENTS BY FUND

AS OF: MAY 31ST, 2021

MAY 31ST, 2021

FUND	ACCT. NO.	ACCOUNT NAME	CASH	INVESTMENTS
CO CLERK ARCHIVE FEE FD				
=====				
119	101-2000	CLAIM ON CASH-CO CLK ARCHIVE	322,888.52	
			-----	-----
		TOTAL 119-CO CLERK ARCHIVE FEE FD	322,888.52	0.00
			-----	-----
RECORDS MANAGEMENT FUND				
=====				
120	101-2000	CLAIM ON CASH-RECORD MGMT	114,380.84	
			-----	-----
		TOTAL 120-RECORDS MANAGEMENT FUND	114,380.84	0.00
			-----	-----
COURTHOUSE SECURITY FUND				
=====				
121	101-2000	CLAIM ON CASH-CRTHSE SECURITY	114,995.39	
			-----	-----
		TOTAL 121-COURTHOUSE SECURITY FUND	114,995.39	0.00
			-----	-----
JUSTICE CT BLDG SECURITY				
=====				
122	101-2000	CLAIM ON CASH-JP CRT BLD SECUR	43,230.83	
			-----	-----
		TOTAL 122-JUSTICE CT BLDG SECURITY	43,230.83	0.00
			-----	-----
DIST. CLERK RECORDS MGMT				
=====				
123	101-2000	CLAIM ON CASH-DIST CLK REC MGT	4,038.25	
			-----	-----
		TOTAL 123-DIST. CLERK RECORD MGMT	4,038.25	0.00
			-----	-----
CO CLERK OF THE COURT				
=====				
124	101-2000	CLAIM ON CASH-CO CLERK OF COUR	20,478.70	
			-----	-----
		TOTAL 124-CO CLERK OF THE COURT	20,478.70	0.00
			-----	-----
DIST CLERK OF THE COURT				
=====				
125	101-2000	CLAIM ON CASH-DIST CLERK OF CRT	2,936.83	
			-----	-----
		TOTAL 125-DIST CLERK OF THE COURT	2,936.83	0.00
			-----	-----



CASH &amp; INVESTMENTS BY FUND

AS OF: MAY 31ST, 2021

MAY 31ST, 2021

FUND ACCT. NO.	ACCOUNT NAME	CASH	INVESTMENTS
<b>COURT REPORTER SERVICE</b>			
=====			
126 101-2000	CLAIM ON CASH-CRT REPORTER SRV	0.00	
TOTAL 126-COURT REPORTER SERVICE		0.00	0.00
<b>CDBG-DR LOCAL BUYOUT</b>			
=====			
128 101-2000	CLAIM ON CASH-CDBG-DR LOCAL BU	0.00	
TOTAL 128-CDBG-DR LOCAL BUYOUT		0.00	0.00
<b>PATRIOT PARK DONATION FD</b>			
=====			
140 101-2000	CLAIM ON CASH-PATRIOT PRK DON	3,001.56	
TOTAL 140-PATRIOT PARK DONATION FD		3,001.56	0.00
<b>SHERIFF'S SPECIAL FUND</b>			
=====			
150 101-2000	CLAIM ON CASH-SHERIFFS SPECIAL	100,974.47	
150 101-3000	PROPERTY TAX SALE ACCOUNT	67,615.44	
TOTAL 150-SHERIFF'S SPECIAL FUND		168,589.91	0.00
<b>CONSTABLE'S SPECIAL FUND</b>			
=====			
155 101-2000	CLAIM ON CASH-CONSTABLES SPEC	0.00	
TOTAL 155-CONSTABLE'S SPECIAL FUND		0.00	0.00
<b>CLERK'S SPECIAL FUND</b>			
=====			
160 101-2000	CLAIM ON CASH-CLERKS SPECIAL	30.00	
TOTAL 160-CLERK'S SPECIAL FUND		30.00	0.00
<b>AMERICAN RESCUE PLAN</b>			
=====			
190 101-2000	CLAIM ON CASH-AMERICAN RESCUE	8,943,146.30	
TOTAL 190-AMERICAN RESCUE PLAN		8,943,146.30	0.00

CASH &amp; INVESTMENTS BY FUND

AS OF: MAY 31ST, 2021

MAY 31ST, 2021

FUND	ACCT. NO.	ACCOUNT NAME	CASH	INVESTMENTS
DR-4586 2021 WINTER WEATH				
=====				
191	101-2000	CLAIM ON CASH-DR-4586 2021 WIN	( 13,873.66)	
TOTAL 191-DR-4586 2021 WINTER WEATH			( 13,873.66)	0.00
COVID19				
=====				
192	101-2000	CLAIM ON CASH-COVID19	627,470.13	
TOTAL 192-COVID19			627,470.13	0.00
GULF/MEXICO ENERGY SEC				
=====				
195	101-2000	CLAIM ON CASH-GULF MEXICO ENGY	592,256.68	
TOTAL 195-GULF/MEXICO ENERGY SEC.			592,256.68	0.00
HMGP DR-4332-0149 SO&JAIL				
=====				
196	101-2000	CLAIM ON CASH-HMGP DR-4332-014	0.00	
TOTAL 196-HMGP DR-4332-0149 SO&JAIL			0.00	0.00
FEMA HAZARD MIT FUND				
=====				
197	101-2000	CLAIM ON CASH-FEMA HAZARD MIT	0.00	
TOTAL 197- FEMA HAZARD MIT. FD			0.00	0.00
HURRICANE HARVEY DR#4332				
=====				
198	101-2000	CLAIM ON CASH-HURRICANE HARVEY	214,010.36	
198	101-3000	CLAIM ON CASH/GRANT FUND	0.00	
TOTAL 198-HURRICANE HARVEY DR#4332			214,010.36	0.00
TXDOT MCCOY RD RECONST				
=====				
199	101-2000	CLAIM ON CASH-TXDOT MCCOY RD	( 696.30)	
TOTAL 199-TXDOT MCCOY RD RECONST			( 696.30)	0.00

## CASH &amp; INVESTMENTS BY FUND

AS OF: MAY 31ST, 2021

MAY 31ST, 2021

FUND ACCT. NO.	ACCOUNT NAME	CASH	INVESTMENTS
ROAD AND BRIDGE FUND/PCT =====			
201 101-2000	CLAIM ON CASH-R&B PCT #1	886,546.82	
TOTAL 201-ROAD & BRIDGE FUND PCT 1		886,546.82	0.00
ROAD AND BRIDGE FUND/PCT =====			
202 101-2000	CLAIM ON CASH-R&B PCT #2	1,374,097.12	
TOTAL 202-ROAD & BRIDGE FUND PCT 2		1,374,097.12	0.00
ROAD AND BRIDGE FUND/PCT =====			
203 101-2000	CLAIM ON CASH-R&B PCT #3	1,538,246.00	
TOTAL 203-ROAD & BRIDGE FUND PCT 3		1,538,246.00	0.00
ROAD AND BRIDGE FUND/PCT =====			
204 101-2000	CLAIM ON CASH-R&B PCT #4	1,237,868.12	
TOTAL 204-ROAD & BRIDGE FUND PCT 4		1,237,868.12	0.00
CTIF GRANT FUND =====			
210 101-2000	CLAIM ON CASH-CTIF	0.00	
TOTAL 210-CTIF GRANT FUND		0.00	0.00
CAPITAL CREDITS FUND =====			
215 101-2000	CLAIM ON CASH-CAPITAL CREDITS	125,137.02	
TOTAL 215-CAPITAL CREDITS FUND		125,137.02	0.00
JUVENILE RESTITUTION =====			
221 101-2000	CLAIM ON CASH-JUVEN.RESTITUT.	18.86	
TOTAL 221-JUVENILE RESTITUTION		18.86	0.00



## CASH &amp; INVESTMENTS BY FUND

AS OF: MAY 31ST, 2021

MAY 31ST, 2021

FUND ACCT. NO.	ACCOUNT NAME	CASH	INVESTMENTS
<b>JUVENILE PROBATION FUND</b>			
=====			
231 101-2000	CLAIM ON CASH-JUVEN PROBAT.	( 127,846.51)	
TOTAL 231-JUVENILE PROBATION FD		( 127,846.51)	0.00
-----			
<b>DRUG COURTS PROGRAMS</b>			
=====			
240 101-2000	CLAIM ON CASH-DRUG CRT PROG	2,746.70	
TOTAL 240-DRUG COURTS PROGRAM		2,746.70	0.00
-----			
<b>24TH JUDICIAL DIST PROB</b>			
=====			
241 101-2000	CLAIM ON CASH-24 JUD DIST PROB	0.00	
TOTAL 241-24TH JUDICIAL DIST. PROB		0.00	0.00
-----			
<b>COUNTY SPECIALTY COURT</b>			
=====			
245 101-2000	CLAIM ON CASH-CNTY SPECIALTY	12,074.81	
TOTAL 245-COUNTY SPECIALTY COURT		12,074.81	0.00
-----			
<b>LOCAL TRUANCY PREVENTION</b>			
=====			
280 101-2000	CLAIM ON CASH-LOCAL TRUANCY	13,589.30	
TOTAL 280-LOCAL TRUANCY PREVENTIONS		13,589.30	0.00
-----			
<b>JUSTICE TECHNOLOGY FUND</b>			
=====			
281 101-2000	CLAIM ON CASH-JUSTICE TECH.	10,277.84	
TOTAL 281-JUSTICE TECHNOLOGY FD.		10,277.84	0.00
-----			
<b>FAMILY PROTECTION FEE FD</b>			
=====			
282 101-2000	CLAIM ON CASH-FAM PROTECT FEE	3,087.59	
TOTAL 282-FAMILY PROTECTION FEE FD		3,087.59	0.00
-----			

CASH &amp; INVESTMENTS BY FUND

AS OF: MAY 31ST, 2021

MAY 31ST, 2021

FUND ACCT. NO.	ACCOUNT NAME	CASH	INVESTMENTS
CO/DIST TECHNOLOGY FD			
=====			
283 101-2000	CLAIM ON CASH-CO/DIST TECHNOL	32,986.05	
TOTAL 283-CO/DIST TECHNOLOGY FD		32,986.05	0.00
CHILD ABUSE PREVENTION			
=====			
286 101-2000	CLAIM ON CASH-CHILD ABUSE PRV	116.05	
TOTAL 286-CHILD ABUSE PREVENTION		116.05	0.00
CDA PROCESSING FEE FUND			
=====			
300 101-2000	CLAIM ON CASH-CDA PROCESS FEE	15,839.48	
TOTAL 300-CDA PROCESSING FEE FUND		15,839.48	0.00
BOND FORFEITURE COMM			
=====			
301 101-2000	CLAIM ON CASH-BOND FORFEITURE	34,868.14	
TOTAL 301-BOND FORFEITURE COMM		34,868.14	0.00
CDA STATE JUDICIARY FUND			
=====			
302 101-2000	CLAIM ON CASH-CDA STATE JUD.	1,908.18	
TOTAL 302-CDA STATE JUDICIARY FUND		1,908.18	0.00
PRETRIAL INTERVENTION			
=====			
303 101-2000	CLAIM ON CASH-PRETRIAL INTERV	41,729.25	
TOTAL 303-PRETRIAL INTERVENTION		41,729.25	0.00
CDA VICTIMS ASSISTANCE GR			
=====			
305 101-2000	CLAIM ON CASH-CDA VICTIMS ASST	( 21,347.46)	
TOTAL 305-CDA VICTIMS ASSIST GRANT		( 21,347.46)	0.00

CASH &amp; INVESTMENTS BY FUND

AS OF: MAY 31ST, 2021

MAY 31ST, 2021

FUND ACCT. NO.	ACCOUNT NAME	CASH	INVESTMENTS
VICTIM COORD/LIASON GNT			
=====			
306 101-2000	CLAIM ON CASH-SO VICT COORD	( 18,783.15)	
TOTAL 306-VICTIM COORD/LIASON GNT		( 18,783.15)	0.00
SCAAP PROGRAM			
=====			
307 101-2000	CLAIM ON CASH-SCAAP PROGRAM	0.00	
TOTAL 307-SCAAP PROGRAM		0.00	0.00
TEXAS VINE GRANT			
=====			
308 101-2000	CLAIM ON CASH-TX VINE GRANT	0.00	
TOTAL 308-TEXAS VINE GRANT		0.00	0.00
4/H ACTIVITY CENTER			
=====			
310 101-2000	CLAIM ON CASH-4/H ACTIVITY CNT	6,582.26	
TOTAL 310-4/H ACTIVITY CENTER		6,582.26	0.00
AIRPORT FUND			
=====			
321 101-2000	CLAIM ON CASH-AIRPORT FUND	407,064.83	
321 101-3000	CASH IN BANK/AIRPORT DRAFTING	244,558.76	
321 151-1000	TREASURY BILLS		0.00
321 151-1001	TEXPOOL INVESTMENTS		0.00
321 151-1005	LOCAL GOVT. INVEST COOP		0.00
TOTAL 321-AIRPORT FUND		651,623.59	0.00
AIRPORT GRANT FUND			
=====			
322 101-2000	CLAIM ON CASH-AIRPORT GRANT	0.00	
TOTAL 322-AIRPORT GRANT FUND		0.00	0.00

CASH &amp; INVESTMENTS BY FUND

AS OF: MAY 31ST, 2021

MAY 31ST, 2021

FUND ACCT. NO.	ACCOUNT NAME	CASH	INVESTMENTS
<b>AIRPORT CAPITAL PROJECTS</b>			
=====			
323 101-2000	CLAIM ON CASH-AIRP CAPITAL PRO	261,533.55	
		-----	-----
	TOTAL 323-AIRPORT CAPITAL PROJECTS	261,533.55	0.00
		-----	-----
<b>SPECIAL SERVICE FUND</b>			
=====			
330 101-2000	CLAIM ON CASH-SPECIAL SERVICE	739,660.23	
		-----	-----
	TOTAL 330-SPECIAL SERVICE FUND	739,660.23	0.00
		-----	-----
<b>JAG-REG TASK FORCE APPREH</b>			
=====			
331 101-2000	CLAIM ON CASH-JAG REG TASK FOR	0.00	
		-----	-----
	TOTAL 331-JAG-REG TASK FORCE APPREH	0.00	0.00
		-----	-----
<b>OOG FY 2020 CESF</b>			
=====			
332 101-2000	CLAIM ON CASH-OOG FY2020 CESF	( 2,582.35)	
		-----	-----
	TOTAL 332-OOG FY 2020 CESF	( 2,582.35)	0.00
		-----	-----
<b>BJA FY 2020 CESF</b>			
=====			
333 101-2000	CLAIM ON CASH-BJA FY 2020 CESF	0.00	
		-----	-----
	TOTAL 333-BJA FY 2020 CESF	0.00	0.00
		-----	-----
<b>SWB RURAL LAW ENFORCEMENT</b>			
=====			
334 101-2000	CLAIM ON CASH-SWB RURAL LAW EN	0.00	
		-----	-----
	TOTAL 334-SWB RURAL LAW ENFORCEMENT	0.00	0.00
		-----	-----
<b>STONEGARDEN GRANT</b>			
=====			
336 101-2000	CLAIM ON CASH-STONEGARDEN GNT	( 117,976.78)	
		-----	-----
	TOTAL 336-STONEGARDEN 2010SST0-0008	( 117,976.78)	0.00
		-----	-----

## CASH &amp; INVESTMENTS BY FUND

AS OF: MAY 31ST, 2021

MAY 31ST, 2021

FUND	ACCT. NO.	ACCOUNT NAME	CASH	INVESTMENTS
<b>JAG-LESS LETHAL FORCE</b>				
=====				
337	101-2000	CLAIM ON CASH-JAG LESS LETHAL	0.00	
TOTAL 337-JAG-LESS LETHAL FORCE			0.00	0.00
<b>CLICK IT OR TICKET</b>				
=====				
338	101-2000	CLAIM ON CASH-GCRPC 9-1-1	97,655.95	
TOTAL 338-GCRPC - 9-1-1 ALLOCATION			97,655.95	0.00
<b>BYRNE JAG PROGRAM</b>				
=====				
339	101-2000	CLAIM ON CASH-BYRNE JAG PROG	0.00	
TOTAL 339-BYRNE JAG PROGRAM			0.00	0.00
<b>HIGH INTENSITY DRUG TRAF</b>				
=====				
340	101-2000	CLAIM ON CASH-HIGH INTENSITY	( 34,044.14)	
TOTAL 340-HIGH INTENSITY DRUG TRAFF			( 34,044.14)	0.00
<b>GCRPC SOLID WASTE GRANT</b>				
=====				
341	101-2000	CLAIM ON CASH-GCRPC SOLID WAST	0.00	
TOTAL 341-GCRPC SOLID WASTE GRNT			0.00	0.00
<b>RIFLE REST BODY ARM GNT</b>				
=====				
343	101-2000	CLAIM ON CASH-RIFLE RESIT BODY	0.00	
TOTAL 343-RIFLE RESIT BODY ARMOR GN			0.00	0.00
<b>FIREFIGHTERS GRANT</b>				
=====				
344	101-2000	CLAIM ON CASH-FIREFIGHTERS GNT	0.00	
TOTAL 344-FIREFIGHTERS GRANT			0.00	0.00

CASH & INVESTMENTS BY FUND

AS OF: MAY 31ST, 2021      MAY 31ST, 2021

FUND ACCT. NO.	ACCOUNT NAME	CASH	INVESTMENTS
<b>FERAL HOG GRANT</b>			
=====			
345 101-2000	CLAIM ON CASH-FERAL HOG GRANT	( 4,815.73)	
TOTAL 345-FERAL HOG GRANT		( 4,815.73)	0.00
-----			
<b>TXCDBG WCID1 BLOOMINGTON</b>			
=====			
346 101-2000	CLAIM ON CASH-WCID1 BLOOMING	0.00	
TOTAL 346-TXCDBG GNT-WCID1 BLOOM.		0.00	0.00
-----			
<b>TXCDBG WCID2 PLACEDO</b>			
=====			
347 101-2000	CLAIM ON CASH-WCID2 PLACEDO	5,562.50	
TOTAL 347-TXCDGB GNT- WCID2 PLACEDO		5,562.50	0.00
-----			
<b>CDBG HURRICANE HARVEY DR</b>			
=====			
348 101-2000	CLAIM ON CASH-CDBG HUR HARVEY	0.00	
TOTAL 348-CDBG HURRICANE HARVEY DR		0.00	0.00
-----			
<b>STATE FEE ACCOUNT</b>			
=====			
350 101-2000	CLAIM ON CASH-STATE FEE FD	164,995.60	
TOTAL 350-STATE FEE ACCOUNT		164,995.60	0.00
-----			
<b>PESC MENTAL HEALTH DEPUTY</b>			
=====			
355 101-2000	CLAIM ON CASH-PESC MENTAL HLTH	( 1,455.78)	
TOTAL 355-PESC MENTAL HEALTH DEPUTY		( 1,455.78)	0.00
-----			
<b>MENTAL HLTH PEACE OFF FD</b>			
=====			
356 101-2000	CLAIM ON CASH-MENTAL SO/GB	( 63,387.42)	
TOTAL 356-MENTAL HEALTH PEACE OFF		( 63,387.42)	0.00
-----			



CASH &amp; INVESTMENTS BY FUND

AS OF: MAY 31ST, 2021

MAY 31ST, 2021

FUND ACCT. NO.	ACCOUNT NAME	CASH	INVESTMENTS
BISD SCHOOL RESOURCE OFF =====			
358 101-2000	CLAIM ON CASH-BISD SCHL RESOUR	( 5,711.12)	
TOTAL 358-BISD SCHOOL RESOURCE OFF		( 5,711.12)	0.00
SHERIFF'S FORFEITURE FD =====			
360 101-2000	CLAIM ON CASH-SHERIFF FORFEIT	470,667.15	
360 151-1001	TEXPOOL INVESTMENTS		0.00
360 151-1005	LOCAL GOVT. INVEST. COOP.		0.00
TOTAL 360-SHERIFF'S FORFEITURE FUND		470,667.15	0.00
SHERIFF'S DONATION FUND =====			
361 101-2000	CLAIM ON CASH-SHERIFF DONATION	260.70	
TOTAL 361-SHERIFF'S DONATION FUND		260.70	0.00
SHER DOJ FEDERAL FORFEIT =====			
362 101-2000	CLAIM ON CASH-SO DOJ FED FORFE	166,677.81	
TOTAL 362-SHERIFF DOJ FED. FORFEIT.		166,677.81	0.00
CDA CONTRABAND FORFEITURE =====			
370 101-2000	CLAIM ON CASH-CDA CONTRA FORF	867,144.93	
370 151-1005	LOCAL GOVT. INVEST. COOP.		0.00
TOTAL 370-CDA CONTRABAND FORFEITURE		867,144.93	0.00
CDA DOJ EQUITABLE SHARE =====			
371 101-2000	CLAIM ON CASH-CDA DOJ EQUIT	1,103.62	
TOTAL 371-CDA DOJ EQUITABLE SHARE		1,103.62	0.00
SHERIFF DOT FEDERAL FORF =====			
372 101-2000	CLAIM ON CASH-SO DOT FED FORF.	271,196.16	
TOTAL 372-SHERIFF DOT FEDERAL FORF		271,196.16	0.00

CASH & INVESTMENTS BY FUND

AS OF: MAY 31ST, 2021                      MAY 31ST, 2021

FUND ACCT. NO.	ACCOUNT NAME	CASH	INVESTMENTS
<b>SHERIFF COMMISSARY FUND</b>			
=====			
380 101-2000	CLAIM ON CASH-SHER. COMMISSARY	394,997.37	
TOTAL 380-SHERIFF COMMISSARY FUND		394,997.37	0.00
<b>JUVENILE COMMISSARY FUND</b>			
=====			
390 101-2000	CLAIM ON CASH-JUV COMMISSARY	7,525.56	
TOTAL 390-JUVENILE COMMISSARY FUND		7,525.56	0.00
<b>NATIONAL SCHOOL LUNCH PRG</b>			
=====			
392 101-2000	CLAIM ON CASH-NSLP	( 15,420.43)	
TOTAL 392-NATIONAL SCHOOL LUNCH PRG		( 15,420.43)	0.00
<b>VISD SRO REIMBURSEMENT</b>			
=====			
395 101-2000	CLAIM ON CASH-VISD SRO REIMB	( 61,561.15)	
TOTAL 395-VISD SRO REIMBURSEMENT		( 61,561.15)	0.00
<b>HEALTH INSURANCE FUND</b>			
=====			
410 101-2000	CLAIM ON CASH-HEALTH INSUR	( 378,777.61)	
410 101-3000	CASH IN BANK/BOON CHAPMAN	25.04	
TOTAL 410-HEALTH INSURANCE FUND		( 378,752.57)	0.00
<b>EMPLOYEE BENEFIT FUND</b>			
=====			
420 101-2000	CLAIM ON CASH-EMPLOYEE BENEF	6,155.29	
TOTAL 420-EMPLOYEE BENEFIT FUND		6,155.29	0.00
<b>ELECTIONS ADM SPECIAL</b>			
=====			
450 101-2000	CLAIM ON CASH-ELECT ADM SPEC	( 12,681.71)	
TOTAL 450-ELECTIONS ADM SPECIAL		( 12,681.71)	0.00

CASH & INVESTMENTS BY FUND

AS OF: MAY 31ST, 2021

MAY 31ST, 2021

FUND	ACCT. NO.	ACCOUNT NAME	CASH	INVESTMENTS
HAVA ELCTN SECURITY GRANT				
=====				
454	101-2000	CLAIM ON CASH-HAVA ELECTN SECU	19,709.27	
TOTAL 454-HAVA ELECTN SECURITY GRNT			19,709.27	0.00
HELP AMERICA VOTE GRANT				
=====				
455	101-2000	CLAIM ON CASH-HELP AMER VOTE	0.00	
TOTAL 455-HELP AMERICA VOTE GRANT			0.00	0.00
CTCL GRANT				
=====				
456	101-2000	CLAIM ON CASH-CTCL GRANT	0.00	
TOTAL 456-CTCL GRANT			0.00	0.00
ELECTIONS CHAPTER 19				
=====				
457	101-2000	CLAIM ON CASH-ELECT CHAPT 19	( 75.98)	
TOTAL 457-ELECTIONS CHAPTER 19 FD			( 75.98)	0.00
TAX ASSESSOR SPECIAL				
=====				
499	101-3000	SPECIAL INVENTORY ACCT.	388,711.47	
TOTAL 499-TAX ASSESSOR SPECIAL			388,711.47	0.00
HISTORICAL COMMISSION				
=====				
500	101-2000	CLAIM ON CASH-HISTORICAL COMM	19,576.22	
TOTAL 500-HISTORICAL COMMISSION			19,576.22	0.00
TX HIST COMM CLG GRANT				
=====				
505	101-2000	CLAIM ON CASH-TX HIST COMM CL	0.00	
TOTAL 505-TX HIST COMM CLG GRANT			0.00	0.00

CASH &amp; INVESTMENTS BY FUND

AS OF: MAY 31ST, 2021

MAY 31ST, 2021

FUND ACCT. NO.	ACCOUNT NAME	CASH	INVESTMENTS
<b>CHILD WELFARE BOARD</b>			
=====			
515 101-2000	CLAIM ON CASH-CHILD WELFARE BD	12,028.02	
		-----	-----
	TOTAL 515-CHILD WELFARE BOARD	12,028.02	0.00
		-----	-----
<b>REBUILD TEXAS FUND</b>			
=====			
550 101-2000	CLAIM ON CASH-REBUILD TX FUND	41,327.23	
		-----	-----
	TOTAL 550-REBUILD TEXAS FUND	41,327.23	0.00
		-----	-----
<b>DEBT SERVICE</b>			
=====			
700 101-2000	CLAIM ON CASH-DEBT SERVICE	839,415.77	
		-----	-----
	TOTAL 700-DEBT SERVICE	839,415.77	0.00
		-----	-----
<b>LAW LIBRARY FUND</b>			
=====			
720 101-2000	CLAIM ON CASH-LAW LIBRARY FD	36,946.22	
		-----	-----
	TOTAL 720-LAW LIBRARY FUND	36,946.22	0.00
		-----	-----
<b>LTR GRP RENOVATN RETAIN</b>			
=====			
771 101-2000	CLAIM ON CASH-LTR GRP RETAIN	0.00	
		-----	-----
	TOTAL 771-LTR GRP RENOVATN RETAIN	0.00	0.00
		-----	-----
<b>VICTORIA HEALTH DEPT</b>			
=====			
800 101-2000	CLAIM ON CASH-HEALTH DEPT	( 719,428.42)	
800 101-3000	CASH IN BANK/HLTH 340B DRAFT.	347,636.17	
		-----	-----
	TOTAL 800-VICTORIA HEALTH DEPT.	( 371,792.25)	0.00
		-----	-----
<b>TX A&amp;M UNIV HLTH SCIENCE</b>			
=====			
801 101-2000	CLAIM ON CASH-TX A&M HLTH SCI	5,628.25	
		-----	-----
	TOTAL 801-TX A&M UNIV HLTH SCIENCE	5,628.25	0.00
		-----	-----

CASH &amp; INVESTMENTS BY FUND

AS OF: MAY 31ST, 2021

MAY 31ST, 2021

FUND	ACCT. NO.	ACCOUNT NAME	CASH	INVESTMENTS
MEDICAID ADM CLAIM FD				
=====				
802	101-2000	CLAIM ON CASH-MEDICAID ADM CLM	47,422.85	
TOTAL 802-MEDICAID ADM CLAIMS FD			47,422.85	0.00
-----				
TEXAS HOME VISITING GNT				
=====				
803	101-2000	CLAIM ON CASH-TX HOME VISITING	( 76,471.73)	
TOTAL 803-TEXAS HOME VISITING GRANT			( 76,471.73)	0.00
-----				
HOGG FOUNDATION GRANT				
=====				
804	101-2000	CLAIM ON CASH-HOGG FOUNDAT.	61,219.41	
TOTAL 804-HOGG FOUNDATION GNT			61,219.41	0.00
-----				
HURRICANE PUBLIC HLTH GNT				
=====				
805	101-2000	CLAIM ON CASH-HURRICANE PUBLIC	( 3,349.88)	
TOTAL 805-HURRICANE PUBLIC HLTH GNT			( 3,349.88)	0.00
-----				
AMERICARES				
=====				
806	101-2000	CLAIM ON CASH-AMERICARES	0.00	
TOTAL 806-AMERICARES			0.00	0.00
-----				
VICTORIA WIC PROGRAM				
=====				
810	101-2000	CLAIM ON CASH-WIC PROGRAM	( 40,544.46)	
TOTAL 810-VICTORIA WIC PROGRAM			( 40,544.46)	0.00
-----				
NAVARRO PROJECT FUND				
=====				
845	101-2000	CLAIM ON CASH-NAVARRO LEASE	0.00	
845	101-3000	CASH/BK NY/INTEREST	0.00	
845	101-3001	CASH/BK NY/PRINCIPAL	0.00	
845	101-3002	CASH/BK NY/PROJECT	0.00	
845	101-3003	CASH/BK NY/RESERVE (2017)	0.00	
845	151-1001	MONEY MARKET MUTUAL FDS		0.00
845	151-1002	GOVERNMENT SECURITIES		0.00

## CASH &amp; INVESTMENTS BY FUND

AS OF: MAY 31ST, 2021

MAY 31ST, 2021

FUND ACCT. NO.	ACCOUNT NAME	CASH	INVESTMENTS
845 151-1006	INVESTORS CASH TRUST		0.00
TOTAL 845-NAVARRO PROJECT FUND		0.00	0.00
FLEXIBLE BENEFITS PLAN			
=====			
870 101-2000	CASH-FLEX BEN-DENTAL, LIFE,VSN	21,925.28	
870 101-3000	CASH IN BANK/PROSPERITY BANK	79,356.69	
TOTAL 870-FLEXIBLE BENEFITS PLAN		101,281.97	0.00
LEOSE FUND			
=====			
880 101-2000	CLAIM ON CASH-LEOSE FUND	61,618.47	
TOTAL 880-LEOSE FUND		61,618.47	0.00
TOTAL CASH AND INVESTMENTS		75,080,926.75	12,286,073.12

\*\*\* END OF REPORT \*\*\*

Pooled Cash	(36,899,995.54)	12,286,073.12
	<u>38,180,931.21</u>	<u>12,286,073.12</u>



FUND ACCT. NO.	ACCOUNT NAME	CASH	INVESTMENTS
VICTORIA COUNTY HOSPITAL			
820	101-1000 HOSPITAL FUND	58,544,835.45	
820	101-2004 CMC 125 PLAN	158,964.09	
820	101-2010 CMC BONDS 2019	7,841,229.50	
820	101-3000 CMC ACCTS PAYABLE	( 1,007,810.79)	
820	101-4000 CMC PAYROLL	3.32	
820	101-4100 CMC MEDICAL PROFESS #214125768	100.00	
820	101-4105 CMC MEDICAL PROFESS #217301213	11,179,625.03	
820	101-4200 CMC WEIGHT MANAGEMENT CNTR	534,624.92	
820	101-4300 CMC HOME HEALTH AGENCY	4,726,917.64	
820	101-5001 ARBORETUM NURSE /REHAB/WINNIE	0.00	
820	101-5002 MATAGORDA NURSING & REHAB	18,018.18	
820	101-5003 TWIN PINES NURSING & REHAB	329,670.54	
820	101-5004 SHADY OAKS NURSING & REHAB	113,391.63	
820	101-5005 AMISTAD NURSING & REHAB	0.00	
820	101-5006 GANADO NURSING & REHAB	85,095.29	
820	101-5007 CUERO NURSING & REHAB	6,797.70	
820	101-5008 STEVENS NURSE & REHAB/HALLETTS	404,270.98	
820	101-5009 PORT LAVACA NURSING & REHAB	1,039.59	
820	101-5010 SOUTHBROOKE NURSING & REHAB	0.00	
820	101-5011 WHARTON NURSING & REHAB	0.00	
820	101-5012 YOAKUM NURSING & REHAB	0.00	
820	101-5100 CUERO NURSING & REHAB-HUD	296,099.75	
820	101-5105 STEVENS NURSE & REHAB-HUD	147,275.46	
820	101-5110 PORT LAVACA NURSE & REHAB-HUD	208,354.69	
820	101-5115 SOUTHBROOKE NURSE&REHAB-HUD	188,974.05	
820	101-5120 WHARTON NURSING& REHAB-HUD	225,751.56	
820	101-5125 YOAKUM NURSING & REHAB-HUD	40,216.75	
820	101-5130 MATAGORDA NURSING & REHAB-HUD	41,207.34	
820	101-5135 TWIN PINES NURSING & REHAB-HUD	401.01	
820	101-5140 GANADO NURSING & REHAB-HUD	2,730.92	
820	151-1004 CERTIFICATES OF DEPOSIT		0.00
820	151-1005 LOCAL GOVT. INVEST. COOP.		0.00
TOTAL 820-VICTORIA COUNTY HOSPITAL		84,087,784.60	0.00
TOTAL CASH AND INVESTMENTS		84,087,784.60	0.00

\*\*\* END OF REPORT \*\*\*

## CD INVESTMENTS GENERAL FUND

PERIOD ENDING 5/31/2021

ISSUER	CUSIP	BROKER	TERM	% EARN	BOOK VALUE	SETTLE	MATURE	MKT P
KESSLER FEDERAL CREDIT UNION	49254FAJ5	MBS	30	3.00%	\$ 245,000.00	1/31/2019	7/30/2021	10
KERN SCHOOL FEDERAL CREDIT UNION	49228XAA8	MBS	36	2.80%	\$ 245,000.00	2/27/2019	2/28/2022	10
MORGAN STANLY PRIVATE BANK NATIONAL ASSN GOLDMAN SACHS	61760AWX3 38148P4N4	MBS	36	2.75%	\$ 245,000.00	3/7/2019	3/7/2022	10
MEDALLION BANK SALT LAKE CITY UT	58404DDP3	MBS	36	2.90%	\$ 245,000.00	1/30/2019	1/31/2022	10
SIGNAT BANK ARKANSAS FAYETTEVILLE	82669LJC8	MBS	36	2.70%	\$ 245,000.00	3/22/2019	3/22/2022	10
BANK OF NEW ENGLAND SALEM NH	06426KBB3	MBS	36	2.50%	\$ 245,000.00	5/17/2019	5/17/2022	10
TIAA FSB JACKSONVILLE FL	87270LCE1	MBS	36	2.45%	\$ 245,000.00	5/23/2019	5/23/2022	10
CAPITAL ONE BANK USA NATL ASSN GLEN ALLEN CA	14042TAN7	MBS	35	2.50%	\$ 245,000.00	5/17/2019	5/17/2022	10
UBS BANK USA SALT LAKE CITY UT	90348BJLQ1	MBS	24	2.45%	\$ 200,000.00	6/10/2019	5/23/2022	10
VERUS BANK COMMERCE FT COLLINS CO	92535LCG7	MBS	24	2.45%	\$ 245,000.00	6/10/2019	6/7/2021	10
BAR HARBOR BK&TR ME	066851WU6	MBS	24	2.20%	\$ 245,000.00	6/28/2019	6/28/2021	10
LUANA SAVINGS BANK IOWA	549104GV3	MBS	24	2.05%	\$ 245,000.00	6/28/2019	6/28/2021	10
BALBOA THRIFT & LOAN ASSN CHULA VISTA CA	05765LAX5	MBS	36	2.20%	\$ 245,000.00	6/21/2019	6/21/2022	10
UNITED BANKERS BANK BLOOMINGTON MN	909557JE1	MBS	36	2.00%	\$ 245,000.00	7/19/2019	7/18/2022	10
1ST SOURCE BANK SOUTH BEND IN	33646CLH5	MBS	30	2.00%	\$ 245,000.00	7/24/2019	1/24/2022	10
BARCLAYS BANK DEL RETAIL	06740KNF0	MBS	35	2.00%	\$ 245,000.00	7/11/2019	6/13/2022	10
HANMI BANK LOS ANGELES CA	410493ELO	MBS	24	2.00%	\$ 245,000.00	7/19/2019	7/17/2021	10
CONGRESSIONAL BANK POTPMAC MD	20726ABB3	MBS	36	2.00%	\$ 245,000.00	7/19/2019	7/19/2022	10
FIRST NATL BANK PARAGOULD ARK	32114LBN8	MBS	28	2.00%	\$ 245,000.00	7/24/2019	11/24/2021	10
THREE RIVERS CREDIT UNION FT WAYNE IN	88563LAH0	MBS	36	2.00%	\$ 245,000.00	7/26/2019	7/26/2022	10
CIT BANK NAT ASSN PASADENA CA	12556LBB1	MBS	24	2.10%	\$ 245,000.00	8/1/2019	8/2/2021	10
RAYMOND JAMES BANK NATL ASSN	75472RAC5	MBS	36	1.95%	\$ 245,000.00	8/23/2019	8/23/2022	10
STERLING BANK POPLAR BLUFF MO	85916VDL6	MBS	36	1.90%	\$ 245,000.00	8/23/2019	8/23/2022	10
FIRST FARMERS BK&TR CONVERSE IN	320165JL8	MBS	37	1.75%	\$ 245,000.00	9/6/2019	10/6/2022	10
COMMUNITY FIST BANK KOKOMO IN	20368TCN8	MBS	24	1.65%	\$ 245,000.00	9/6/2019	9/3/2021	10
FIRST NATL BANK AMER EAST LANSING MI	32110YNA9	MBS	24	1.65%	\$ 245,000.00	9/12/2019	9/13/2021	10
FIRST NATL BANK SYRACUSE JOHNSON KS	334342CG5	MBS	24	1.60%	\$ 245,000.00	9/17/2019	9/17/2021	10
MAPLE BANK CHAMPLIN MN	565109BP9	MBS	26	1.70%	\$ 245,000.00	9/18/2019	11/18/2021	10
ENCORE BANK LITTLE ROCK AR	29260MAP0	MBS	30	1.70%	\$ 245,000.00	10/11/2019	4/11/2022	10
WELL FARGO NATL BANK WEST LAS VEGAS NV	949495AT2	MBS	30	1.70%	\$ 245,000.00	10/23/2019	4/25/2022	10
SOMERSET TRUST CO PA	835104BW9	MBS	36	1.90%	\$ 245,000.00	1/29/2020	1/30/2023	10
SYNOVUS BANK COLUMBUS GA	87164DQB9	MBS	18	1.65%	\$ 245,000.00	1/30/2020	7/30/2021	10
			18	1.65%	\$ 245,000.00	1/30/2020	7/30/2021	10

## CD INVESTMENTS GENERAL FUND

ISSUER

PERIOD ENDING 5/31/2021

ISSUER	CUSIP	BROKER	TERM	% EARN	BOOK VALUE	SETTLE	MATURE	MKT P
NEXTIER BANK N A KITTANNING PA	65344AAB1	MBS	24	1.60%	\$ 245,000.00	2/21/2020	2/22/2022	10
EAGLE BANK BETHESDA MD	27002YEU6	MBS	30	1.60%	\$ 245,000.00	2/12/2020	8/12/2022	10
ALMA BANK ASTORIA NY	020080BR7	MBS	36	1.60%	\$ 245,000.00	2/7/2020	2/7/2023	10
MORGAN STANLY PRIVATE BANK	61760A6Q7	MBS	36	1.85%	\$ 245,000.00	1/30/2020	1/30/2023	10
LIVE OAK BANKING CO	538036JZ8	MBS	36	1.55%	\$ 245,000.00	3/6/2020	3/6/2023	10
AXOS BANK	05465DAG3	MBS	36	1.60%	\$ 245,000.00	3/26/2020	3/27/2023	10
GREENSTATE CREDIT UNION	39573LBF4	MBS	36	0.045%	\$ 249,000.00	5/14/2021	5/14/2024	10
NEW YORK COMMUNITY BANK	649447UP2	MBS	36	0.035%	\$ 249,000.00	5/28/2021	6/3/2024	10
				1.94%	10,008,000.00			101.51



INTEREST EARNED STATEMENT  
MAY 2021

FUND	FUND NAME	2018	2019	2020	2021 YR TO DATE	CURRENT MONTH
100	GENERAL FUND	466,648.37	587,193.96	394,512.17	93,530.48	15,707.91
200	ROAD & BRIDGE FUND	75,845.46	107,701.21	29,957.88	779.02	45.15
700	DEBT SERVICE	10,491.55	16,599.52	5,297.82	169.00	7.35
770	CAPITAL PROJECTS	0.00	0.00	0.00	0.00	0.00
	<b>Sub-Total Budgeted Funds</b>	<b>552,985.38</b>	<b>711,494.69</b>	<b>429,767.87</b>	<b>94,478.50</b>	<b>15,760.41</b>
119	CLERK'S ARCHIVE	5551.35	4,809.15	1339.90	49.33	2.80
150	TAX SALES	552.17	552.17	188.95	9.99	1.07
190	AMERICAN RESCUE PLAN	0.00	0.00	0.00	27.80	27.80
231	JUVENILE PROBATION	0.00	0.00	26.58	0.00	0.00
240	DRUG COURTS PROGRAM	256.25	364.14	90.63	0.65	0.02
300	CDA PROCESSING FEE	168.15	113.51	56.08	1.47	0.15
310	4-H ACTIVITY CENTER	120.37	162.21	41.40	1.03	0.06
320	AIRPORT DRAFTING	351.11	351.11	2580.64	119.70	6.02
321	AIRPORT	2244.67	4,517.73	0.00	0.00	0.00
330	SPECIAL SERVICE	9596.57	9,179.04	2006.11	81.33	4.12
338	GCRP 911	275.60	275.60	459.94	16.13	0.86
360	SHERIFF'S FORFEITURE	7251.10	9,444.59	2569.35	64.92	4.15
361	SHERIFF'S DONATION	8.47	6.08	1.50	0.03	0.00
362	SHERIFF'S DOJ	4965.25	6,544.45	1712.99	28.32	1.46
370	CDA CONTRABAND FORFEIT.	10490.95	14,327.42	4629.56	142.49	7.63
371	CDA DOJ EQUITABLE SHARE	17.69	23.69	6.32	0.18	0.01
372	SHERIFF DOT FED FORFEIT	1369.73	2,241.60	1556.92	44.77	2.38
380	SHERIFF COMMISSARY	3954.32	5,771.00	1516.82	58.30	2.90
390	JUVENILE COMMISSARY	112.82	155.19	42.12	1.23	0.07
410	HEALTH INSURANCE	9542.34	2,826.58	520.89	25.04	3.80
450	ELECTION ADMINISTRATOR	255.79	603.90	112.79	1.38	0.04
454	HAVA SECURITY GRANT	0.00	0.00	8.79	3.48	0.17
455	HELP AMERICA VOTE GRANT	0.00	0.00	23.10	0.38	0.00
499	TAX ASSESSOR SPECIAL	8572.46	12,336.30	2132.62	65.74	2.53
500	HISTORICAL COMMISSION	406.58	465.73	115.82	3.27	0.17
771	LONG TERM RENO RETAIN	0.00	0.00	47.36	5.90	0.00
800	HEALTH DEPT DRAFTING	179.54	344.06	134.86	28.71	3.03
870	FLEXIBLE BENEFIT PLAN	817.46	1,462.81	452.24	15.21	0.67
820	HOSPITAL	522103.44	660,159.66	218255.08	8,991.53	492.21
820	CMC 125 PLAN	2738.71	3,574.47	919.23	27.76	1.42
830	CMC ACCOUNTS PAYABLE	19037.56	21,179.25	6,180.52	201.40	8.51
840	CMC PAYROLL	6975.28	8,995.36	2,510.40	73.48	3.32
820	CMC MEDICAL PROFESSIONAL	79628.52	150,498.80	28,373.70	1,158.53	91.00
820	CMC HOME HEALTH	15579.84	45,408.24	17,674.68	677.42	39.71
820	CMC WEIGHT MGMT	6202.93	9,384.11	2,669.80	82.17	4.55
820	CMC NURSING HOMES	25035.19	31,354.07	8,031.76	193.14	9.76
950	NAVIGATION DISTRICT	85119.55	145,379.51	43,977.79	1,320.39	72.30
950	NAVIG CONSTRUCTION 2012A	1.98	0.23	0.00	0.00	0.00
950	NAVIG. CONSTRUCTION 2015	126550.67	78,476.12	6,262.51	182.86	10.88
950	NAVIG 2012A/B INT& SINKING	6909.40	9,613.21	3,205.40	91.64	6.30
950	NAVIG. INTEREST & SINKING	25.76	2.84	0.00	0.00	0.00
	<b>TOTAL</b>	<b>1,515,954.95</b>	<b>1,952,398.62</b>	<b>790,203.02</b>	<b>108,275.60</b>	<b>16,572.28</b>