

MINUTES OF COUNTY FINANCES
TREASURER'S REPORT
MONTHLY- AUGUST 2025

IN THE MATTER OF COUNTY FINANCES
IN THE HANDS OF PAIGE FOSTER
TREASURER OF VICTORIA COUNTY, TEXAS

COMMISSIONERS' COURT
VICTORIA COUNTY, TEXAS
IN SPECIAL SESSION
REGULAR TERM
SEPTEMBER 29, 2025


TOTAL IN BANK ACCOUNTS	\$34,276,037.89
TOTAL INVESTMENTS	\$46,014,348.92
TOTAL CASH AND INVESTMENTS	\$ 80,290,386.81

TOTAL MARKET VALUE OF COLLATERAL PLEDGED BY PROSPERITY BANK \$ 66,950,220.27


IN ACCORDANCE with Section 114.026, Local Government Code, we, the undersigned, constituting the entire Commissioners Court of said County, certify that on the 29th day of August 2025, at the Special Session of a Regular Term of Court. We compared and examined the monthly report of Paige Foster, Treasurer of Victoria County, Texas, for August 2025, and finding the same correct, entered an order in the Minutes approving said Report.


Ben Zeller, County Judge



Danny Garcia, Commissioner Pct. 1


Jason Clark, Commissioner Pct. 2


Shannon Martin, Commissioner Pct. 3




Kenneth Sexton, Commissioner Pct. 4

SWORN TO AND SUBSCRIBED BEFORE ME, by Ben Zeller, County Judge, and County Commissioners of said Victoria County, each respectively, on this the 29th day of September A.D., 2025.


Attest: Heidi Easley, County Clerk

FILED FOR RECORD THIS 29th Day of September A.D. 2025, and recorded on the 29th day of September, A.D. 2025.




Heidi Easley, County Clerk and
Ex-Officio Clerk of the Commissioners
Court in and for Victoria County, Texas.
By: 
Deputy Stefanie Tumlinson



MONTHLY REPORT OF

PAIGE FOSTER, COUNTY TREASURER

VICTORIA COUNTY, TEXAS

FOR THE MONTH OF AUGUST 2025

This report, presented for the approval of the Commissioners' Court, in accordance with Vernon's Texas Codes Annotated, Local Government Code, and Section 83.002 (a) (3), and Title 10, Chapter 2256, Government Code (Public Funds Investment Act), is true and correct to the best of my knowledge and belief, according to the records of this office.



PAIGE FOSTER
COUNTY TREASURER

VICTORIA COUNTY
INVESTMENTS ON HAND
AUGUST, 2025

FUND	DESCRIPTION	NET YIELD	MONTHLY INTEREST	INTEREST 2025	TOTAL INVESTMENT	MARKET VALUE	MARKET VALUE
VICTORIA COUNTY							
	TX CLASS POOL	4.39%	43,345.07	493,189.17	9,513,158.93	16.42%	9,513,158.93
	L.O.G.I.C. POOL	4.394%	35,457.54	235,929.45	9,535,806.52	16.46%	9,535,806.52
	CD'S MULTI BANK	4.340%	44,960.05	346,456.22	13,530,000.00	23.36%	13,588,452.60
	CD'S AMERIPRISE	4.550%		0.00	981,000.00	1.69%	986,790.87
	GOVERNMENT SECURITIES	4.010%	5,000.00	17,620.00	1,050,000.00	1.81%	1,049,392.50
	MULTI BANK CASH FND			0.00	0.00	0.00%	0.00
	AMERIPRISE MUTUAL FUNDS	4.000%	8,013.46	23,432.51	1,002.74	0.00%	1,002.74
	CASH ON HAND-COUNTY FUNDS	2.020%	46,688.63	397,495.35	23,313,190.39	40.25%	23,313,190.39
	TOTAL COUNTY FUNDS		163,464.75	1,514,122.80	57,924,158.58	100%	57,987,794.55
CITIZENS MEDICAL CENTER							
	TX CLASS POOL	4.41%	20,903.18	269,812.49	4,261,666.37	32.30%	4,261,666.37
	CMC NURSING HOMES	2.020%	1,193.97	8,942.20	898,092.01	6.81%	898,092.01
	CASH ON HAND-CITIZENS MEDICAL CENTER	2.020%	7,819.48	85,029.54	8,034,835.06	60.89%	8,034,835.06
	TOTAL HOSPITAL FUNDS		29,916.63	363,784.23	13,194,593.44	100%	13,194,593.44
NAVIGATION DISTRICT							
	TEXAS CLASS POOL	4.41%	27,741.60	199,730.21	7,141,714.36	77.87%	7,141,715.14
	CASH ON HAND TXLC CONSTRUCTION	2.020%	109.19	1,709.80	22,033.36	0.24%	22,033.36
	CASH ON HAND 2015 INTEREST & SINKING	2.020%	383.47	5,897.11	287,105.97	3.13%	287,105.97
	PROMOTION AND DEVELOPMENT FUND	2.020%	751.50	5,285.66	440,283.71	4.80%	440,283.71
	CASH ON HAND-2012A/B INTEREST/SINKING	2.020%	434.92	6,812.55	332,252.69	3.62%	332,252.69
	CASH ON HAND-NAVIGATION DISTRICT	2.020%	888.58	7,815.25	948,244.70	10.34%	948,244.70
	TOTAL NAVIGATION DIST FUNDS		30,309.26	227,250.58	9,171,634.79	100%	9,171,634.57
SUMMARY TOTAL PORTFOLIO							
	TOTAL COUNTY BANK FUNDS		46,688.63	397,495.35	23,313,190.39	29.0361%	23,313,190.39
	TOTAL HOSPITAL BANK FUNDS		9,013.45	93,971.74	8,932,927.07	11.1258%	8,932,927.07
	TOTAL NAVIGATION DISTRICT BANKFUNDS		2,567.66	27,520.37	2,029,920.43	2.5282%	2,029,920.43
	TOTAL BANK FUNDS	43%	58,269.74	518,987.46	34,276,037.89	42.69%	34,276,037.89
	CASH ON HAND - ALL FUNDS				34,276,037.89	42.69%	34,276,037.89
	PLEGGED SECURITIES - ALL FUNDS				66,950,220.27		58,531,478.57
	CERTIFICATES OF DEPOSIT	4.360%	44,960.05	346,456.22	14,511,000.00	18.07%	14,575,243.47
	MONEY MKT MUTUAL FUNDS	3.9900%	8013.46	23,432.61	1,002.74	0.00%	1,002.74
	POOLS	4.4012%	127,447.39	1,198,661.32	30,452,346.18	37.93%	30,452,346.98
	GOVERNMENT SECURITIES	4.010%		17,620.00	1,050,000.00	1.31%	1,049,392.50
	TOTAL INVESTMENTS	57%	180,420.90	1,586,170.15	46,014,348.92	57.31%	46,077,985.67
	TOTAL PORTFOLIO INCLUDING CASH	3.756%	243,690.64	2,105,157.61	80,290,386.81	100.00%	80,354,023.56

VICTORIA COUNTY
 POOL INVESTMENTS
 AUGUST 2025

	BEGIN BALANCE	RATE	CONTRIBUTIONS	WITHDRAWALS	INTEREST	END BALANCE	INTEREST YR TO DATE 2025	
COUNTY								
LOGIC COUNTY	\$ 9,500,348.98	4.39%			\$ 35,457.54	\$ 9,535,806.52	\$ 235,929.45	
TEXAS CLASS County	\$ 8,909,905.53	4.39%		3,500,000.00	\$ 26,127.69	\$ 5,436,033.22	\$ 349,308.58	
TEXAS CLASS County GOV	\$ -				\$ -	\$ -	\$ -	
TEXAS CLASS COB 2023	\$ 3,039,543.33	4.39%		\$ 1,000,000.00	\$ 9,670.90	\$ 2,049,214.23	\$ 115,969.11	
TX CLASS CO MENTAL HEALTH	\$ 2,020,365.00	4.39%			\$ 7,546.48	\$ 2,027,911.48	\$ 27,911.48	
TOTAL		4.39%			\$ 78,802.61	\$ 19,048,965.45	\$ 729,118.62	\$ 729,118.62
Texas class	average interest	4.39%			\$ 43,345.07	\$ 9,513,158.93	\$ 493,189.17	
HOSPITAL								
TEXAS CLASS CMC	\$ 5,740,763.19	4.39%		\$ 1,500,000.00	\$ 20,903.18	\$ 4,261,666.37	\$ 269,812.49	
TEXAS CLASS CMC GOV	\$ -				\$ -	\$ -	\$ -	
					\$ 20,903.18	\$ 4,261,666.37	\$ 269,812.49	\$ 269,812.49
NAVIGATION								
Texas Class Op Fund	\$ 3,536,034.66	4.39%	\$ 200,000.00	\$ 160,000.00	\$ 13,467.49	\$ 3,589,502.15	\$ 110,785.06	
Texas Class Const Fund	\$ 4,413,647.61	4.39%		875,709.51	\$ 14,274.11	\$ 3,552,212.21	\$ 88,945.15	
TOTAL		4.39%			\$ 27,741.60	\$ 7,141,714.36	\$ 199,730.21	\$ 199,730.21
		4.39%		TOTAL	\$ 127,447.39	\$ 30,452,346.18	\$ 1,198,661.32	\$ 1,198,661.32

CD INVESTMENTS GENERAL FUND
AUGUST 2025

ISSUER	CUSIP	BROKER	TERM	% EARN	BOOK VALUE	SETTLE	MATURE	MKT PRICE	MARKET VALUE
2025									
SPOKANE TEACHERS CR UN (68203)	849061AA4	MBS	36	4.990%	\$ 248,000.00	11/23/2022	11/24/2025	100.177	\$ 248,438.96
AUSTIN TELCO FED CR UN (4584)	052392CD7	MBS	36	4.990%	\$ 248,000.00	11/28/2022	11/28/2025	100.173	\$ 248,429.04
FIRST TECHNOLOGY FED	33715L-FM-7	MBS	30	5.130%	\$ 248,000.00	6/30/2023	12/30/2025	100.316	\$ 248,783.68
2026									
BRENTWOOD BK	107219BP1	AMB	33	4.690%	\$ 249,000.00	4/18/2024	1/16/2026	100.223	\$ 249,555.27
LIBERTY FIRST CR UN	530520AF2	MBS	36	4.490%	\$ 249,000.00	2/3/2023	2/3/2026	100.185	\$ 249,460.65
FIRST UTD BK & TR	33742CCQ8	MBS	36	4.240%	\$ 249,000.00	3/8/2023	2/9/2026	100.090	\$ 249,224.10
SANDY SPRINGS BK	800364EX5	MBS	36	4.870%	\$ 244,000.00	3/14/2023	3/16/2026	100.451	\$ 245,100.44
BANK OF America na	06051XCQ3	AMB	24	4.780%	\$ 244,000.00	4/18/2024	4/20/2026	100.516	\$ 245,259.04
FLAGSTAR BANK NA (32541)	33847GHG0	MBS	24	4.960%	\$ 243,000.00	5/23/2024	5/22/2026	100.726	\$ 244,764.18
MARINE FDU (312977)	56824JBF0	MBS	18	4.240%	\$ 249,000.00	11/27/2024	5/27/2026	100.231	\$ 249,575.19
DORT FINL CR UN	25844MBE7	MBS	36	5.000%	\$ 246,000.00	6/28/2023	6/29/2026	100.906	\$ 248,228.76
JOHN MARSHALL BANK (#58243)	47804GLQ4	MBS	18	3.800%	\$ 249,000.00	10/25/2024	7/27/2026	99.877	\$ 248,693.73
TRADITIONAL BK INC	89268YBN4	MBS	30	3.990%	\$ 210,000.00	10/16/2204	8/13/2026	100.056	\$ 210,117.60
BRADESCO BK (21265)	10421ABK2	MBS	18	4.190%	\$ 244,000.00	2/19/2025	8/19/2026	100.212	\$ 244,517.28
B1bank	098079BG0	MBS	30	4.610%	\$ 249,000.00	3/18/2024	9/15/2026	100.728	\$ 250,812.72
BANC OF CALIFORNIA (24045)	05890QDS0	MBS	18	4.090%	\$ 244,000.00	3/20/2025	9/21/2026	100.177	\$ 244,431.88
SIGNATURE BK OF ARKANSAS	82669LLL5	MBS	18	3.990%	\$ 249,000.00	3/26/2025	9/28/2026	100.081	\$ 249,201.69
AMERICAN COMMERCIAL BANK AND TRUST NA	02519ADP9	MBS	18	3.850%	\$ 249,000.00	4/25/2025	10/26/2026	99.913	\$ 248,783.37
NICOLET NATL BK	654062LW6	MBS	30	4.750%	\$ 249,000.00	4/30/2024	10/30/2026	100.995	\$ 251,477.55
ALLIANT CR UN CHICAGO	01882MAJ1	MBS	36	5.480%	\$ 248,000.00	11/20/2023	11/20/2026	102.005	\$ 252,972.40
DMB COMMUNITY BANK (14769)	23322GW45	MBS	30	4.560%	\$ 249,000.00	6/6/2024	12/4/2026	100.84	\$ 251,091.60
2027									
MERRICK BK	59013K3J3	MBS	24	3.990%	\$ 249,000.00	1/2/2025	1/4/2027	100.129	\$ 249,321.21
SOUND CR	83616HAE4	MBS	36	4.180%	\$ 249,000.00	1/31/2025	2/1/2027	100.409	\$ 250,018.41
OREGON CMNTY CR UN	68584JAP4	MBS	36	4.270%	\$ 249,000.00	2/9/2024	2/9/2027	100.558	\$ 250,389.42
UNIVEST BANK & TRUST	91527PCJ4	MBS	36	4.550%	\$ 249,000.00	3/13/2024	3/15/2027	101.033	\$ 251,572.17
CARTER BANK & TRUST	146102AN8	MBS	36	4.550%	\$ 249,000.00	3/20/2024	3/22/2027	101.049	\$ 251,612.01

CD INVESTMENTS GENERAL FUND
AUGUST 2025

ISSUER	CUSIP	BROKER	TERM	% EARN	BOOK VALUE	SETTLE	MATURE	MKT PRICE	MARKET VALUE
MOUNTAIN COMM BK	62400PKT6	AMB	36	4.560%	\$ 244,000.00	4/15/2024	4/15/2027	101.085	\$ 246,647.40
UNITED BANKERS BK	909557LK4	MBS	27	4.030%	\$ 249,000.00	1/31/2025	4/30/2027	100.269	\$ 249,669.81
LINCOLN SVGS BK (#14207)	534732CX8	MBS	24	3.940%	\$ 245,000.00	5/14/2025	5/14/2027	100.077	\$ 245,188.65
WELLS FARGO BK N A (3511)	949764NJ9	MBS	36	4.770%	\$ 248,000.00	5/14/2024	5/14/2027	101.601	\$ 251,970.48
CELTIC BANK (#57056)	15118RW37	MBS	18	3.890%	\$ 249,000.00	5/20/2025	5/20/2027	100.036	\$ 249,089.64
RIDDLE NATIONAL BANK (4318)	765667AEO	MBS	36	4.630%	\$ 249,000.00	5/30/2024	6/1/2027	101.397	\$ 252,478.53
WEST TOWN BK &TR (CALLABLE) SEPTEMBER	956310CD6	MBS	36	5.290%	\$ 248,000.00	7/3/2024	7/2/2027	100.003	\$ 248,007.44
PEOPLES BK MARIETTA	71050LCU5	MBS	18	4.080%	\$ 244,000.00	1/8/2025	7/28/2027	100.398	\$ 244,971.12
ONE CUOMMUNITY BANK (FDIC22334)	682325EX9	MBS	33	3.980%	\$ 249,000.00	11/27/2024	8/27/2027	100.276	\$ 249,687.24
ALLY BK SNADY	02007G3Q4	MBS	36	3.890%	\$ 245,000.00	9/19/2024	9/20/2027	100.095	\$ 245,232.75
PARKSIDE FINL BK &TR	70147AGH1	MBS	36	3.610%	\$ 249,000.00	10/8/2024	10/8/2027	99.488	\$ 247,725.12
AMERICAN NATIONAL BANK (19300)	028402DK8	MBS	36	3.890%	\$ 249,000.00	10/30/2024	10/29/2027	100.109	\$ 249,271.41
WORKERS FED CR UN	98138MCW8	MBS	36	4.070%	\$ 249,000.00	11/22/2024	11/22/2027	100.533	\$ 250,327.17
SAN FRANCISCO NCUA	79772FAK2	MBS	36	4.210%	\$ 249,000.00	11/27/2024	11/29/2027	100.872	\$ 251,171.28
VALLEY NATL BK PASSAIC	919853PU9	MBS	36	4.030%	\$ 200,000.00	12/9/2024	12/9/2027	100.407	\$ 200,814.00
GOLDEN BK NATL ASSN HOUSTON 2028	38081GBP0	MBS	36	4.030%	\$ 249,000.00	12/20/2024	12/20/2027	100.444	\$ 250,105.56
CROSS RIV BK	227563LU5	MBS	36	3.980%	\$ 245,000.00	1/3/2025	1/3/2028	100.302	\$ 245,739.90
MORGAN STANLEY PVT	61776NKD4	AMB	36	4.180%	\$ 244,000.00	1/29/2025	1/31/2028	100.818	\$ 245,995.92
MORGAN STANLEY BK	61690DP77	MBS	36	4.210%	\$ 244,000.00	2/12/2025	2/14/2028	100.950	\$ 246,318.00
1ST FINL BANK	32022RZB6	MBS	36	4.100%	\$ 249,000.00	2/18/2025	2/18/2028	101.001	\$ 251,492.49
AMERICAN EXPRESS NATL BANK	02357QAR8	MBS	36	4.070%	\$ 244,000.00	2/28/2022	2/28/2025	100.610	\$ 245,488.40
GOLDMAN SACHS BANK USA	38150VS91	MBS	36	3.980%	\$ 245,000.00	3/25/2025	3/27/2028	100.367	\$ 245,899.15
VERIDIAN CU (64418)	92348DAE9	MBS	36	3.980%	\$ 249,000.00	3/28/2025	3/28/2028	100.394	\$ 249,981.06
EAGLEBANK (#34742)	27002YHN9	MBS	18	4.020%	\$ 249,000.00	4/16/2025	4/17/2028	100.531	\$ 250,322.19
MY COMMUNITY (368682)	62848NAD7	MBS	36	3.840%	\$ 249,000.00	4/16/2025	4/17/2028	100.031	\$ 249,077.19
BNY MELLON NATIONAL ASSOCIATION (37946)	05584CX27	MBS	36	3.840%	\$ 245,000.00	5/7/2025	5/8/2028	100.008	\$ 245,019.60
FIRST CITIZENS NATIONAL BANK (#4972)	319513CZ8	MBS	36	3.840%	\$ 245,000.00	5/7/2025	5/8/2028	100.008	\$ 245,019.60
UBS BANK (#57565)	90355GWA0	MBS	36	3.980%	\$ 249,000.00	3/20/2025	5/15/2028	100.412	\$ 250,025.88
LUANA SVGS BK	549104J99	MBS	36	3.980%	\$ 245,000.00	6/5/2025	6/5/2028	100.393	\$ 245,962.85

3/10/2025CD INVESTMENTS 2025

CD INVESTMENTS GENERAL FUND
AUGUST 2025

ISSUER	CUSIP	BROKER	TERM	% EARN	BOOK VALUE	SETTLE	MATURE	MKT PRICE	MARKET VALUE
FIRST CAROLINA BK	31944MEX9	MBS	36	3.980%	\$ 249,000.00	6/27/2025	6/27/2028	100.435	\$ 250,083.15
GLOBAL FED CR	37892MAX2	MBS	36	4.150%	\$ 249,000.00	6/30/2025	6/30/2028	100.973	\$ 251,422.77
SOMERSET TR CO	835104DD9	MBS	36	3.890%	\$ 249,000.00	7/8/2025	7/10/2028	100.172	\$ 249,428.28
HOME FED SVGS & LN	43710JAF6	MBS	36	3.750%	\$ 245,000.00	8/13/2025	8/14/2028	99.773	\$ 244,443.85
		TOTAL		4.36%	14,017,000.00			100.456	\$ 14,575,910.23
		MBS		4.34%	\$ 13,530,000.00	\$ 44,960.05		100.47	\$ 13,588,452.60
		AMB		4.55%	\$ 981,000.00			100.66	\$ 987,457.63
TOTAL					\$14,511,000.00	\$ 44,960.05			\$14,575,910.23
				INTEREST EARNED	MONTH	YEAR TO DATE			
					\$ 44,960.05	\$ 346,456.22			

AGENCY BONDS
AUGUST 2025

8/10/2025

ISSUER/ TYPE	CUSIP	BROKER	TERM	RATE	AMOUNT	SETTLE	MATURE	CALL/ FREQ	Mrkt \$	MRKT VALUE	1ST CALL	RATE
FEDERAL HOME LN MTG CORP	3134HADV2	MBS	3YR	4.01%	250,000.00	8/13/2024	8/13/2027	YES/6M/M	99.693	\$ 249,232.50	2/13/2025	5.03%
FEDERAL HOME LN MTG CORP	3134HBGA3	MBS	3YR	3.99%	800,000.00	4/10/2025	4/10/2028	YES/1Y/A	100.02	\$ 800,160.00	4/10/2026	4.31%
				4.01%	1,050,000.00					1,049,392.50		

CALLED

BOUGHT

CALLABLE/ 1ST CALLABLE/ HOWOFTEN CALLABLE
YES/NO
6M = 6 MONTHS
1YR= 1 YEAR
M= MONTHLY CALLABLE (AMERICAN)
A= YEARLY CALLABLE

VICTORIA COUNTY
MUTUAL FUNDS
AUGUST 2025

MUTUAL FUNDS	CUSIP	YIELD	QUANTITY	MARKET \$	END VALUE THIS PERIOD	END VALUE LAST PERIOD	CHANGE	INTEREST PAID THIS PERIOD	TOTAL INTEREST
AMERIPRISE INVESCO TREASURY PRIVATE Multi Bank Systems	TPFXX	3.99%	\$ 1,002.74	\$ 1.00	\$ 1,002.74	\$ 8,013.46	\$ (7,010.72)	\$ 8,013.46	\$ 23,432.61

THIS IS ACCRUED INTEREST FROM AMERIPRISE
PAYS OUT QUARTERLY

CASH & INVESTMENTS BY FUND

AS OF: AUGUST 31ST, 2025

AUGUST 31ST, 2025

FUND ACCT. NO.	ACCOUNT NAME	CASH	INVESTMENTS
CPS/PH WKFORCE 9/21-6/24			
=====			
808 101-2000	CLAIM ON CASH-CPS/PH WKFORCE	0.00	
TOTAL 808-CPS/PH WKFORCE 9/21-6/23		0.00	0.00
CPS/PH INFRASST 4/23-11/27			
=====			
809 101-2000	CLAIM ON CASH-CPS/PH INFRASST 4	(57,408.84)	
TOTAL 809-CPS/PH INFRASST 4/23-11/27		(57,408.84)	0.00
VICTORIA WIC PROGRAM			
=====			
810 101-2000	CLAIM ON CASH-WIC PROGRAM	(124,322.89)	
TOTAL 810-VICTORIA WIC PROGRAM		(124,322.89)	0.00
FLEXIBLE BENEFITS PLAN			
=====			
870 101-2000	CLAIM ON CASH-FLEX BEN-DENTAL	36,051.15	
870 101-3000	CASH IN BANK/PROSPERITY BANK	170,478.44	
TOTAL 870-FLEXIBLE BENEFITS PLAN		206,529.59	0.00
LEOSE FUND			
=====			
880 101-2000	CLAIM ON CASH-LEOSE FUND	66,432.28	
TOTAL 880-LEOSE FUND		66,432.28	0.00
TOTAL CASH AND INVESTMENTS		44,163,912.42	34,610,968.19

*** END OF REPORT ***

Pooled Cash

(20,850,722.03)

23,313,190.39

34,610,968.19

66,432.28 +
 206,529.59 +
 23,313,190.39 =

FUND ACCT. NO.	ACCOUNT NAME	CASH	INVESTMENTS
POOLED CASH - APCA			
=====			
001 101-2000	POOLED CASH	20,850,722.03	
001 101-2005	POOLED CASH-PAYROLL	0.00	
TOTAL 001-POOLED CASH - APCA		20,850,722.03	0.00

GENERAL FUND			
=====			
100 101-2000	CLAIM ON CASH-GENERAL FUND	2,856,847.02	
100 101-3000	VC CREDIT CARD CLEARING ACCT	123,888.07	
100 101-3010	VC ANIMAL SERVICES ACCT	639.69	
100 151-1003	CERTIFICATE OF DEPOSIT		14,511,000.00
100 151-1004	GOVERNMENT AGENCIES		1,050,000.00
100 151-1005	LOCAL GOVT. INVEST. COOP.		9,535,806.52
100 151-1007	TEXAS COOPERATIVE LIQUID ASSET		5,436,033.22
100 151-1101	MULTI-BANK SECURITIES CASH FND		0.00
100 151-1102	AMERIPRISE MUTUAL FUND		1,002.74
TOTAL 100-GENERAL FUND		2,981,374.78	30,533,842.48

EMERGENCY MGMT			
=====			
108 101-2000	CLAIM ON CASH-EMER MGMT	(474,505.56)	
TOTAL 108-EMERGENCY MGMT		(474,505.56)	0.00

LEPC FUND			
=====			
109 101-2000	CLAIM ON CASH-LEPC	11,521.26	
TOTAL 109-LEPC FUND		11,521.26	0.00

J. P. SPECIAL FUND			
=====			
110 101-2000	CLAIM ON CASH-J.P. SPECIAL FD	667.15	
TOTAL 110-J.P. SPECIAL FUND		667.15	0.00

COURT-INITIATED GUARDIANS			
=====			
117 101-2000	CLAIM ON CASH-COURT INITIATED	21,248.71	
TOTAL 117-COURT-INITIATED GUARDIANS		21,248.71	0.00

FUND ACCT. NO.	ACCOUNT NAME	CASH	INVESTMENTS
<u>COUNTY JURY FUND</u>			
.18	101-2000 CLAIM ON CASH-COUNTY JURY FUND	23,042.72	
	TOTAL 118-COUNTY JURY FUND	23,042.72	0.00
<u>CO CLERK ARCHIVE FEE FD</u>			
.19	101-2000 CLAIM ON CASH-CO CLK ARCHIVE	83,340.58	
	TOTAL 119-CO CLERK ARCHIVE FEE FD	83,340.58	0.00
<u>RECORDS MANAGEMENT FUND</u>			
.20	101-2000 CLAIM ON CASH-RECORD MGMT	206,003.33	
	TOTAL 120-RECORDS MANAGEMENT FUND	206,003.33	0.00
<u>COURTHOUSE SECURITY FUND</u>			
21	101-2000 CLAIM ON CASH-CRTHSE SECURITY	198,257.11	
	TOTAL 121-COURTHOUSE SECURITY FUND	198,257.11	0.00
<u>JUSTICE CT BLDG SECURITY</u>			
22	101-2000 CLAIM ON CASH-JP CRT BLD SECUR	31,363.52	
	TOTAL 122-JUSTICE CT BLDG SECURITY	31,363.52	0.00
<u>DIST. CLERK RECORDS MGMT</u>			
23	101-2000 CLAIM ON CASH-DIST CLK REC MGT	107,131.05	
	TOTAL 123-DIST. CLERK RECORD MGMT	107,131.05	0.00
<u>CO CLERK OF THE COURT</u>			
24	101-2000 CLAIM ON CASH-CO CLERK OF COUR	127,243.37	
	TOTAL 124-CO CLERK OF THE COURT	127,243.37	0.00

FUND ACCT. NO.	ACCOUNT NAME	CASH	INVESTMENTS
DIST CLERK OF THE COURT			
=====			
125 101-2000	CLAIM ON CASH-DIST CLRK OF CRT	135,795.77	
TOTAL 125-DIST CLERK OF THE COURT		135,795.77	0.00
COURT REPORTER SERVICE			
=====			
126 101-2000	CLAIM ON CASH-CRT REPORTER SRV	36,039.35	
TOTAL 126-COURT REPORTER SERVICE		36,039.35	0.00
COURT FACILITY FEE FUND			
=====			
127 101-2000	CLAIM ON CASH-CRT FACILITY FEE	98,024.06	
TOTAL 127-COURT FACILITY FEE FUND		98,024.06	0.00
CDBG-DR LOCAL BUYOUT			
=====			
128 101-2000	CLAIM ON CASH-CDBG-DR LOCAL BU	0.00	
TOTAL 128-CDBG-DR LOCAL BUYOUT		0.00	0.00
LANGUAGE ACCESS FUND			
=====			
129 101-2000	CLAIM ON CASH-LANGUAGE ACCESS	31,066.27	
TOTAL 129-LANGUAGE ACCESS FUND		31,066.27	0.00
PATRIOT PARK DONATION FD			
=====			
140 101-2000	CLAIM ON CASH-PATRIOT PRK DON	1,652.06	
TOTAL 140-PATRIOT PARK DONATION FD		1,652.06	0.00
OPIOID SETTLEMENT FUND			
=====			
145 101-2000	CLAIM ON CASH-OPIOID SETTLEMEN	350,518.84	
TOTAL 145-OPIOID SETTLEMENT FUND		350,518.84	0.00

CASH & INVESTMENTS BY FUND

AS OF: AUGUST 31ST, 2025 AUGUST 31ST, 2025

FUND ACCT. NO.	ACCOUNT NAME	CASH	INVESTMENTS
SHERIFF'S SPECIAL FUND			
150 101-2000	CLAIM ON CASH-SHERIFFS SPECIAL	44,284.65	
150 101-3000	PROPERTY TAX SALE ACCOUNT	742.57	
TOTAL 150-SHERIFF'S SPECIAL FUND		45,027.22	0.00
CONSTABLE'S SPECIAL FUND			
155 101-2000	CLAIM ON CASH-CONSTABLES SPEC	0.00	
TOTAL 155-CONSTABLE'S SPECIAL FUND		0.00	0.00
CLERK'S SPECIAL FUND			
160 101-2000	CLAIM ON CASH-CLERKS SPECIAL	26,923.74	
TOTAL 160-CLERK'S SPECIAL FUND		26,923.74	0.00
AMERICAN RESCUE PLAN			
190 101-2000	CLAIM ON CASH-AMERICAN RESCUE	3,251,005.58	
TOTAL 190-AMERICAN RESCUE PLAN		3,251,005.58	0.00
2024 HURRICANE BERYL			
191 101-2000	CLAIM ON CASH-2024 HURRICANE B	(73,122.58)	
TOTAL 191-2024 HURRICANE BERYL		(73,122.58)	0.00
COVID19			
192 101-2000	CLAIM ON CASH-COVID19	0.00	
TOTAL 192-COVID19		0.00	0.00
MGP DR-4485 JUV GENERATO			
193 101-2000	CLAIM ON CASH-HMGP DR-4485 JUV	(7,406.46)	
TOTAL 193-HMGP DR-4485 JUV GENERATO		(7,406.46)	0.00

FUND ACCT. NO.	ACCOUNT NAME	CASH	INVESTMENTS
DISASTER RESPONSE			
=====			
194 101-2000	CLAIM ON CASH-HURRICANE HELENE	(21,021.35)	
TOTAL 194-DISASTER RESPONSE		(21,021.35)	0.00
=====			
GULF/MEXICO ENERGY SEC			
=====			
195 101-2000	CLAIM ON CASH-GULF MEXICO ENGY	1,626,649.49	
TOTAL 195-GULF/MEXICO ENERGY SEC.		1,626,649.49	0.00
=====			
HMGP DR-4485 RGNL EMERGNC			
=====			
196 101-2000	CLAIM ON CASH-HMGP DR-4485 RGN	(310.50)	
TOTAL 196-HMGP DR-4485 RGNL EMERGNC		(310.50)	0.00
=====			
FEMA HAZARD MIT FUND			
=====			
197 101-2000	CLAIM ON CASH-FEMA HAZARD MIT	(158,620.44)	
TOTAL 197- FEMA HAZARD MIT. FD		(158,620.44)	0.00
=====			
TXDOT MCCOY RD RECONST			
=====			
199 101-2000	CLAIM ON CASH-TXDOT MCCOY RD	324,523.77	
TOTAL 199-TXDOT MCCOY RD RECONST		324,523.77	0.00
=====			
ROAD AND BRIDGE FUND/PCT			
=====			
201 101-2000	CLAIM ON CASH-R&B PCT #1	941,154.55	
TOTAL 201-ROAD & BRIDGE FUND PCT 1		941,154.55	0.00
=====			
ROAD AND BRIDGE FUND/PCT			
=====			
202 101-2000	CLAIM ON CASH-R&B PCT #2	2,446,238.37	
TOTAL 202-ROAD & BRIDGE FUND PCT 2		2,446,238.37	0.00
=====			

CASH & INVESTMENTS BY FUND

AS OF: AUGUST 31ST, 2025 AUGUST 31ST, 2025

UND	ACCT. NO.	ACCOUNT NAME	CASH	INVESTMENTS
<u>ROAD AND BRIDGE FUND/PCT</u>				
03	101-2000	CLAIM ON CASH-R&B PCT #3	1,357,719.54	
TOTAL 203-ROAD & BRIDGE FUND PCT 3			1,357,719.54	0.00
<u>ROAD AND BRIDGE FUND/PCT</u>				
04	101-2000	CLAIM ON CASH-R&B PCT #4	1,268,032.87	
TOTAL 204-ROAD & BRIDGE FUND PCT 4			1,268,032.87	0.00
<u>CTIF GRANT FUND</u>				
10	101-2000	CLAIM ON CASH-CTIF	0.00	
TOTAL 210-CTIF GRANT FUND			0.00	0.00
<u>CAPITAL CREDITS FUND</u>				
15	101-2000	CLAIM ON CASH-CAPITAL CREDITS	161,269.80	
TOTAL 215-CAPITAL CREDITS FUND			161,269.80	0.00
<u>JUVENILE RESTITUTION</u>				
21	101-2000	CLAIM ON CASH-JUVEN.RESTITUT.	267.80	
TOTAL 221-JUVENILE RESTITUTION			267.80	0.00
<u>JUVENILE PROBATION FUND</u>				
31	101-2000	CLAIM ON CASH-JUVEN PROBAT.	533,485.14	
TOTAL 231-JUVENILE PROBATION FD			533,485.14	0.00
<u>DRUG COURTS PROGRAMS</u>				
40	101-2000	CLAIM ON CASH-DRUG CRT PROG	97.30	
TOTAL 240-DRUG COURTS PROGRAM			97.30	0.00

FUND ACCT. NO.	ACCOUNT NAME	CASH	INVESTMENTS
24TH JUDICIAL DIST PROB			
=====			
241 101-2000	CLAIM ON CASH-24 JUD DIST PROB	0.00	
TOTAL 241-24TH JUDICIAL DIST. PROB		0.00	0.00
COUNTY SPECIALTY COURT			
=====			
245 101-2000	CLAIM ON CASH-CNTY SPECIALTY	13,224.97	
TOTAL 245-COUNTY SPECIALTY COURT		13,224.97	0.00
LOCAL TRUANCY PREVENTION			
=====			
280 101-2000	CLAIM ON CASH-LOCAL TRUANCY	56,474.63	
TOTAL 280-LOCAL TRUANCY PREVENTIONS		56,474.63	0.00
JUSTICE TECHNOLOGY FUND			
=====			
281 101-2000	CLAIM ON CASH-JUSTICE TECH.	6,360.71	
TOTAL 281-JUSTICE TECHNOLOGY FD.		6,360.71	0.00
FAMILY PROTECTION FEE FD			
=====			
282 101-2000	CLAIM ON CASH-FAM PROTECT FEE	2,736.41	
TOTAL 282-FAMILY PROTECTION FEE FD		2,736.41	0.00
CO/DIST TECHNOLOGY FD			
=====			
283 101-2000	CLAIM ON CASH-CO/DIST TECHNOL	2,453.97	
TOTAL 283-CO/DIST TECHNOLOGY FD		2,453.97	0.00
CHILD ABUSE PREVENTION			
=====			
286 101-2000	CLAIM ON CASH-CHILD ABUSE PRV	697.98	
TOTAL 286-CHILD ABUSE PREVENTION		697.98	0.00

CASH & INVESTMENTS BY FUND

AS OF: AUGUST 31ST, 2025 AUGUST 31ST, 2025

FUND	ACCT. NO.	ACCOUNT NAME	CASH	INVESTMENTS
RURAL SHERIFF OFC SALARY				
=====				
288	101-2000	CLAIM ON CASH-RURAL SHERIFF OF	228,535.59	
TOTAL 288-RURAL SHERIFF OFC SALARY			228,535.59	0.00
RURAL PROSECUTOR OFC SALA				
=====				
289	101-2000	CLAIM ON CASH-RURAL PROSECUTOR	235,763.73	
TOTAL 289-RURAL PROSECUTOR OFC SALA			235,763.73	0.00
HHSC MENTAL HEALTH FACILI				
=====				
291	101-2000	CLAIM ON CASH-HHSC MENTAL HEAL	674,970.35	
291	151-1007	TEXAS COOPERATIVE LIQUID ASSET		2,027,911.48
TOTAL 291-HHSC MENTAL HEALTH FACILI			674,970.35	2,027,911.48
CDA PROCESSING FEE FUND				
=====				
300	101-2000	CLAIM ON CASH-CDA PROCESS FEE	14,261.62	
TOTAL 300-CDA PROCESSING FEE FUND			14,261.62	0.00
BOND FORFEITURE COMM				
=====				
301	101-2000	CLAIM ON CASH-BOND FORFEITURE	44,612.35	
TOTAL 301-BOND FORFEITURE COMM			44,612.35	0.00
CDA STATE JUDICIARY FUND				
=====				
302	101-2000	CLAIM ON CASH-CDA STATE JUD.	(0.01)	
TOTAL 302-CDA STATE JUDICIARY FUND			(0.01)	0.00
PRETRIAL INTERVENTION				
=====				
303	101-2000	CLAIM ON CASH-PRETRIAL INTERV	71,509.43	
TOTAL 303-PRETRIAL INTERVENTION			71,509.43	0.00

FUND ACCT. NO.	ACCOUNT NAME	CASH	INVESTMENTS
<u>VICTORIA CNTY CARE COURT</u>			
304	101-2000 CLAIM ON CASH-CARE COURT	8,462.91	
TOTAL 304-VICTORIA CNTY CARE COURT		8,462.91	0.00
<u>CDA VICTIMS ASSISTANCE GR</u>			
305	101-2000 CLAIM ON CASH-CDA VICTIMS ASST	0.00	
TOTAL 305-CDA VICTIMS ASSIST GRANT		0.00	0.00
<u>VICTIM COORD/LIASON GNT</u>			
306	101-2000 CLAIM ON CASH-SO VICT COORD	(315.00)	
TOTAL 306-VICTIM COORD/LIASON GNT		(315.00)	0.00
<u>SCAAP PROGRAM</u>			
307	101-2000 CLAIM ON CASH-SCAAP PROGRAM	0.00	
TOTAL 307-SCAAP PROGRAM		0.00	0.00
<u>TEXAS VINE GRANT</u>			
308	101-2000 CLAIM ON CASH-TX VINE GRANT	0.00	
TOTAL 308-TEXAS VINE GRANT		0.00	0.00
<u>4/H ACTIVITY CENTER</u>			
310	101-2000 CLAIM ON CASH-4/H ACTIVITY CNT	1,805.03	
TOTAL 310-4/H ACTIVITY CENTER		1,805.03	0.00
<u>AIRPORT FUND</u>			
321	101-2000 CLAIM ON CASH-AIRPORT FUND	720,990.82	
321	101-3000 CASH IN BANK/AIRPORT DRAFTING	851,943.71	
321	151-1000 TREASURY BILLS		0.00
321	151-1001 TEXPOOL INVESTMENTS		0.00
321	151-1005 LOCAL GOVT. INVEST COOP		0.00
TOTAL 321-AIRPORT FUND		1,572,934.53	0.00

CASH & INVESTMENTS BY FUND

AS OF: AUGUST 31ST, 2025 AUGUST 31ST, 2025

FUND ACCT. NO.	ACCOUNT NAME	CASH	INVESTMENTS
<u>AIRPORT GRANT FUND</u>			
322 101-2000	CLAIM ON CASH-AIRPORT GRANT	(689,537.93)	
TOTAL 322-AIRPORT GRANT FUND		(689,537.93)	0.00
<u>AIRPORT CAPITAL PROJECTS</u>			
323 101-2000	CLAIM ON CASH-AIRP CAPITAL PRO	9,802.06	
TOTAL 323-AIRPORT CAPITAL PROJECTS		9,802.06	0.00
<u>SPECIAL SERVICE FUND</u>			
330 101-2000	CLAIM ON CASH-SPECIAL SERVICE	296,673.10	
TOTAL 330-SPECIAL SERVICE FUND		296,673.10	0.00
<u>JAG-REG TASK FORCE APPREH</u>			
331 101-2000	CLAIM ON CASH-JAG REG TASK FOR	0.00	
TOTAL 331-JAG-REG TASK FORCE APPREH		0.00	0.00
<u>OOG FY 2020 CESF</u>			
332 101-2000	CLAIM ON CASH-OOG FY2020 CESF	0.00	
TOTAL 332-OOG FY 2020 CESF		0.00	0.00
<u>BJA FY 2020 CESF</u>			
333 101-2000	CLAIM ON CASH-BJA FY 2020 CESF	0.00	
TOTAL 333-BJA FY 2020 CESF		0.00	0.00
<u>SWB RURAL LAW ENFORCEMENT</u>			
334 101-2000	CLAIM ON CASH-SWB RURAL LAW EN	0.00	
TOTAL 334-SWB RURAL LAW ENFORCEMENT		0.00	0.00

FUND ACCT. NO.	ACCOUNT NAME	CASH	INVESTMENTS
OPERATION LONE STAR GRANT			
=====			
335 101-2000	CLAIM ON CASH-OPERATION LONE S	(63,388.48)	
TOTAL 335-OPERATION LONE STAR GRANT		(63,388.48)	0.00
STONEGARDEN GRANT			
=====			
336 101-2000	CLAIM ON CASH-STONEGARDEN GNT	(65,160.24)	
TOTAL 336-STONEGARDEN 2010SST0-0008		(65,160.24)	0.00
JAG-LESS LETHAL FORCE			
=====			
337 101-2000	CLAIM ON CASH-JAG LESS LETHAL	0.00	
TOTAL 337-JAG-LESS LETHAL FORCE		0.00	0.00
CLICK IT OR TICKET			
=====			
338 101-2000	CLAIM ON CASH-GCRPC 9-1-1	6,894.44	
TOTAL 338-GCRPC - 9-1-1 ALLOCATION		6,894.44	0.00
BYRNE JAG PROGRAM			
=====			
339 101-2000	CLAIM ON CASH-BYRNE JAG PROG	0.00	
TOTAL 339-BYRNE JAG PROGRAM		0.00	0.00
HIGH INTENSITY DRUG TRAF			
=====			
340 101-2000	CLAIM ON CASH-HIGH INTENSITY	(15,369.44)	
TOTAL 340-HIGH INTENSITY DRUG TRAFF		(15,369.44)	0.00
BODY WORN CAMERA PROG			
=====			
342 101-2000	CLAIM ON CASH-BODY WORN CAMERA	0.00	
TOTAL 342-BODY WORN CAMERA PROG		0.00	0.00

CASH & INVESTMENTS BY FUND

AS OF: AUGUST 31ST, 2025 AUGUST 31ST, 2025

FUND ACCT. NO.	ACCOUNT NAME	CASH	INVESTMENTS
RIFLE REST BODY ARM GNT			
=====			
343 101-2000	CLAIM ON CASH-RIFLE RESIT BODY	0.00	
TOTAL 343-RIFLE RESIT BODY ARMOR GN		0.00	0.00
FIREFIGHTERS GRANT			
=====			
344 101-2000	CLAIM ON CASH-FIREFIGHTERS GNT	0.00	
TOTAL 344-FIREFIGHTERS GRANT		0.00	0.00
FERAL HOG GRANT			
=====			
345 101-2000	CLAIM ON CASH-FERAL HOG GRANT	(3,250.00)	
TOTAL 345-FERAL HOG GRANT		(3,250.00)	0.00
XCDBG WCID1 BLOOMINGTON			
=====			
346 101-2000	CLAIM ON CASH-WCID1 BLOOMING	25,000.00	
TOTAL 346-TXCDBG GNT-WCID1 BLOOM.		25,000.00	0.00
XCDBG WCID2 PLACEDO			
=====			
347 101-2000	CLAIM ON CASH-WCID2 PLACEDO	0.00	
TOTAL 347-TXCDBG GNT- WCID2 PLACEDO		0.00	0.00
DBG HURRICANE HARVEY DR			
=====			
348 101-2000	CLAIM ON CASH-CDBG HUR HARVEY	0.00	
TOTAL 348-CDBG HURRICANE HARVEY DR		0.00	0.00
DBG-MIT MOD GRANT			
=====			
349 101-2000	CLAIM ON CASH-CDBG-MIT MOD GRA	0.00	
TOTAL 349-CDBG-MIT MOD GRANT		0.00	0.00

CASH & INVESTMENTS BY FUND

AS OF: AUGUST 31ST, 2025 AUGUST 31ST, 2025

FUND ACCT. NO.	ACCOUNT NAME	CASH	INVESTMENTS
STATE FEE ACCOUNT			
=====			
350 101-2000	CLAIM ON CASH-STATE FEE FD	125,086.70	
TOTAL 350-STATE FEE ACCOUNT		125,086.70	0.00
PESC MENTAL HEALTH DEPUTY			
=====			
355 101-2000	CLAIM ON CASH-PESC MENTAL HLTH	(3,073.56)	
TOTAL 355-PESC MENTAL HEALTH DEPUTY		(3,073.56)	0.00
MENTAL HLTH PEACE OFF FD			
=====			
356 101-2000	CLAIM ON CASH-MENTAL SO/GB	(75,683.71)	
TOTAL 356-MENTAL HEALTH PEACE OFF		(75,683.71)	0.00
BISD SCHOOL RESOURCE OFF			
=====			
358 101-2000	CLAIM ON CASH-BISD SCHL RESOUR	(9,727.78)	
TOTAL 358-BISD SCHOOL RESOURCE OFF		(9,727.78)	0.00
BULLET RESISTANT SHIELD			
=====			
359 101-2000	CLAIM ON CASH-BULLET RESIS SHI	0.00	
TOTAL 359-BULLET RESISTANT SHIELD		0.00	0.00
SHERIFF'S FORFEITURE FD			
=====			
360 101-2000	CLAIM ON CASH-SHERIFF FORFEIT	994,822.80	
360 151-1001	TEXPOOL INVESTMENTS		0.00
360 151-1005	LOCAL GOVT. INVEST. COOP.		0.00
TOTAL 360-SHERIFF'S FORFEITURE FUND		994,822.80	0.00
SHERIFF'S DONATION FUND			
=====			
361 101-2000	CLAIM ON CASH-SHERIFF DONATION	1,146.22	
TOTAL 361-SHERIFF'S DONATION FUND		1,146.22	0.00

CASH & INVESTMENTS BY FUND

AS OF: AUGUST 31ST, 2025 AUGUST 31ST, 2025

FUND	ACCT. NO.	ACCOUNT NAME	CASH	INVESTMENTS
SHER DOJ FEDERAL FORFEIT				
=====				
362	101-2000	CLAIM ON CASH-SO DOJ FED FORFE	416,959.89	
			-----	-----
TOTAL 362-SHERIFF DOJ FED. FORFEIT.			416,959.89	0.00
			-----	-----
CDA CONTRABAND FORFEITURE				
=====				
370	101-2000	CLAIM ON CASH-CDA CONTRA FORF	1,304,323.34	
370	151-1005	LOCAL GOVT. INVEST. COOP.		0.00
			-----	-----
TOTAL 370-CDA CONTRABAND FORFEITURE			1,304,323.34	0.00
			-----	-----
CDA DOJ EQUITABLE SHARE				
=====				
371	101-2000	CLAIM ON CASH-CDA DOJ EQUIT	1,161.93	
			-----	-----
TOTAL 371-CDA DOJ EQUITABLE SHARE			1,161.93	0.00
			-----	-----
SHERIFF DOT FEDERAL FORF				
=====				
372	101-2000	CLAIM ON CASH-SO DOT FED FORF.	548,639.51	
			-----	-----
TOTAL 372-SHERIFF DOT FEDERAL FORF			548,639.51	0.00
			-----	-----
SHERIFF COMMISSARY FUND				
=====				
380	101-2000	CLAIM ON CASH-SHER. COMMISSARY	846,312.34	
			-----	-----
TOTAL 380-SHERIFF COMMISSARY FUND			846,312.34	0.00
			-----	-----
JUVENILE COMMISSARY FUND				
=====				
390	101-2000	CLAIM ON CASH-JUV COMMISSARY	8,703.29	
			-----	-----
TOTAL 390-JUVENILE COMMISSARY FUND			8,703.29	0.00
			-----	-----
NATIONAL SCHOOL LUNCH PRG				
=====				
392	101-2000	CLAIM ON CASH-NSLP	(31,664.40)	
			-----	-----
TOTAL 392-NATIONAL SCHOOL LUNCH PRG			(31,664.40)	0.00
			-----	-----

FUND ACCT. NO.	ACCOUNT NAME	CASH	INVESTMENTS
VISD SRO REIMBURSEMENT			
=====			
395 101-2000	CLAIM ON CASH-VISD SRO REIMB	(115,087.75)	
TOTAL 395-VISD SRO REIMBURSEMENT		(115,087.75)	0.00

HEALTH INSURANCE FUND			
=====			
410 101-2000	CLAIM ON CASH-HEALTH INSUR	(1,584,716.95)	
410 101-3000	CASH IN BANK/BOON CHAPMAN	3,420.60	
TOTAL 410-HEALTH INSURANCE FUND		(1,581,296.35)	0.00

EMPLOYEE BENEFIT FUND			
=====			
420 101-2000	CLAIM ON CASH-EMPLOYEE BENEF	1,117.48	
TOTAL 420-EMPLOYEE BENEFIT FUND		1,117.48	0.00

ELECTIONS ADM SPECIAL			
=====			
450 101-2000	CLAIM ON CASH-ELECT ADM SPEC	83,716.75	
TOTAL 450-ELECTIONS ADM SPECIAL		83,716.75	0.00

HAVA ELCTN SECURITY GRANT			
=====			
454 101-2000	CLAIM ON CASH-HAVA ELECTN SECU	0.00	
TOTAL 454-HAVA ELECTN SECURITY GRNT		0.00	0.00

HELP AMERICA VOTE GRANT			
=====			
455 101-2000	CLAIM ON CASH-HELP AMER VOTE	0.00	
TOTAL 455-HELP AMERICA VOTE GRANT		0.00	0.00

CTCL GRANT			
=====			
456 101-2000	CLAIM ON CASH-CTCL GRANT	0.00	
TOTAL 456-CTCL GRANT		0.00	0.00

CASH & INVESTMENTS BY FUND

AS OF: AUGUST 31ST, 2025 AUGUST 31ST, 2025

FUND ACCT. NO.	ACCOUNT NAME	CASH	INVESTMENTS
ELECTIONS CHAPTER 19			
=====			
157 101-2000	CLAIM ON CASH-ELECT CHAPT 19	(1,283.00)	
		-----	-----
TOTAL 457-ELECTIONS CHAPTER 19 FD		(1,283.00)	0.00
		-----	-----
TAX ASSESSOR SPECIAL			
=====			
199 101-3000	SPECIAL INVENTORY ACCT.	634,904.39	
		-----	-----
TOTAL 499-TAX ASSESSOR SPECIAL		634,904.39	0.00
		-----	-----
HISTORICAL COMMISSION			
=====			
500 101-2000	CLAIM ON CASH-HISTORICAL COMM	10,865.76	
		-----	-----
TOTAL 500-HISTORICAL COMMISSION		10,865.76	0.00
		-----	-----
TX HIST COMM CLG GRANT			
=====			
05 101-2000	CLAIM ON CASH-TX HIST COMM CL	0.00	
		-----	-----
TOTAL 505-TX HIST COMM CLG GRANT		0.00	0.00
		-----	-----
CHILD WELFARE BOARD			
=====			
15 101-2000	CLAIM ON CASH-CHILD WELFARE BD	35,016.67	
		-----	-----
TOTAL 515-CHILD WELFARE BOARD		35,016.67	0.00
		-----	-----
IDC IMPROVEMENT GRANT			
=====			
20 101-2000	CLAIM ON CASH-TIDC IMPROV GRAN	(36,237.09)	
		-----	-----
TOTAL 520-TIDC IMPROVEMENT GRANT		(36,237.09)	0.00
		-----	-----
IDC REGIONL PUBLIC DEFEN			
=====			
25 101-2000	CLAIM ON CASH-TIDC REGNL PUBLI	(499,765.87)	
		-----	-----
TOTAL 525-TIDC REGIONL PUBLIC DEFEN		(499,765.87)	0.00
		-----	-----

FUND ACCT. NO.	ACCOUNT NAME	CASH	INVESTMENTS
REBUILD TEXAS FUND			
=====			
550 101-2000	CLAIM ON CASH-REBUILD TX FUND	0.00	
TOTAL 550-REBUILD TEXAS FUND		0.00	0.00
PETSMART CHARITIES GRANT			
=====			
560 101-2000	CLAIM ON CASH-PETSMART CHARITI	42,050.69	
TOTAL 560-PETSMART CHARITIES GRANT		42,050.69	0.00
ANIMAL SERVICES GRANTS			
=====			
561 101-2000	CLAIM ON CASH-ANIMAL SERV GRA	24,883.73	
TOTAL 561-ANIMAL SERVICES GRANTS		24,883.73	0.00
DEBT SERVICE			
=====			
700 101-2000	CLAIM ON CASH-DEBT SERVICE	1,400,204.76	
TOTAL 700-DEBT SERVICE		1,400,204.76	0.00
LAW LIBRARY FUND			
=====			
720 101-2000	CLAIM ON CASH-LAW LIBRARY FD	30,492.09	
TOTAL 720-LAW LIBRARY FUND		30,492.09	0.00
CAPITAL PROJECTS FUND			
=====			
770 101-2000	CLAIM ON CASH-CAPITAL PROJECTS	1,072,552.38	
770 151-1007	TEXAS COOPERATIVE LIQUID ASSET		2,049,214.23
TOTAL 770-CAPITAL PROJECTS FUND		1,072,552.38	2,049,214.23
CONSTRUCTION RETAINAGE			
=====			
771 101-2000	CLAIM ON CASH-CONSTRN RETAIN	92,305.53	
TOTAL 771-CONSTRUCTION RETAINAGE		92,305.53	0.00

CASH & INVESTMENTS BY FUND

AS OF: AUGUST 31ST, 2025 AUGUST 31ST, 2025

FUND	ACCT. NO.	ACCOUNT NAME	CASH	INVESTMENTS
<u>VICTORIA HEALTH DEPT</u>				
300	101-2000	CLAIM ON CASH-HEALTH DEPT	(941,258.32)	
300	101-3000	CASH IN BANK/HLTH 340B DRAFT.	676,450.89	
TOTAL 800-VICTORIA HEALTH DEPT.			(264,807.43)	0.00
<u>TX A&M UNIV HLTH SCIENCE</u>				
801	101-2000	CLAIM ON CASH-TX A&M HLTH SCI	0.00	
TOTAL 801-TX A&M UNIV HLTH SCIENCE			0.00	0.00
<u>MEDICAID ADM CLAIM FD</u>				
802	101-2000	CLAIM ON CASH-MEDICAID ADM CLM	37,066.78	
TOTAL 802-MEDICAID ADM CLAIMS FD			37,066.78	0.00
<u>TEXAS HOME VISITING GNT</u>				
803	101-2000	CLAIM ON CASH-TX HOME VISITING	(110,806.47)	
TOTAL 803-TEXAS HOME VISITING GRANT			(110,806.47)	0.00
<u>HOGG FOUNDATION GRANT</u>				
804	101-2000	CLAIM ON CASH-HOGG FOUNDAT.	111,209.71	
TOTAL 804-HOGG FOUNDATION GNT			111,209.71	0.00
<u>HURRICANE PUBLIC HLTH GNT</u>				
805	101-2000	CLAIM ON CASH-HURRICANE PUBLIC	0.00	
TOTAL 805-HURRICANE PUBLIC HLTH GNT			0.00	0.00
<u>AMERICARES</u>				
806	101-2000	CLAIM ON CASH-AMERICARES/	0.00	
TOTAL 806-AMERICARES			0.00	0.00

INTEREST EARNED STATEMENT
AUGUST 2025

FUND	FUND NAME	CURRENT MONTH	PRIOR MNTH 2025 TOTAL	2025 YTD
100	GENERAL FUND	13,838.37	91,898.45	105,736.82
200	ROAD & BRIDGE FUND	11,262.20	76,771.94	88,034.14
700	DEBT SERVICE	2,903.33	20,926.91	23,830.24
770	CAPITAL PROJECTS (Tx Class)	1,394.78	10,323.18	11,717.96
	Sub-Total Budgeted Funds	29,398.68	199,920.48	229,319.16
119	CLERK'S ARCHIVE	138.25	730.26	868.51
150	TAX SALES	1.26	741.31	742.57
190	AMERICAN RESCUE PLAN	0.00	0.00	0.00
231	JUVENILE PROBATION	346.92	5,438.32	5,785.24
240	DRUG COURTS PROGRAM	0.17	1.62	1.79
288	RURAL SALARY ASSIST SO	445.99	3,247.33	3,693.32
289	RURAL SALARLARY ASSIS CDA	442.07	3,735.77	4,177.84
291	HHSC MENTAL HEALTH FACILITY	2,126.00	11,810.60	13,936.60
300	CDA PROCESSING FEE	25.30	163.38	188.68
310	4-H ACTIVITY CENTER	3.22	25.01	28.23
320	AIRPORT DRAFTING	0.00	0.00	0.00
321	AIRPORT	2,618.43	18,479.94	21,098.37
323	AIRPORT CAPITAL PROJ	14.16	2.93	17.09
330	SPECIAL SERVICE	544.85	6,260.17	6,805.02
338	GCRP 911	12.30	80.99	93.29
360	SHERIFF'S FORFEITURE	1,778.02	11,664.87	13,442.89
361	SHERIFF'S DONATION	2.05	9.04	11.09
362	SHERIFF'S DOJ	744.16	4,779.78	5,523.94
370	CDA CONTRABAND FORFEIT.	2,321.96	14,807.85	17,129.81
371	CDA DOJ EQUITABLE SHARE	2.07	13.65	15.72
372	SHERIFF DOT FED FORFEIT	965.07	5,262.74	6,227.81
380	SHERIFF COMMISSARY	1,520.46	10,813.99	12,334.45
390	JUVENILE COMMISSARY	15.53	102.71	118.24
410	HEALTH INSURANCE	417.77	3,007.32	3,425.09
450	ELECTION ADMINISTRATOR	151.26	864.89	1,016.15
454	HAVA SECURITY GRANT	0.00	0.00	0.00
455	HELP AMERICA VOTE GRANT	0.00	0.00	0.00
499	TAX ASSESSOR SPECIAL	1,011.74	6,668.23	7,679.97
500	HISTORICAL COMMISSION	19.39	73.52	92.91
771	LONG TERM RENO RETAIN	152.16	1,282.75	1,434.91
800	HEALTH DEPT DRAFTING	1,170.92	7,159.53	8,330.45
870	FLEXIBLE BENEFIT PLAN	298.47	1,841.96	2,140.43
		46,688.63	318,990.94	365,679.57
	CMC			
820	HOSPITAL	4,948.55	55,640.64	60,589.19
820	CMC 125 PLAN	381.31	2,555.08	2,936.39
830	CMC ACCOUNTS PAYABLE	1,054.24	11,115.38	12,169.62
840	CMC PAYROLL	759.69	5,571.59	6,331.28
820	CMC MEDICAL PROFESSIONAL	2.73	18.56	21.29
820	CMC HOME HEALTH	213.19	2,308.81	2,522.00
820	CMC WEIGHT MGMT	0.00	0.00	0.00
		7,359.71	77,210.06	84,569.77
820	CMC NURSING HOMES	1,193.97	6,554.26	7,748.23
		8,553.68	83,764.32	92,318.00
	NAVIGATION			
950	NAVIG TXLC CONSTRUCCION	109.19	1,600.61	1,709.80
950	NAVIG. 2015 CONST INT&SINK	383.47	5,513.64	5,897.11
950	NAVIGATION DISTRICT	1,391.75	9,462.75	10,854.50
950	NAVIG 2012A/B INT& SINKING	434.92	7,035.02	7,469.94
950	NAVIG. ARPA FUNDS	248.33	1,998.08	2,246.41
		2,567.66	25,610.10	28,177.76
	BANK TOTAL	57,809.97	428,365.36	486,175.33

NAVIGATION BALANCES
AUGUST 2025

	BALANCE		INTEREST		EARNED INTEREST	PREVIOUS INTEREST	TOTAL
I & S A 2012	\$ 189,514.51	2.02%	\$ 246.04		\$ 246.04	\$ 3,522.46	\$ 3,768.50
I & S B 2012	\$ 142,738.18	2.02%	\$ 188.88		\$ 188.88	\$ 2,855.17	\$ 3,044.05
I&S total	\$ 332,252.69		\$ 434.92		\$ 434.92	\$ 6,377.63	\$ 6,812.55
I & S INTEREST CALC					\$ 6,812.55		
<u>NAV DISTRICT</u>							
PROMO DEVEL	\$ 440,283.71	2.02%	\$ 751.50		\$ 751.50	\$ 4,534.16	\$ 5,285.66
Port Facilities Corp	\$ 122.55	2.04%	\$ 0.21		\$ 0.21	\$ 1.43	\$ 1.64
Operating	\$ 339,319.03	2.02%	\$ 640.04		\$ 640.04	\$ 4,927.16	\$ 5,567.20
Operating Investment	\$ -	0.00%	\$ -		\$ -	\$ -	\$ -
TXLC ARPA FUNDS	\$ 608,803.12	2.02%	\$ 248.33		\$ 248.33	\$ 1,998.08	\$ 2,246.41
Texas Class Op fund	\$ 3,589,502.15	4.39%	\$ 13,467.49		\$ 13,467.49	\$ 97,317.57	\$ 110,785.06
Texas Class Const Fund	\$ 3,552,212.21	4.39%	\$ 14,274.11		\$ 14,274.11	\$ 74,671.04	\$ 88,945.15
	\$ 8,530,242.77		\$ 29,381.68			\$ -	\$ 212,831.12
						\$ -	
						\$ -	
<u>CONSTRUCTION 2015</u>							
TXLC Construction Fund	\$ 22,033.36	2.02%	\$ 109.19		\$ 109.19	\$ 1,600.61	\$ 1,709.80
Construction I&S	\$ 287,105.97	2.02%	\$ 383.47		\$ 383.47	\$ 5,513.64	\$ 5,897.11
	\$ 309,139.33		\$ 492.66				\$ 7,606.91
TOTAL CONSTRUCTION	\$ 309,139.33		\$ 492.66				\$ 7,606.91
TOTAL NAV DIST	\$ 1,388,528.41		\$ 1,640.08				\$ 13,100.91
POOL INVESTMENTS	\$ 7,141,714.36		\$ 27,741.60				\$ 199,730.21
TOTAL I&S	\$ 332,252.69		\$ 434.92				\$ 6,812.55
TOTAL	\$ 8,862,495.46		\$ 30,309.26				\$ 227,250.58
TOTAL	\$ 8,862,495.46		\$ 30,309.26				\$ 227,250.58
LESS PROMO & DEV	\$ (440,283.71)		\$ (751.50)				\$ (5,285.66)
LESS TX CLASS OPERATING	\$ (3,589,502.15)		\$ (13,467.49)				\$ (110,785.06)
TOTAL CASH ON HAND	\$ 4,832,709.60		\$ 16,090.27				\$ 111,179.86

9/23/2025