

MINUTES OF COUNTY FINANCES
TREASURER'S REPORT
MONTHLY- OCTOBER 2025


IN THE MATTER OF COUNTY FINANCES
IN THE HANDS OF PAIGE FOSTER
TREASURER OF VICTORIA COUNTY, TEXAS


COMMISSIONERS' COURT
VICTORIA COUNTY, TEXAS
IN SPECIAL SESSION
REGULAR TERM
NOVEMBER 24, 2025


TOTAL IN BANK ACCOUNTS	\$33865583.23
TOTAL INVESTMENTS	\$54,084,933.77
TOTAL CASH AND INVESTMENTS	\$ 87,950,517.00

TOTAL MARKET VALUE OF COLLATERAL PLEDGED BY PROSPERITY BANK \$ 94,333,589.59


IN ACCORDANCE with Section 114.026, Local Government Code, we, the undersigned, constituting the entire Commissioners Court of said County, certify that on the 24th day of NOVEMBER 2025, at the Special Session of a Regular Term of Court. We compared and examined the monthly report of Paige Foster, Treasurer of Victoria County, Texas, for OCTOBER 2025, and finding the same correct, entered an order in the Minutes approving said Report.


Ben Zeller, County Judge



Danny Garcia, Commissioner Pct. 1


Jason Oht, Commissioner Pct. 2


Shannon Martin, Commissioner Pct. 3




Kenneth Sexton, Commissioner Pct. 4

SWORN TO AND SUBSCRIBED BEFORE ME, by Ben Zeller, County Judge, and County Commissioners of said Victoria County, each respectively, on this the 24th day of November A.D., 2025.


Attest: Heidi Easley, County Clerk

FILED FOR RECORD THIS 24th Day of November A.D. 2025, and recorded on the 24th day of November, A.D. 2025.




Heidi Easley, County Clerk and
Ex-Officio Clerk of the Commissioners
Court in and for Victoria County, Texas.
By: 
Deputy **Stefanie Tumlinson**



MONTHLY REPORT OF

PAIGE FOSTER, COUNTY TREASURER

VICTORIA COUNTY, TEXAS

FOR THE MONTH OF OCTOBER 2025

This report, presented for the approval of the Commissioners' Court, in accordance with Vernon's Texas Codes Annotated, Local Government Code, and Section 83.002 (a) (3), and Title 10, Chapter 2256, Government Code (Public Funds Investment Act), is true and correct to the best of my knowledge and belief, according to the records of this office.

A handwritten signature in cursive script, appearing to read "Paige Foster", is written over a horizontal line.

PAIGE FOSTER
COUNTY TREASURER

VICTORIA COUNTY
INVESTMENTS ON HAND
OCTOBER, 2025

FUND	DESCRIPTION	NET YIELD	MONTHLY INTEREST	INTEREST 2025	TOTAL INVESTMENT	MARKET VALUE
VICTORIA COUNTY						
	TX CLASS POOL	4.28%	53,890.75	582,784.02	24,699,078.20	36.56%
	L.O.G.I.C. POOL	4.242%	20,852.47	284,014.74	4,583,891.81	0.79%
	CD'S MULTI BANK	4.220%	52,447.58	443,863.85	13,531,000.00	20.04%
	CD'S AMERIPRISE	4.540%		0.00	981,000.00	1.45%
	GOVERNMENT SECURITIES	4.010%	16,000.00	33,620.00	1,050,000.00	1.58%
	MULTI BANK CASH FND			0.00	0.00	0.00%
	AMERIPRISE MUTUAL FUNDS	3.720%		23,432.61	12,461.32	0.02%
	CASH ON HAND-COUNTY FUNDS	2.020%	42,694.97	482,881.77	22,663,726.84	33.57%
	TOTAL COUNTY FUNDS		185,865.77	1,850,596.59	67,521,158.17	100%
CITIZENS MEDICAL CENTER						
	TX CLASS POOL	4.28%	13,734.33	297,863.71	3,789,717.59	34.55%
	CMC NURSING HOMES	2.020%	1,481.88	11,812.51	1,156,307.50	10.54%
	CASH ON HAND-CITIZENS MEDICAL CENTER	2.020%	8,750.45	102,495.89	6,023,869.89	54.91%
	TOTAL HOSPITAL FUNDS		23,966.66	412,172.11	10,969,894.98	100%
NAVIGATION DISTRICT						
	TEXAS CLASS POOL	4.28%	16,273.99	238,793.03	5,449,243.43	57.54%
	CASH ON HAND TXLC CONSTRUCTION	2.020%	392.40	2,494.60	301,539.25	3.18%
	CASH ON HAND 2015 INTEREST & SINKING	2.020%	491.13	6,879.37	357,597.10	3.78%
	PROMOTION AND DEVELOPMENT FUND	2.020%	751.50	6,788.86	432,381.13	4.57%
	CASH ON HAND-2012A/B INTEREST/SINKING	2.020%	570.00	7,852.55	418,822.89	4.43%
	CASH ON HAND-NAVIGATION DISTRICT	2.020%	1,355.45	10,566.15	2,510,338.83	26.51%
	TOTAL NAVIGATION DIST FUNDS		19,864.47	273,494.36	9,470,922.43	100%
SUMMARY TOTAL PORTFOLIO						
	TOTAL COUNTY BANK FUNDS		42,694.97	482,881.77	22,663,726.84	25.7687%
	TOTAL HOSPITAL BANK FUNDS		10,232.33	114,308.40	7,180,177.39	8.1639%
	TOTAL NAVIGATION DISTRICT BANKFUNDS		3,590.48	34,701.33	4,021,679.00	4.5727%
	TOTAL BANK FUNDS	39%	56,517.78	631,891.50	33,865,583.23	38.51%
	CASH ON HAND - ALL FUNDS				33,865,583.23	38.51%
	PLEDGED SECURITIES - ALL FUNDS				94,333,569.59	84,340,035.02
	CERTIFICATES OF DEPOSIT	4.350%	52,447.58	443,863.85	14,512,000.00	16.50%
	MONEY MKT MUTUAL FUNDS	3.9900%		23,432.61	1,002.74	0.00%
	POOLS	4.2705%	104,751.54	1,403,455.50	38,521,931.03	43.80%
	GOVERNMENT SECURITIES	4.010%	16,000.00	33,620.00	1,050,000.00	1.19%
	TOTAL INVESTMENTS	61%	173,199.12	1,904,371.96	54,084,933.77	61.49%
	TOTAL PORTFOLIO INCLUDING CASH	3.728%	229,716.90	2,536,263.46	87,950,517.00	100.00%
						88,056,749.91

VICTORIA COUNTY
 POOL INVESTMENTS
 OCTOBER 2025

	BEGIN BALANCE	RATE	CONTRIBUTIONS	WITHDRAWALS	INTEREST	END BALANCE	INTEREST YR TO DATE 2025
COUNTY							
LOGIC COUNTY	\$ 6,563,039.34	4.24%		2,000,000.00	\$ 20,852.47	\$ 4,583,891.81	\$ 284,014.74
TEXAS CLASS County	\$ 7,457,137.23	4.28%		\$ 2,500,000.00	\$ 24,778.04	\$ 4,981,915.27	\$ 395,190.63
TEXAS CLASS County GOV	\$ -				\$ -	\$ -	\$ -
TEXAS CLASS COB 2023	\$ 2,056,552.42	4.28%		500,000.00	\$ 7,011.12	\$ 1,563,563.54	\$ 130,318.42
TX CLASS CO MENTAL HEALTH	\$ 2,035,173.38	4.28%			\$ 7,402.51	\$ 2,042,575.89	\$ 42,575.89
TEXAS CLASS County R&B 1			\$ 2,364,234.40		\$ 6,653.07	\$ 2,370,887.47	\$ 6,653.07
TEXAS CLASS COB 2025		4.28%	\$ 13,732,090.02		\$ 8,046.01	\$ 13,740,136.03	\$ 8,046.01
TOTAL		4.26%			\$ 74,743.22	\$ 29,282,970.01	\$ 866,798.76
Texas class	average interest	4.28%			\$ 53,890.75	\$ 24,699,078.20	\$ 582,784.02
HOSPITAL							
TEXAS CLASS CMC	\$ 3,775,983.26	4.28%			\$ 13,734.33	\$ 3,789,717.59	\$ 297,863.71
TEXAS CLASS CMC GOV	\$ -				\$ -	\$ -	\$ -
TEXAS CLASS CMC COB 2025					\$ 13,734.33	\$ 3,789,717.59	\$ 297,863.71
NAVIGATION							
Texas Class Op Fund	\$ 2,483,265.71	4.28%	\$ 1,325,482.63		\$ 9,392.73	\$ 3,818,141.07	\$ 132,770.27
Texas Class Const Fund	\$ 2,806,752.23	4.28%		1,182,531.13	\$ 6,881.26	\$ 1,631,102.36	\$ 106,022.76
TOTAL		4.28%			\$ 16,273.99	\$ 5,449,243.43	\$ 238,793.03
		4.27%		TOTAL	\$ 104,751.54	\$ 38,521,931.03	\$ 1,403,455.50

CD INVESTMENTS GENERAL FUND
OCTOBER 2025

ISSUER	CUSIP	BROKER	TERM	% EARN	BOOK VALUE	SETTLE	MATURE	MKT PRICE	MARKET VALUE
2025									
SPOKANE TEACHERS CR UN (68203)	849061AA4	MBS	36	4.990%	\$ 248,000.00	11/23/2022	11/24/2025	100.071	\$ 248,176.08
AUSTIN TELCO FED CR UN (4584)	052392CD7	MBS	36	4.990%	\$ 248,000.00	11/28/2022	11/28/2025	100.069	\$ 248,171.12
FIRST TECHNOLOGY FED	33715L-FM-7	MBS	30	5.140%	\$ 248,000.00	6/30/2023	12/30/2025	100.188	\$ 248,466.24
2026									
BRENTWOOD BK	107219BP1	AMB	33	4.690%	\$ 249,000.00	4/18/2024	1/16/2026	100.168	\$ 249,418.32
LIBERTY FIRST CR UN	530520AF2	MBS	36	4.490%	\$ 249,000.00	2/3/2023	2/3/2026	100.162	\$ 249,403.38
FIRST UTD BK & TR	33742CCQ8	MBS	36	4.240%	\$ 249,000.00	3/8/2023	2/9/2026	100.107	\$ 249,266.43
SANDY SPRINGS BK	800364EX5	MBS	36	4.880%	\$ 244,000.00	3/14/2023	3/16/2026	100.405	\$ 244,988.20
BANK OF America na	06051XCQ3	AMB	24	4.780%	\$ 244,000.00	4/18/2024	4/20/2026	100.491	\$ 245,198.04
FLAGSTAR BANK NA (32541)	33847GHG0	MBS	24	4.960%	\$ 243,000.00	5/23/2024	5/22/2026	100.659	\$ 244,601.37
MARINE FDU (312977)	56824JBF0	MBS	18	4.230%	\$ 249,000.00	11/27/2024	5/27/2026	100.289	\$ 249,719.61
DORT FINL CR UN	25844MBE7	MBS	36	5.000%	\$ 246,000.00	6/28/2023	6/29/2026	100.863	\$ 248,122.98
JOHN MARSHELL BANK (#58243)	47804GLQ4	MBS	18	3.790%	\$ 249,000.00	10/25/2024	7/27/2026	100.063	\$ 249,156.87
TRADITIONAL BK INC	89268YBN4	MBS	30	3.990%	\$ 210,000.00	10/16/2204	8/13/2026	100.227	\$ 210,476.70
BRADESCO BK (21265)	10421ABK2	MBS	18	4.180%	\$ 244,000.00	2/19/2025	8/19/2026	100.353	\$ 244,861.32
B1bank	098079BG0	MBS	30	4.610%	\$ 249,000.00	3/18/2024	9/15/2026	100.826	\$ 251,056.74
BANC OF CALIFORNIA (24045)	05890QDS0	MBS	18	4.080%	\$ 244,000.00	3/20/2025	9/21/2026	100.402	\$ 244,980.88
SIGNATURE BK OF ARKANSAS	82669LL5	MBS	18	3.980%	\$ 249,000.00	3/26/2025	9/28/2026	100.297	\$ 249,739.53
AMERICAN COMMERCIAL BANK AND TRUST NA	02519ADP9	MBS	18	3.840%	\$ 249,000.00	4/25/2025	10/26/2026	100.181	\$ 249,450.69
NICOLET NATL BK	654062LW6	MBS	30	4.740%	\$ 249,000.00	4/30/2024	10/30/2026	101.114	\$ 251,773.86
ALLIANT CR UN CHICAGO	01882MAJ1	MBS	36	5.490%	\$ 248,000.00	11/20/2023	11/20/2026	101.999	\$ 252,957.52
DMB COMMUNITY BANK (14769)	23322GW45	MBS	30	4.550%	\$ 249,000.00	6/6/2024	12/4/2026	101.002	\$ 251,494.98
2027									
MERRICK BK	59013K3J3	MBS	24	3.980%	\$ 249,000.00	1/2/2025	1/4/2027	100.398	\$ 249,991.02
SOUND CR	83616HAE4	MBS	36	4.170%	\$ 249,000.00	1/31/2025	2/1/2027	100.653	\$ 250,625.97
OREGON CMNTY CR UN	68584JAP4	MBS	36	4.260%	\$ 249,000.00	2/9/2024	2/9/2027	100.788	\$ 250,962.12
UNIVEST BANK & TRUST	91527PCJ4	MBS	36	4.540%	\$ 249,000.00	3/13/2024	3/15/2027	101.223	\$ 252,045.27
CARTER BANK & TRUST	146102AN8	MBS	36	4.540%	\$ 249,000.00	3/20/2024	3/22/2027	101.24	\$ 252,087.60

CD INVESTMENTS GENERAL FUND
OCTOBER 2025

ISSUER	CUSIP	BROKER	TERM	% EARN	BOOK VALUE	SETTLE	MATURE	MKT PRICE	MARKET VALUE
MOUNTAIN COMM BK	62400PKT6	AMB	36	4.540%	\$ 244,000.00	4/15/2024	4/15/2027	101.297	\$ 247,164.68
UNITED BANKERS BK	909557LK4	MBS	27	4.020%	\$ 249,000.00	1/31/2025	4/30/2027	100.565	\$ 250,406.85
LINCOLN SVGS BK (#14207)	534732CX8	MBS	24	3.930%	\$ 245,000.00	5/14/2025	5/14/2027	100.380	\$ 245,931.00
WELLS FARGO BK N A (3511)	949764N9J	MBS	36	4.760%	\$ 248,000.00	5/14/2024	5/14/2027	101.759	\$ 252,362.32
CELTIC BANK (#57056)	15118RW37	MBS	18	3.880%	\$ 249,000.00	5/20/2025	5/20/2027	100.346	\$ 249,861.54
RIDDLE NATIONAL BANK (4318)	765667AEO	MBS	36	4.620%	\$ 249,000.00	5/30/2024	6/1/2027	101.583	\$ 252,941.67
PEOPLES BK MARIETTA	71050LCU5	MBS	18	4.070%	\$ 244,000.00	1/8/2025	7/28/2027	100.674	\$ 245,644.56
ONE CUOMMUNITY BANK (FDIC22334)	682325EX9	MBS	33	3.970%	\$ 249,000.00	11/27/2024	8/27/2027	100.570	\$ 250,419.30
ALLY BK SNADY	02007G3Q4	MBS	36	3.880%	\$ 245,000.00	9/19/2024	9/20/2027	100.439	\$ 246,075.55
PARKSIDE FINL BK &TR	70147AGH1	MBS	36	3.600%	\$ 249,000.00	10/8/2024	10/8/2027	99.853	\$ 248,633.97
AMERICAN NATIONAL BANK (19300)	028402DK8	MBS	36	3.880%	\$ 249,000.00	10/30/2024	10/29/2027	100.442	\$ 250,100.58
WORKERS FED CR UN	98138MCW8	MBS	36	4.060%	\$ 249,000.00	11/22/2024	11/22/2027	100.828	\$ 251,061.72
SAN FRANCISCO NCUA	79772FAK2	MBS	36	4.200%	\$ 249,000.00	11/27/2024	11/29/2027	101.145	\$ 251,851.05
VALLEY NATL BK PASSAIC	919853PU9	MBS	36	4.020%	\$ 200,000.00	12/9/2024	12/9/2027	100.712	\$ 201,424.00
GOLDEN BK NATL ASSN HOUSTON	38081GBP0	MBS	36	4.010%	\$ 249,000.00	12/20/2024	12/20/2027	100.752	\$ 250,872.48
	2028			4.147%					
CROSS RIV BK	227563LU5	MBS	36	3.970%	\$ 245,000.00	1/3/2025	1/3/2028	100.617	\$ 246,511.65
MORGAN STANLEY PVT	61776NKD4	AMB	36	4.150%	\$ 244,000.00	1/29/2025	1/31/2028	101.104	\$ 246,693.76
MORGAN STANLEY BK	61690DP77	MBS	36	4.190%	\$ 244,000.00	2/12/2025	2/14/2028	101.230	\$ 247,001.20
1ST FINL BANK	32022RZB6	MBS	36	4.090%	\$ 249,000.00	2/18/2025	2/18/2028	101.284	\$ 252,197.16
AMERICAN EXPRESS NATL BANK	02357QAR8	MBS	36	4.060%	\$ 244,000.00	2/28/2022	2/28/2025	100.955	\$ 246,330.20
GOLDMAN SACHS BANK USA	38150VS91	MBS	36	3.970%	\$ 245,000.00	3/25/2025	3/27/2028	100.726	\$ 246,778.70
VERIDIAN CU (64418)	92348DAE9	MBS	36	3.970%	\$ 249,000.00	3/28/2025	3/28/2028	100.722	\$ 250,797.78
EAGLEBANK (#34742)	27002YHN9	MBS	18	4.010%	\$ 249,000.00	4/16/2025	4/17/2028	100.854	\$ 251,126.46
MY COMMUNITY (368682)	62848NAD7	MBS	36	3.830%	\$ 249,000.00	4/16/2025	4/17/2028	100.383	\$ 249,953.67
BNY MELLON NATIONAL ASSOCIATION (37946)	05584CX27	MBS	36	3.830%	\$ 245,000.00	5/7/2025	5/8/2028	100.363	\$ 245,889.35
FIRST CITIZENS NATIONAL BANK (#4972)	319513CZ8	MBS	36	3.830%	\$ 245,000.00	5/7/2025	5/8/2028	100.363	\$ 245,889.35
UBS BANK (#57565)	90355GWA0	MBS	36	3.970%	\$ 249,000.00	3/20/2025	5/15/2028	100.744	\$ 250,852.56
LUANA SVGS BK	549104J99	MBS	36	3.970%	\$ 245,000.00	6/5/2025	6/5/2028	100.725	\$ 246,776.25
FIRST CAROLINA BK	31944MEX9	MBS	36	3.960%	\$ 249,000.00	6/27/2025	6/27/2028	100.769	\$ 250,914.81

CD INVESTMENTS GENERAL FUND

OCTOBER 2025

ISSUER	CUSIP	BROKER	TERM	% EARN	BOOK VALUE	SETTLE	MATURE	MKT PRICE	MARKET VALUE
GLOBAL FED CR	37892MAX2	MBS	36	4.140%	\$ 249,000.00	6/30/2025	6/30/2028	101.278	\$ 252,182.22
SOMERSET TR CO	835104DD9	MBS	36	3.970%	\$ 249,000.00	7/8/2025	7/10/2028	100.522	\$ 250,299.78
HOME FED SVGS & LN	43710JAF6	MBS	36	3.740%	\$ 245,000.00	8/13/2025	8/14/2028	100.141	\$ 245,345.45
U T FED CR UN KNOXVILLE	90356NAB6	MBS	36	4.04%	\$ 249,000.00	9/12/2025	9/12/2028	100.063	\$ 249,156.87
		TOTAL		4.24%	14,512,000.00			100.624	\$ 14,606,641.33
		MBS		4.22%	\$ 13,531,000.00	\$ 52,320.15		100.65	\$ 13,618,166.53
		AMB		4.54%	\$ 981,000.00			100.77	\$ 988,474.80
TOTAL					\$14,512,000.00	\$ 52,320.15			\$ 14,606,641.33
						INTEREST EARNED MONTH	YEAR TO DATE		
						\$ 52,320.15	\$ 443,736.42		

AGENCY BONDS
OCTOBER 2025

11/24/2025

ISSUER/ TYPE	CUSIP	BROKER	TERM	RATE	AMOUNT	SETTLE	MATURE	CALL/ FREQ	Mrkt \$	MRKT VALUE	1ST CALL	RATE
FEDERAL HOME LN MTG CORP	3134HADV2	MBS	3YR	4.00%	250,000.00	8/13/2024	8/13/2027	YES/6M/M	99.81	\$ 249,525.00	11/13/2025	5.03%
FEDERAL HOME LN MTG CORP	3134HBGA3	MBS	3YR	3.99%	800,000.00	4/10/2025	4/10/2028	YES/1Y/A	100.076	\$ 800,608.00	4/10/2026	4.31%
				4.00%	1,050,000.00						1,050,133.00	

CALLED

BOUGHT

CALLABLE/ 1ST CALLABLE/ HOWOFTEN CALLABLE
YES/NO
6M = 6 MONTHS
1YR= 1 YEAR
M= MONTHLY CALLABLE (AMERICAN)
A= YEARLY CALLABLE

VICTORIA COUNTY
MUTUAL FUNDS
OCTOBER 2025

MUTUAL FUNDS	CUSIP	YIELD	QUANTITY	MARKET \$	END VALUE THIS PERIOD	END VALUE LAST PERIOD	CHANGE	INTEREST PAID THIS PERIOD	TOTAL INTEREST
AMERIPRISE INVESCO TREASURY PRIVATE Multi Bank Systems	TPFXX	3.72%	\$ 12,461.32	\$ 1.00	\$ 12,461.32	\$ 2,000.68	\$ 10,460.64	\$ 2,004.71	\$ 25,437.32

THIS IS ACCRUED INTEREST FROM AMERIPRISE
PAYS OUT QUARTERLY

FUND	ACCT. NO.	ACCOUNT NAME	CASH	INVESTMENTS
VICTORIA COUNTY HOSPITAL				
820	101-1000	HOSPITAL FUND	2,630,970.90	
820	101-2004	CMC 125 PLAN	261,448.06	
820	101-2010	CMC BONDS	13,779,702.81	
820	101-3000	CMC ACCTS PAYABLE	(236,069.13)	
820	101-4000	CMC PAYROLL	20,885.76	
820	101-4100	CMC MEDICAL PROFESS #214125768	328,712.03	
820	101-4105	CMC MEDICAL PROFESS #217301213	1.15	
820	101-4200	CMC WEIGHT MANAGEMENT CNTR	93,453.91	
820	101-4300	CMC HOME HEALTH AGENCY	74,420.02	
820	101-5001	ARBORETUM NURSE /REHAB/WINNIE	0.00	
820	101-5002	MATAGORDA NURSING & REHAB	0.00	
820	101-5003	TWIN PINES NURSING & REHAB	0.00	
820	101-5004	SHADY OAKS NURSING & REHAB	0.00	
820	101-5005	AMISTAD NURSING & REHAB	0.00	
820	101-5006	GANADO NURSING & REHAB	0.00	
820	101-5007	CUERO NURSING & REHAB	0.00	
820	101-5008	STEVENS NURSE & REHAB/HALLETTS	7,561.50	
820	101-5009	PORT LAVACA NURSING & REHAB	1,300.00	
820	101-5010	SOUTHBROOKE NURSING & REHAB	0.00	
820	101-5011	WHARTON NURSING & REHAB	0.00	
820	101-5012	YOAKUM NURSING & REHAB	0.00	
820	101-5100	CUERO NURSING & REHAB-HUD	225,404.47	
820	101-5105	STEVENS NURSE & REHAB-HUD	167,370.65	
820	101-5110	PORT LAVACA NURSE & REHAB-HUD	239,048.08	
820	101-5115	SOUTHBROOKE NURSE&REHAB-HUD	329,000.02	
820	101-5120	WHARTON NURSING& REHAB-HUD	186,623.18	
820	101-5125	YOAKUM NURSING & REHAB-HUD	0.00	
820	101-5130	MATAGORDA NURSING & REHAB-HUD	0.00	
820	101-5135	TWIN PINES NURSING & REHAB-HUD	0.00	
820	101-5140	GANADO NURSING & REHAB-HUD	0.00	
820	151-1004	CERTIFICATES OF DEPOSIT		0.00
820	151-1005	LOCAL GOVT. INVEST. COOP.		0.00
820	151-1007	TEXAS COOPERATIVE LIQUID ASSET		3,789,717.59
820	151-1008	TXCLASS-BOND ACCT		0.00
TOTAL 820-VICTORIA COUNTY HOSPITAL			18,109,833.41	3,789,717.59
TOTAL CASH AND INVESTMENTS			18,109,833.41	3,789,717.59

*** END OF REPORT ***

CASH & INVESTMENTS BY FUND

AS OF: OCTOBER 31ST, 2025 OCTOBER 31ST, 2025

FUND ACCT. NO. ACCOUNT NAME	CASH	INVESTMENTS
TOTAL CASH AND INVESTMENTS	43,200,866.35	44,862,939.54

*** END OF REPORT ***

Pooled Cash	(20,537,139.51)	
	<u>22,663,726.84</u>	<u>44,862,939.54</u>

43,200,866.35
 20,537,139.51
 22,663,726.84

FUND	ACCT. NO.	ACCOUNT NAME	CASH	INVESTMENTS
POOLED CASH - APCA				
=====				
001	101-2000	POOLED CASH	20,537,139.51	
001	101-2005	POOLED CASH-PAYROLL	0.00	
TOTAL 001-POOLED CASH - APCA			20,537,139.51	0.00

GENERAL FUND				
=====				
100	101-2000	CLAIM ON CASH-GENERAL FUND	5,164,114.07	
100	101-3000	VC CREDIT CARD CLEARING ACCT	107,373.25	
100	101-3010	VC ANIMAL SERVICES ACCT	641.83	
100	151-1003	CERTIFICATE OF DEPOSIT		14,512,000.00
100	151-1004	GOVERNMENT AGENCIES		1,050,000.00
100	151-1005	LOCAL GOVT. INVEST. COOP.		4,583,891.81
100	151-1007	TEXAS COOPERATIVE LIQUID ASSET		4,981,915.27
100	151-1101	MULTI-BANK SECURITIES CASH FND		5,508.21
100	151-1102	AMERIPRISE MUTUAL FUND		12,461.32
TOTAL 100-GENERAL FUND			5,272,129.15	25,145,776.61

EMERGENCY MGMT				
=====				
108	101-2000	CLAIM ON CASH-EMER MGMT	(549,899.97)	
TOTAL 108-EMERGENCY MGMT			(549,899.97)	0.00

LEPC FUND				
=====				
109	101-2000	CLAIM ON CASH-LEPC	11,521.26	
TOTAL 109-LEPC FUND			11,521.26	0.00

J. P. SPECIAL FUND				
=====				
110	101-2000	CLAIM ON CASH-J.P. SPECIAL FD	667.15	
TOTAL 110-J.P. SPECIAL FUND			667.15	0.00

COURT-INITIATED GUARDIANS				
=====				
117	101-2000	CLAIM ON CASH-COURT INITIATED	20,349.50	
TOTAL 117-COURT-INITIATED GUARDIANS			20,349.50	0.00

FUND ACCT. NO.	ACCOUNT NAME	CASH	INVESTMENTS
COUNTY JURY FUND			
118	101-2000 CLAIM ON CASH-COUNTY JURY FUND	25,029.14	
TOTAL 118-COUNTY JURY FUND		25,029.14	0.00
CO CLERK ARCHIVE FEE FD			
119	101-2000 CLAIM ON CASH-CO CLK ARCHIVE	61,222.18	
TOTAL 119-CO CLERK ARCHIVE FEE FD		61,222.18	0.00
RECORDS MANAGEMENT FUND			
120	101-2000 CLAIM ON CASH-RECORD MGMT	213,069.24	
TOTAL 120-RECORDS MANAGEMENT FUND		213,069.24	0.00
COURTHOUSE SECURITY FUND			
121	101-2000 CLAIM ON CASH-CRTHSE SECURITY	187,780.78	
TOTAL 121-COURTHOUSE SECURITY FUND		187,780.78	0.00
JUSTICE CT BLDG SECURITY			
122	101-2000 CLAIM ON CASH-JP CRT BLD SECUR	31,940.18	
TOTAL 122-JUSTICE CT BLDG SECURITY		31,940.18	0.00
DIST. CLERK RECORDS MGMT			
123	101-2000 CLAIM ON CASH-DIST CLK REC MGT	109,817.89	
TOTAL 123-DIST. CLERK RECORD MGMT		109,817.89	0.00
CO CLERK OF THE COURT			
124	101-2000 CLAIM ON CASH-CO CLRK OF COUR	131,141.83	
TOTAL 124-CO CLERK OF THE COURT		131,141.83	0.00

FUND ACCT. NO.	ACCOUNT NAME	CASH	INVESTMENTS
DIST CLERK OF THE COURT			
=====			
125 101-2000	CLAIM ON CASH-DIST CLRK OF CRT	137,485.88	
TOTAL 125-DIST CLERK OF THE COURT		137,485.88	0.00
=====			
COURT REPORTER SERVICE			
=====			
126 101-2000	CLAIM ON CASH-CRT REPORTER SRV	40,735.27	
TOTAL 126-COURT REPORTER SERVICE		40,735.27	0.00
=====			
COURT FACILITY FEE FUND			
=====			
127 101-2000	CLAIM ON CASH-CRT FACILITY FEE	101,765.27	
TOTAL 127-COURT FACILITY FEE FUND		101,765.27	0.00
=====			
CDBG-DR LOCAL BUYOUT			
=====			
128 101-2000	CLAIM ON CASH-CDBG-DR LOCAL BU	0.00	
TOTAL 128-CDBG-DR LOCAL BUYOUT		0.00	0.00
=====			
LANGUAGE ACCESS FUND			
=====			
129 101-2000	CLAIM ON CASH-LANGUAGE ACCESS	33,510.99	
TOTAL 129-LANGUAGE ACCESS FUND		33,510.99	0.00
=====			
PATRIOT PARK DONATION FD			
=====			
140 101-2000	CLAIM ON CASH-PATRIOT PRK DON	1,652.06	
TOTAL 140-PATRIOT PARK DONATION FD		1,652.06	0.00
=====			
OPIOID SETTLEMENT FUND			
=====			
145 101-2000	CLAIM ON CASH-OPIOID SETTLEMEN	350,518.84	
TOTAL 145-OPIOID SETTLEMENT FUND		350,518.84	0.00
=====			

FUND ACCT. NO.	ACCOUNT NAME	CASH	INVESTMENTS
SHERIFF'S SPECIAL FUND			
=====			
150 101-2000	CLAIM ON CASH-SHERIFFS SPECIAL	43,284.65	
150 101-3000	PROPERTY TAX SALE ACCOUNT	965.53	
TOTAL 150-SHERIFF'S SPECIAL FUND		44,250.18	0.00
CONSTABLE'S SPECIAL FUND			
=====			
155 101-2000	CLAIM ON CASH-CONSTABLES SPEC	0.00	
TOTAL 155-CONSTABLE'S SPECIAL FUND		0.00	0.00
CLERK'S SPECIAL FUND			
=====			
160 101-2000	CLAIM ON CASH-CLERKS SPECIAL	27,558.74	
TOTAL 160-CLERK'S SPECIAL FUND		27,558.74	0.00
AMERICAN RESCUE PLAN			
=====			
190 101-2000	CLAIM ON CASH-AMERICAN RESCUE	2,114,455.78	
TOTAL 190-AMERICAN RESCUE PLAN		2,114,455.78	0.00
2024 HURRICANE BERYL			
=====			
191 101-2000	CLAIM ON CASH-2024 HURRICANE B	(73,122.58)	
TOTAL 191-2024 HURRICANE BERYL		(73,122.58)	0.00
COVID19			
=====			
192 101-2000	CLAIM ON CASH-COVID19	0.00	
TOTAL 192-COVID19		0.00	0.00
HMGP DR-4485 JUV GENERATO			
=====			
193 101-2000	CLAIM ON CASH-HMGP DR-4485 JUV	(8,095.66)	
TOTAL 193-HMGP DR-4485 JUV GENERATO		(8,095.66)	0.00

CASH & INVESTMENTS BY FUND

AS OF: OCTOBER 31ST, 2025 OCTOBER 31ST, 2025

FUND ACCT. NO.	ACCOUNT NAME	CASH	INVESTMENTS
DISASTER RESPONSE			
=====			
194 101-2000	CLAIM ON CASH-HURRICANE HELENE	(22,258.04)	
TOTAL 194-DISASTER RESPONSE		(22,258.04)	0.00

GULF/MEXICO ENERGY SEC			
=====			
195 101-2000	CLAIM ON CASH-GULF MEXICO ENGY	1,094,837.16	
TOTAL 195-GULF/MEXICO ENERGY SEC.		1,094,837.16	0.00

HMGP DR-4485 RGNL EMERGNC			
=====			
196 101-2000	CLAIM ON CASH-HMGP DR-4485 RGN	(265,778.50)	
TOTAL 196-HMGP DR-4485 RGNL EMERGNC		(265,778.50)	0.00

FEMA HAZARD MIT FUND			
=====			
197 101-2000	CLAIM ON CASH-FEMA HAZARD MIT	(143,636.04)	
TOTAL 197- FEMA HAZARD MIT. FD		(143,636.04)	0.00

TXDOT MCCOY RD RECONST			
=====			
199 101-2000	CLAIM ON CASH-TXDOT MCCOY RD	324,523.77	
TOTAL 199-TXDOT MCCOY RD RECONST		324,523.77	0.00

ROAD AND BRIDGE FUND/PCT			
=====			
201 101-2000	CLAIM ON CASH-R&B PCT #1	1,416,768.76	
201 151-1007	TEXAS COOPERATIVE LIQUID ASSET		2,370,887.47
TOTAL 201-ROAD & BRIDGE FUND PCT 1		1,416,768.76	2,370,887.47

ROAD AND BRIDGE FUND/PCT			
=====			
202 101-2000	CLAIM ON CASH-R&B PCT #2	1,898,258.63	
TOTAL 202-ROAD & BRIDGE FUND PCT 2.		1,898,258.63	0.00

CASH & INVESTMENTS BY FUND

AS OF: OCTOBER 31ST, 2025 OCTOBER 31ST, 2025

FUND ACCT. NO.	ACCOUNT NAME	CASH	INVESTMENTS
ROAD AND BRIDGE FUND/PCT			
=====			
203 101-2000	CLAIM ON CASH-R&B PCT #3	1,149,348.28	
TOTAL 203-ROAD & BRIDGE FUND PCT 3		1,149,348.28	0.00
ROAD AND BRIDGE FUND/PCT			
=====			
204 101-2000	CLAIM ON CASH-R&B PCT #4	1,090,347.26	
TOTAL 204-ROAD & BRIDGE FUND PCT 4		1,090,347.26	0.00
CTIF GRANT FUND			
=====			
210 101-2000	CLAIM ON CASH-CTIF	0.00	
TOTAL 210-CTIF GRANT FUND		0.00	0.00
CAPITAL CREDITS FUND			
=====			
215 101-2000	CLAIM ON CASH-CAPITAL CREDITS	161,269.80	
TOTAL 215-CAPITAL CREDITS FUND		161,269.80	0.00
JUVENILE RESTITUTION			
=====			
221 101-2000	CLAIM ON CASH-JUVEN.RESTITUT.	69.54	
TOTAL 221-JUVENILE RESTITUTION		69.54	0.00
JUVENILE PROBATION FUND			
=====			
231 101-2000	CLAIM ON CASH-JUVEN PROBAT.	937,090.93	
TOTAL 231-JUVENILE PROBATION FD		937,090.93	0.00
DRUG COURTS PROGRAMS			
=====			
240 101-2000	CLAIM ON CASH-DRUG CRT PROG	129.33	
TOTAL 240-DRUG COURTS PROGRAM		129.33	0.00

FUND	ACCT. NO.	ACCOUNT NAME	CASH	INVESTMENTS
24TH JUDICIAL DIST PROB				
=====				
241	101-2000	CLAIM ON CASH-24 JUD DIST PROB	0.00	
TOTAL 241-24TH JUDICIAL DIST. PROB			0.00	0.00
COUNTY SPECIALTY COURT				
=====				
245	101-2000	CLAIM ON CASH-CNTY SPECIALTY	14,356.81	
TOTAL 245-COUNTY SPECIALTY COURT			14,356.81	0.00
LOCAL TRUANCY PREVENTION				
=====				
280	101-2000	CLAIM ON CASH-LOCAL TRUANCY	58,757.99	
TOTAL 280-LOCAL TRUANCY PREVENTIONS			58,757.99	0.00
JUSTICE TECHNOLOGY FUND				
=====				
281	101-2000	CLAIM ON CASH-JUSTICE TECH.	8,254.79	
TOTAL 281-JUSTICE TECHNOLOGY FD.			8,254.79	0.00
FAMILY PROTECTION FEE FD				
=====				
282	101-2000	CLAIM ON CASH-FAM PROTECT FEE	3,375.93	
TOTAL 282-FAMILY PROTECTION FEE FD			3,375.93	0.00
CO/DIST TECHNOLOGY FD				
=====				
283	101-2000	CLAIM ON CASH-CO/DIST TECHNOL	2,826.88	
TOTAL 283-CO/DIST TECHNOLOGY FD			2,826.88	0.00
CHILD ABUSE PREVENTION				
=====				
286	101-2000	CLAIM ON CASH-CHILD ABUSE PRV	717.31	
TOTAL 286-CHILD ABUSE PREVENTION			717.31	0.00

FUND	ACCT. NO.	ACCOUNT NAME	CASH	INVESTMENTS
RURAL SHERIFF OFC SALARY				
=====				
288	101-2000	CLAIM ON CASH-RURAL SHERIFF OF	164,291.26	
TOTAL 288-RURAL SHERIFF OFC SALARY			164,291.26	0.00
RURAL PROSECUTOR OFC SALA				
=====				
289	101-2000	CLAIM ON CASH-RURAL PROSECUTOR	201,848.88	
TOTAL 289-RURAL PROSECUTOR OFC SALA			201,848.88	0.00
HHSC MENTAL HEALTH FACILI				
=====				
291	101-2000	CLAIM ON CASH-HHSC MENTAL HEAL	628,635.35	
291	151-1007	TEXAS COOPERATVIE LIQUID ASSET		2,042,575.89
TOTAL 291-HHSC MENTAL HEALTH FACILI			628,635.35	2,042,575.89
CDA PROCESSING FEE FUND				
=====				
300	101-2000	CLAIM ON CASH-CDA PROCESS FEE	14,698.23	
TOTAL 300-CDA PROCESSING FEE FUND			14,698.23	0.00
BOND FORFEITURE COMM				
=====				
301	101-2000	CLAIM ON CASH-BOND FORFEITURE	45,049.09	
TOTAL 301-BOND FORFEITURE COMM			45,049.09	0.00
CDA STATE JUDICIARY FUND				
=====				
302	101-2000	CLAIM ON CASH-CDA STATE JUD.	2,447.82	
TOTAL 302-CDA STATE JUDICIARY FUND			2,447.82	0.00
PRETRIAL INTERVENTION				
=====				
303	101-2000	CLAIM ON CASH-PRETRIAL INTERV	71,935.13	
TOTAL 303-PRETRIAL INTERVENTION			71,935.13	0.00

FUND ACCT. NO.	ACCOUNT NAME	CASH	INVESTMENTS
VICTORIA CNTY CARE COURT			
=====			
304 101-2000	CLAIM ON CASH-CARE COURT	10,162.91	
TOTAL 304-VICTORIA CNTY CARE COURT		10,162.91	0.00

CDA VICTIMS ASSISTANCE GR			
=====			
305 101-2000	CLAIM ON CASH-CDA VICTIMS ASST	0.00	
TOTAL 305-CDA VICTIMS ASSIST GRANT		0.00	0.00

VICTIM COORD/LIASON GNT			
=====			
306 101-2000	CLAIM ON CASH-SO VICT COORD	(9,457.43)	
TOTAL 306-VICTIM COORD/LIASON GNT		(9,457.43)	0.00

SCAAP PROGRAM			
=====			
307 101-2000	CLAIM ON CASH-SCAAP PROGRAM	0.00	
TOTAL 307-SCAAP PROGRAM		0.00	0.00

TEXAS VINE GRANT			
=====			
308 101-2000	CLAIM ON CASH-TX VINE GRANT	0.00	
TOTAL 308-TEXAS VINE GRANT		0.00	0.00

4/H ACTIVITY CENTER			
=====			
310 101-2000	CLAIM ON CASH-4/H ACTIVITY CNT	1,771.98	
TOTAL 310-4/H ACTIVITY CENTER		1,771.98	0.00

AIRPORT FUND			
=====			
321 101-2000	CLAIM ON CASH-AIRPORT FUND	1,142,318.36	
321 101-3000	CASH IN BANK/AIRPORT DRAFTING	307,055.84	
321 151-1000	TREASURY BILLS		0.00
321 151-1001	TEXPOOL INVESTMENTS		0.00
321 151-1005	LOCAL GOVT. INVEST COOP		0.00
TOTAL 321-AIRPORT FUND		1,449,374.20	0.00

FUND ACCT. NO.	ACCOUNT NAME	CASH	INVESTMENTS
AIRPORT GRANT FUND			
=====			
322 101-2000	CLAIM ON CASH-AIRPORT GRANT	(319,961.78)	
TOTAL 322-AIRPORT GRANT FUND		(319,961.78)	0.00
AIRPORT CAPITAL PROJECTS			
=====			
323 101-2000	CLAIM ON CASH-AIRP CAPITAL PRO	7,955.51	
TOTAL 323-AIRPORT CAPITAL PROJECTS		7,955.51	0.00
SPECIAL SERVICE FUND			
=====			
330 101-2000	CLAIM ON CASH-SPECIAL SERVICE	728,013.76	
TOTAL 330-SPECIAL SERVICE FUND		728,013.76	0.00
JAG-REG TASK FORCE APPREH			
=====			
331 101-2000	CLAIM ON CASH-JAG REG TASK FOR	0.00	
TOTAL 331-JAG-REG TASK FORCE APPREH		0.00	0.00
OOG FY 2020 CESF			
=====			
332 101-2000	CLAIM ON CASH-OOG FY2020 CESF	0.00	
TOTAL 332-OOG FY 2020 CESF		0.00	0.00
BJA FY 2020 CESF			
=====			
333 101-2000	CLAIM ON CASH-BJA FY 2020 CESF	0.00	
TOTAL 333-BJA FY 2020 CESF		0.00	0.00
SWB RURAL LAW ENFORCEMENT			
=====			
334 101-2000	CLAIM ON CASH-SWB RURAL LAW EN	0.00	
TOTAL 334-SWB RURAL LAW ENFORCEMENT		0.00	0.00

FUND ACCT. NO.	ACCOUNT NAME	CASH	INVESTMENTS
OPERATION LONE STAR GRANT			
=====			
335 101-2000	CLAIM ON CASH-OPERATION LONE S	(109,282.87)	
TOTAL 335-OPERATION LONE STAR GRANT		(109,282.87)	0.00

STONEGARDEN GRANT			
=====			
336 101-2000	CLAIM ON CASH-STONEGARDEN GNT	(167,773.60)	
TOTAL 336-STONEGARDEN 2010SST0-0008		(167,773.60)	0.00

JAG-LESS LETHAL FORCE			
=====			
337 101-2000	CLAIM ON CASH-JAG LESS LETHAL	0.00	
TOTAL 337-JAG-LESS LETHAL FORCE		0.00	0.00

CLICK IT OR TICKET			
=====			
338 101-2000	CLAIM ON CASH-GCRPC 9-1-1	2,854.38	
TOTAL 338-GCRPC - 9-1-1 ALLOCATION		2,854.38	0.00

BYRNE JAG PROGRAM			
=====			
339 101-2000	CLAIM ON CASH-BYRNE JAG PROG	0.00	
TOTAL 339-BYRNE JAG PROGRAM		0.00	0.00

HIGH INTENSITY DRUG TRAF			
=====			
340 101-2000	CLAIM ON CASH-HIGH INTENSITY	(28,363.32)	
TOTAL 340-HIGH INTENSITY DRUG TRAFF		(28,363.32)	0.00

BODY WORN CAMERA PROG			
=====			
342 101-2000	CLAIM ON CASH-BODY WORN CAMERA	0.00	
TOTAL 342-BODY WORN CAMERA PROG		0.00	0.00

FUND ACCT. NO.	ACCOUNT NAME	CASH	INVESTMENTS
RIFLE REST BODY ARM GNT			
=====			
343 101-2000	CLAIM ON CASH-RIFLE RESIT BODY	0.00	
TOTAL 343-RIFLE RESIT BODY ARMOR GN		0.00	0.00

FIREFIGHTERS GRANT			
=====			
344 101-2000	CLAIM ON CASH-FIREFIGHTERS GNT	0.00	
TOTAL 344-FIREFIGHTERS GRANT		0.00	0.00

FERAL HOG GRANT			
=====			
345 101-2000	CLAIM ON CASH-FERAL HOG GRANT	0.00	
TOTAL 345-FERAL HOG GRANT		0.00	0.00

TXCDBG WCID1 BLOOMINGTON			
=====			
346 101-2000	CLAIM ON CASH-WCID1 BLOOMING	25,000.00	
TOTAL 346-TXCDBG GNT-WCID1 BLOOM.		25,000.00	0.00

TXCDBG WCID2 PLACEDO			
=====			
347 101-2000	CLAIM ON CASH-WCID2 PLACEDO	0.00	
TOTAL 347-TXCDGB GNT- WCID2 PLACEDO		0.00	0.00

CDBG HURRICANE HARVEY DR			
=====			
348 101-2000	CLAIM ON CASH-CDBG HUR HARVEY	0.00	
TOTAL 348-CDBG HURRICANE HARVEY DR		0.00	0.00

CDBG-MIT MOD GRANT			
=====			
349 101-2000	CLAIM ON CASH-CDBG-MIT MOD GRA	0.00	
TOTAL 349-CDBG-MIT MOD GRANT		0.00	0.00

FUND ACCT. NO.	ACCOUNT NAME	CASH	INVESTMENTS
STATE FEE ACCOUNT			
=====			
350 101-2000	CLAIM ON CASH-STATE FEE FD	62,713.85	
TOTAL 350-STATE FEE ACCOUNT		62,713.85	0.00
PESC MENTAL HEALTH DEPUTY			
=====			
355 101-2000	CLAIM ON CASH-PESC MENTAL HLTH	(316.92)	
TOTAL 355-PESC MENTAL HEALTH DEPUTY		(316.92)	0.00
MENTAL HLTH PEACE OFF FD			
=====			
356 101-2000	CLAIM ON CASH-MENTAL SO/GB	(32,985.49)	
TOTAL 356-MENTAL HEALTH PEACE OFF		(32,985.49)	0.00
BISD SCHOOL RESOURCE OFF			
=====			
358 101-2000	CLAIM ON CASH-BISD SCHL RESOUR	(7,067.81)	
TOTAL 358-BISD SCHOOL RESOURCE OFF		(7,067.81)	0.00
BULLET RESISTANT SHIELD			
=====			
359 101-2000	CLAIM ON CASH-BULLET RESIS SHI	0.00	
TOTAL 359-BULLET RESISTANT SHIELD		0.00	0.00
SHERIFF'S FORFEITURE FD			
=====			
360 101-2000	CLAIM ON CASH-SHERIFF FORFEIT	1,018,619.58	
360 151-1001	TEXPOOL INVESTMENTS		0.00
360 151-1005	LOCAL GOVT. INVEST. COOP.		0.00
TOTAL 360-SHERIFF'S FORFEITURE FUND		1,018,619.58	0.00
SHERIFF'S DONATION FUND			
=====			
361 101-2000	CLAIM ON CASH-SHERIFF DONATION	1,150.08	
TOTAL 361-SHERIFF'S DONATION FUND		1,150.08	0.00

FUND ACCT. NO.	ACCOUNT NAME	CASH	INVESTMENTS
SHER DOJ FEDERAL FORFEIT			
=====			
362 101-2000	CLAIM ON CASH-SO DOJ FED FORFE	364,731.00	
TOTAL 362-SHERIFF DOJ FED. FORFEIT.		364,731.00	0.00
CDA CONTRABAND FORFEITURE			
=====			
370 101-2000	CLAIM ON CASH-CDA CONTRA FORF	1,285,399.60	
370 151-1005	LOCAL GOVT. INVEST. COOP.		0.00
TOTAL 370-CDA CONTRABAND FORFEITURE		1,285,399.60	0.00
CDA DOJ EQUITABLE SHARE			
=====			
371 101-2000	CLAIM ON CASH-CDA DOJ EQUIT	1,165.85	
TOTAL 371-CDA DOJ EQUITABLE SHARE		1,165.85	0.00
SHERIFF DOT FEDERAL FORF			
=====			
372 101-2000	CLAIM ON CASH-SO DOT FED FORF.	492,118.57	
TOTAL 372-SHERIFF DOT FEDERAL FORF		492,118.57	0.00
SHERIFF COMMISSARY FUND			
=====			
380 101-2000	CLAIM ON CASH-SHER. COMMISSARY	904,766.76	
TOTAL 380-SHERIFF COMMISSARY FUND		904,766.76	0.00
JUVENILE COMMISSARY FUND			
=====			
390 101-2000	CLAIM ON CASH-JUV COMMISSARY	8,826.35	
TOTAL 390-JUVENILE COMMISSARY FUND		8,826.35	0.00
NATIONAL SCHOOL LUNCH PRG			
=====			
392 101-2000	CLAIM ON CASH-NSLP	(27,398.45)	
TOTAL 392-NATIONAL SCHOOL LUNCH PRG		(27,398.45)	0.00

CASH & INVESTMENTS BY FUND

AS OF: OCTOBER 31ST, 2025 OCTOBER 31ST, 2025

FUND	ACCT. NO.	ACCOUNT NAME	CASH	INVESTMENTS
VISD SRO REIMBURSEMENT				
=====				
395	101-2000	CLAIM ON CASH-VISD SRO REIMB	(67,082.51)	
TOTAL 395-VISD SRO REIMBURSEMENT			(67,082.51)	0.00

HEALTH INSURANCE FUND				
=====				
410	101-2000	CLAIM ON CASH-HEALTH INSUR	(2,364,703.76)	
410	101-3000	CASH IN BANK/BOON CHAPMAN	4,603.66	
TOTAL 410-HEALTH INSURANCE FUND			(2,360,100.10)	0.00

EMPLOYEE BENEFIT FUND				
=====				
420	101-2000	CLAIM ON CASH-EMPLOYEE BENEF	1,150.57	
TOTAL 420-EMPLOYEE BENEFIT FUND			1,150.57	0.00

ELECTIONS ADM SPECIAL				
=====				
450	101-2000	CLAIM ON CASH-ELECT ADM SPEC	81,014.65	
TOTAL 450-ELECTIONS ADM SPECIAL			81,014.65	0.00

HAVA ELCTN SECURITY GRANT				
=====				
454	101-2000	CLAIM ON CASH-HAVA ELECTN SECU	0.00	
TOTAL 454-HAVA ELECTN SECURITY GRNT			0.00	0.00

HELP AMERICA VOTE GRANT				
=====				
455	101-2000	CLAIM ON CASH-HELP AMER VOTE	0.00	
TOTAL 455-HELP AMERICA VOTE GRANT			0.00	0.00

CTCL GRANT				
=====				
456	101-2000	CLAIM ON CASH-CTCL GRANT	0.00	
TOTAL 456-CTCL GRANT			0.00	0.00

FUND ACCT. NO.	ACCOUNT NAME	CASH	INVESTMENTS
ELECTIONS CHAPTER 19			
=====			
457 101-2000	CLAIM ON CASH-ELECT CHAPT 19	0.00	
TOTAL 457-ELECTIONS CHAPTER 19 FD		0.00	0.00
TAX ASSESSOR SPECIAL			
=====			
499 101-3000	SPECIAL INVENTORY ACCT.	797,584.34	
TOTAL 499-TAX ASSESSOR SPECIAL		797,584.34	0.00
HISTORICAL COMMISSION			
=====			
500 101-2000	CLAIM ON CASH-HISTORICAL COMM	10,882.95	
TOTAL 500-HISTORICAL COMMISSION		10,882.95	0.00
TX HIST COMM CLG GRANT			
=====			
505 101-2000	CLAIM ON CASH-TX HIST COMM CL	0.00	
TOTAL 505-TX HIST COMM CLG GRANT		0.00	0.00
CHILD WELFARE BOARD			
=====			
515 101-2000	CLAIM ON CASH-CHILD WELFARE BD	36,462.44	
TOTAL 515-CHILD WELFARE BOARD		36,462.44	0.00
TIDC IMPROVEMENT GRANT			
=====			
520 101-2000	CLAIM ON CASH-TIDC IMPROV GRAN	(8,787.86)	
TOTAL 520-TIDC IMPROVEMENT GRANT		(8,787.86)	0.00
TIDC REGIONL PUBLIC DEFEN			
=====			
525 101-2000	CLAIM ON CASH-TIDC REGNL PUBLI	(808,083.91)	
TOTAL 525-TIDC REGIONL PUBLIC DEFEN		(808,083.91)	0.00

FUND	ACCT. NO.	ACCOUNT NAME	CASH	INVESTMENTS
TIDC IMPROVMNT GRANT SUPP				
=====				
526	101-2000	CLAIM ON CASH-TIDC IMPROVMNT G	0.00	
TOTAL 526-TIDC IMPROVMNT GRANT SUPP			0.00	0.00
REBUILD TEXAS FUND				
=====				
550	101-2000	CLAIM ON CASH-REBUILD TX FUND	0.00	
TOTAL 550-REBUILD TEXAS FUND			0.00	0.00
PETSMART CHARITIES GRANT				
=====				
560	101-2000	CLAIM ON CASH-PETSMART CHARITI	26,303.97	
TOTAL 560-PETSMART CHARITIES GRANT			26,303.97	0.00
ANIMAL SERVICES GRANTS				
=====				
561	101-2000	CLAIM ON CASH-ANIMAL SERV GRA	5,443.68	
TOTAL 561-ANIMAL SERVICES GRANTS			5,443.68	0.00
DEBT SERVICE				
=====				
700	101-2000	CLAIM ON CASH-DEBT SERVICE	1,478,747.79	
TOTAL 700-DEBT SERVICE			1,478,747.79	0.00
LAW LIBRARY FUND				
=====				
720	101-2000	CLAIM ON CASH-LAW LIBRARY FD	11,340.84	
TOTAL 720-LAW LIBRARY FUND			11,340.84	0.00
CAP PROJECTS-CO'S 2023				
=====				
770	101-2000	CLAIM ON CASH-CP PROJ-COS 2023	488,409.74	
770	151-1007	TEXAS COOPERATIVE LIQUID ASSET		1,563,563.54
TOTAL 770-CAP PROJECTS-CO'S 2023			488,409.74	1,563,563.54

FUND ACCT. NO.	ACCOUNT NAME	CASH	INVESTMENTS
CONSTRUCTION RETAINAGE			
=====			
771 101-2000	CLAIM ON CASH-CONSTRN RETAIN	132,471.05	
TOTAL 771-CONSTRUCTION RETAINAGE		132,471.05	0.00

CAP PROJECTS-CO'S 2025B			
=====			
772 101-2000	CLAIM ON CASH-CP PROJ-COS 2025	100,194.13	
772 151-1007	TEXAS COOPERATIVE LIQUID ASSET		13,740,136.03
TOTAL 772-CAP PROJECTS-CO'S 2025B		100,194.13	13,740,136.03

VICTORIA HEALTH DEPT			
=====			
800 101-2000	CLAIM ON CASH-HEALTH DEPT	(932,081.15)	
800 101-3000	CASH IN BANK/HLTH 340B DRAFT.	715,032.29	
TOTAL 800-VICTORIA HEALTH DEPT.		(217,048.86)	0.00

TX A&M UNIV HLTH SCIENCE			
=====			
801 101-2000	CLAIM ON CASH-TX A&M HLTH SCI	0.00	
TOTAL 801-TX A&M UNIV HLTH SCIENCE		0.00	0.00

MEDICAID ADM CLAIM FD			
=====			
802 101-2000	CLAIM ON CASH-MEDICAID ADM CLM	29,773.75	
TOTAL 802-MEDICAID ADM CLAIMS FD		29,773.75	0.00

TEXAS HOME VISITING GNT			
=====			
803 101-2000	CLAIM ON CASH-TX HOME VISITING	(83,727.57)	
TOTAL 803-TEXAS HOME VISITING GRANT		(83,727.57)	0.00

HOGG FOUNDATION GRANT			
=====			
804 101-2000	CLAIM ON CASH-HOGG FOUNDAT.	88,494.35	
TOTAL 804-HOGG FOUNDATION GNT		88,494.35	0.00

FUND ACCT. NO.	ACCOUNT NAME	CASH	INVESTMENTS
HURRICANE PUBLIC HLTH GNT			
=====			
805 101-2000	CLAIM ON CASH-HURRICANE PUBLIC	0.00	
TOTAL 805-HURRICANE PUBLIC HLTH GNT		0.00	0.00

AMERICARES			
=====			
806 101-2000	CLAIM ON CASH-AMERICARES	0.00	
TOTAL 806-AMERICARES		0.00	0.00

CPS/PH WKFORCE 9/21-6/24			
=====			
808 101-2000	CLAIM ON CASH-CPS/PH WKFORCE	0.00	
TOTAL 808-CPS/PH WKFORCE 9/21-6/23		0.00	0.00

CPS/PH INFRAST 4/23-11/27			
=====			
809 101-2000	CLAIM ON CASH-CPS/PH INFRAST 4	(47,591.90)	
TOTAL 809-CPS/PH INFRAST 4/23-11/27		(47,591.90)	0.00

VICTORIA WIC PROGRAM			
=====			
810 101-2000	CLAIM ON CASH-WIC PROGRAM	(111,438.33)	
TOTAL 810-VICTORIA WIC PROGRAM		(111,438.33)	0.00

FLEXIBLE BENEFITS PLAN			
=====			
870 101-2000	CLAIM ON CASH-FLEX BEN-DENTAL	21,522.60	
870 101-3000	CASH IN BANK/PROSPERITY BANK	193,330.59	
TOTAL 870-FLEXIBLE BENEFITS PLAN		214,853.19	0.00

LEOSE FUND			
=====			
880 101-2000	CLAIM ON CASH-LEOSE FUND	58,794.28	
TOTAL 880-LEOSE FUND		58,794.28	0.00

INTEREST EARNED STATEMENT
OCTOBER 2025

FUND	FUND NAME	CURRENT MONTH	PRIOR MNTH 2025 TOTAL	2025 YTD
100	GENERAL FUND	8,984.95	132,085.74	141,070.69
200	ROAD & BRIDGE FUND	11,795.05	111,140.23	122,935.28
700	DEBT SERVICE	3,346.06	29,363.90	32,709.96
770	CAPITAL PROJECTS (Tx Class)	390.60	15,177.82	15,568.42
	Sub-Total Budgeted Funds	24,516.66	287,767.69	312,284.35
119	CLERK'S ARCHIVE	94.98	1,003.26	1,098.24
150	TAX SALES	88.83	876.70	965.53
190	AMERICAN RESCUE PLAN	0.00	0.00	0.00
231	JUVENILE PROBATION	1,333.42	6,532.09	7,865.51
240	DRUG COURTS PROGRAM	0.18	1.95	2.13
288	RURAL SALARY ASSIST SO	318.18	4,039.42	4,357.60
289	RURAL SALARLARY ASSIS CDA	367.45	4,544.88	4,912.33
291	HHSC MENTAL HEALTH FACILITY	1,112.36	15,013.04	16,125.40
300	CDA PROCESSING FEE	25.67	211.80	237.47
310	4-H ACTIVITY CENTER	3.11	31.07	34.18
320	AIRPORT DRAFTING	0.00	0.00	0.00
321	AIRPORT	2,549.62	23,659.63	26,209.25
323	AIRPORT CAPITAL PROJ	13.96	31.58	45.54
330	SPECIAL SERVICE	1,277.78	7,423.18	8,700.96
338	GCRP 911	5.01	102.42	107.43
360	SHERIFF'S FORFEITURE	1,789.36	15,050.51	16,839.87
361	SHERIFF'S DONATION	2.02	12.93	14.95
362	SHERIFF'S DOJ	655.32	6,194.73	6,850.05
370	CDA CONTRABAND FORFEIT.	2,273.80	19,203.68	21,477.48
371	CDA DOJ EQUITABLE SHARE	2.05	17.59	19.64
372	SHERIFF DOT FED FORFEIT	863.90	7,020.97	7,884.87
380	SHERIFF COMMISSARY	1,541.04	13,698.95	15,239.99
390	JUVENILE COMMISSARY	15.47	132.28	147.75
410	HEALTH INSURANCE	592.22	4,015.93	4,608.15
450	ELECTION ADMINISTRATOR	143.54	1,149.87	1,293.41
454	HAVA SECURITY GRANT	0.00	0.00	0.00
455	HELP AMERICA VOTE GRANT	0.00	0.00	0.00
499	TAX ASSESSOR SPECIAL	1,296.62	8,801.34	10,097.96
500	HISTORICAL COMMISSION	19.24	110.41	129.65
771	LONG TERM RENO RETAIN	227.11	1,615.59	1,842.70
800	HEALTH DEPT DRAFTING	1,240.16	9,492.01	10,732.17
870	FLEXIBLE BENEFIT PLAN	325.91	2,431.30	2,757.21
		42,694.97	440,186.80	482,881.77
	CMC			
820	HOSPITAL	5,942.62	66,049.98	71,992.60
820	CMC 125 PLAN	30.45	3,326.95	3,357.40
830	CMC ACCOUNTS PAYABLE	1,790.99	14,676.53	16,467.52
840	CMC PAYROLL	885.76	7,068.94	7,954.70
820	CMC MEDICAL PROFESSIONAL	1.15	23.94	25.09
820	CMC HOME HEALTH	99.48	2,599.10	2,698.58
820	CMC WEIGHT MGMT	0.00	0.00	0.00
		8,750.45	93,745.44	102,495.89
820	CMC NURSING HOMES	1,481.88	10,330.63	11,812.51
		10,232.33	104,076.07	114,308.40
	NAVIGATION			
950	NAVIG TXLC CONSTRUCION	474.69	2,102.20	2,576.89
950	NAVIG. 2015 CONST INT&SINK	638.11	6,388.24	7,026.35
950	NAVIGATION DISTRICT	1,719.36	12,332.22	14,051.58
950	NAVIG 2012A/B INT& SINKING	751.26	7,382.55	8,133.81
950	NAVIG. ARPA FUNDS	1,205.17	2,875.49	4,080.66
		4,788.59	31,080.70	35,869.29
	BANK TOTAL	57,715.89	575,343.57	633,059.46

NAVIGATION BALANCES
OCTOBER 2025

	BALANCE		INTEREST		EARNED INTEREST	PREVIOUS INTEREST	TOTAL
I & S A 2012	\$ 292,271.46	2.02%	\$ 431.45		\$ 431.45	\$ 4,094.00	\$ 4,525.45
I & S B 2012	\$ 215,302.49	2.02%	\$ 319.81		\$ 319.81	\$ 3,288.55	\$ 3,608.36
I&S total	\$ 507,573.95		\$ 751.26		\$ 751.26	\$ 7,382.55	\$ 8,133.81
I & S INTEREST CALC					\$ 8,133.81		
<u>NAV DISTRICT</u>							
PROMO DEVEL	\$ 406,654.24	2.02%	\$ 732.47		\$ 732.47	\$ 6,007.01	\$ 6,739.48
Port Facilities Corp	\$ 122.96	2.03%	\$ 0.21		\$ 0.21	\$ 1.84	\$ 2.05
Operating	\$ 366,981.15	2.02%	\$ 986.68		\$ 986.68	\$ 6,323.37	\$ 7,310.05
Operating Investment	\$ -	0.00%	\$ -		\$ -	\$ -	\$ -
TXLC ARPA FUNDS	\$ 602,914.71	2.02%	\$ 1,205.17		\$ 1,205.17	\$ 2,875.49	\$ 4,080.66
Texas Class Op fund	\$ 3,818,141.07	4.28%	\$ 9,392.73		\$ 9,392.73	\$ 123,377.54	\$ 132,770.27
Texas Class Const Fund	\$ 1,631,102.36	4.28%	\$ 6,881.26		\$ 6,881.26	\$ 99,141.50	\$ 106,022.76
	\$ 6,825,916.49		\$ 19,198.52			\$ -	\$ 256,925.27
						\$ -	
						\$ -	
<u>CONSTRUCTION 2015</u>							
TXLC Construction Fund	\$ 257,736.19	2.02%	\$ 474.69		\$ 474.69	\$ 2,102.20	\$ 2,576.89
Construction I&S	\$ 428,235.21	2.02%	\$ 638.11		\$ 638.11	\$ 6,388.24	\$ 7,026.35
	\$ 685,971.40		\$ 1,112.80				\$ 9,603.24
TOTAL CONSTRUCTION	\$ 685,971.40		\$ 1,112.80				\$ 9,603.24
TOTAL NAV DIST	\$ 1,376,673.06		\$ 2,924.53				\$ 18,132.24
POOL INVESTMENTS	\$ 5,449,243.43		\$ 16,273.99				\$ 238,793.03
TOTAL I&S	\$ 507,573.95		\$ 751.26				\$ 8,133.81
TOTAL	\$ 7,333,490.44		\$ 21,062.58				\$ 274,662.32
TOTAL	\$ 7,333,490.44		\$ 21,062.58				\$ 274,662.32
LESS PROMO & DEV	\$ (406,654.24)		\$ (732.47)				\$ (6,739.48)
LESS TX CLASS OPERATING	\$ (3,818,141.07)		\$ (9,392.73)				\$ (132,770.27)
TOTAL CASH ON HAND	\$ 3,108,695.13		\$ 10,937.38				\$ 135,152.57

11/24/2025