



County of Victoria

205 N. Bridge St., Suite 110
Victoria, TX 77901
pfoster@vctx.org

Paige Foster
County Treasurer
November 10, 2025

Honorable Judge Ben Zeller
Victoria County Commissioners' Court

Chapter 2256.023, Government Code (The Public Funds Investment Act), requires the investment officer of each local government to submit to its governing body a quarterly report of investment transactions.

The attached report details investments for Victoria County, Citizens Medical Center and Victoria County Navigation District for the quarter ending September 30, 2025.

Portfolios total \$75,413,255.52 invested with an emphasis on safety, liquidity and yield. The portfolio for the quarter is; Pools 36.04%, Certificate of Deposits 19.24%, Government Agencies 1.39%, Mutual Funds 0.001% and 43.32% in cash.

Investment cash accounts at Prosperity Bank earned an average 2.02% the Pools averaged 4.38%, CD has averaged 4.27% and US Agencies averaged 4.01% for the quarter.

The Fed lowered the fed Funds rate by 25% in September with a second in October. The Labor market has continued to show signs of slowing down. The Feds have still been watching the Tariff development; however, the government shutdown will affect the numbers the Fed uses in its calculations. The fed's are expecting to make more cuts this year and in 2026. Currently the Fed Funds rate is 4.11%.

Pledged collateral of bank deposits, held by Prosperity Bank, is above limits required by our depository contract.

Respectfully submitted,

Paige Foster
Victoria County Treasurer

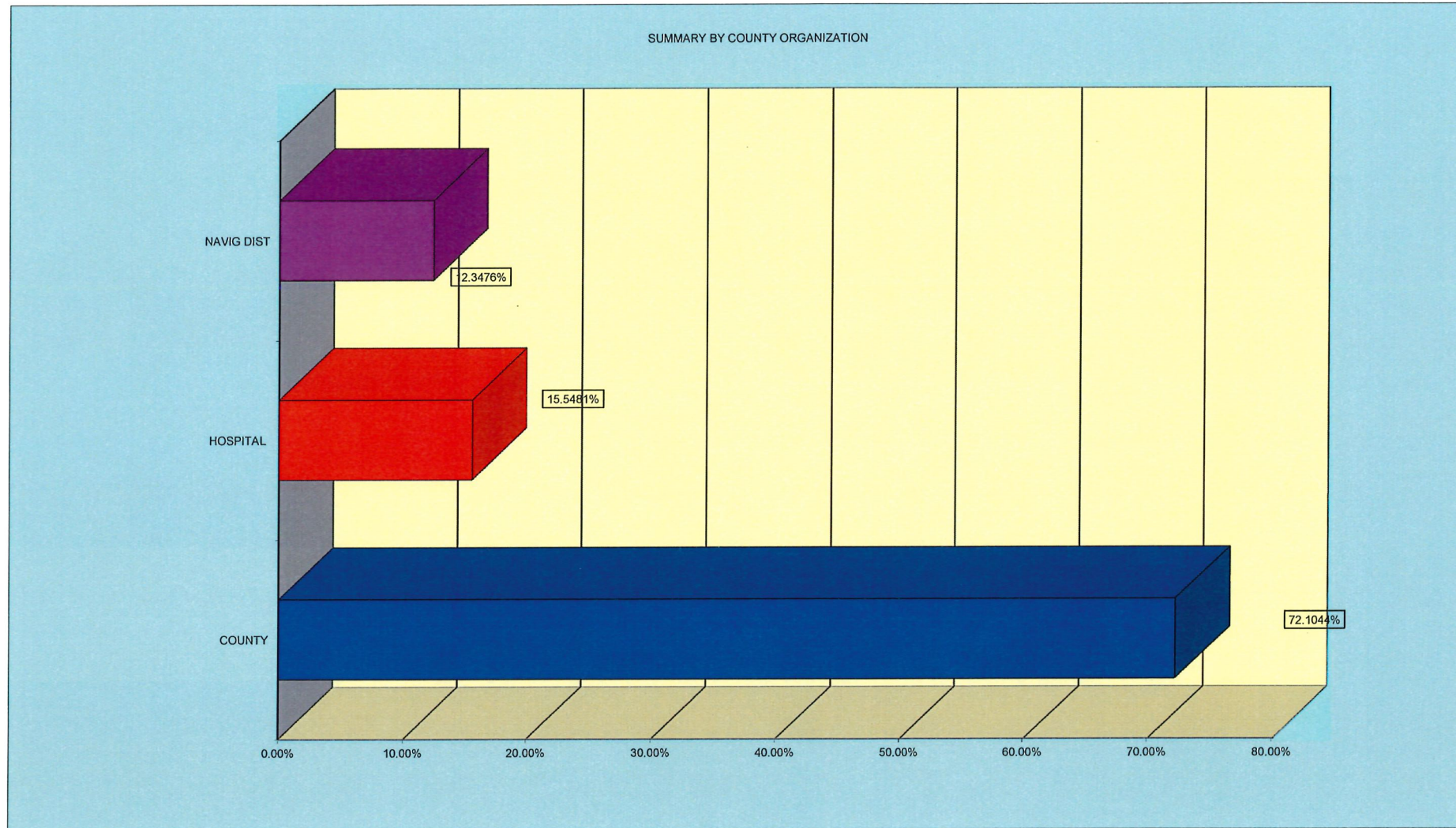
VICTORIA COUNTY INVESTMENT REPORT QUARTER ENDED
SEPTEMBER 30, 2025

FUND	ORIGINAL FACE	CURRENT FACE	DESCRIPTION	BEGINNING YIELD 7/1/2025	BEGINNING BOOK VALUE 7/1/2025	BEGINNING MARKET VALUE 7/1/2025	BEGINNING INTEREST 7/1/2025	ENDING YIELD 9/31/2025	ENDING BOOK VALUE 9/31/2025	ENDING MARKET VALUE 9/31/2025	ENDING INTEREST 9/31/2025	
VICTORIA COUNTY												
100	\$ 9,464,901.34	\$ 6,563,039.34	LOGIC POOLS	4.42%	\$ 9,464,901.34	\$ 9,464,901.34	\$ 165,024.27	4.394%	\$ 6,563,039.34	\$ 6,563,039.34	\$ 263,162.27	
	\$ 10,876,138.11	\$ 7,457,137.23	TX CLASS	4.40%	\$ 10,876,138.11	\$ 10,876,138.11	\$ 289,413.47	4.39%	\$ 7,457,137.23	\$ 7,457,137.23	\$ 370,412.59	
	\$ -	\$ -	TX CLASS GOV		\$ -	\$ -	\$ -		\$ -	\$ -	\$ -	
	\$ 3,528,068.39	\$ 2,056,552.42	TX CLASS COB 2023	4.40%	\$ 3,528,068.39	\$ 3,528,068.39	\$ 94,823.27	4.39%	\$ 2,056,552.42	\$ 2,056,552.42	\$ 123,307.30	
	\$ 2,012,818.89	\$ 2,035,173.38	TX CLASS CO MENTAL HEALTH	4.40%	\$ 2,012,818.89	\$ 2,012,818.89	\$ 12,818.89	4.39%	\$ 2,035,173.38	\$ 2,035,173.38	\$ 35,173.38	
100	\$ 13,285,000.00	\$ 13,531,000.00	MULTI BANK CERTIFICATE OF DEPOSITS	3.98%	\$ 13,285,000.00	\$ 13,322,979.29	\$ 255,054.89	4.34%	\$ 13,531,000.00	\$ 13,624,083.25	\$ 391,416.27	
	\$ 981,000.00	\$ 981,000.00	AMERIPRISE CERTIFICATE OF DEPOSITS	4.55%	\$ 981,000.00	\$ 986,790.87	\$ -	4.55%	\$ 981,000.00	\$ 988,793.60	\$ -	
	\$ 1,050,000.00	\$ 1,050,000.00	GOV'T AGENCIES, DISC NOTES	4.180%	\$ 1,050,000.00	\$ 1,046,778.50	\$ 7,620.00	4.010%	\$ 1,050,000.00	\$ 1,050,259.50	\$ 17,620.00	
	\$ 1,965.40	\$ 1,002.74	MUTUAL FUNDS	4.000%	\$ 1,965.40	\$ 1,965.40	\$ 989.87	4.000%	\$ 1,002.74	\$ 1,002.74	\$ 23,432.61	
	\$ 41,199,892.13	\$ 33,674,905.11	TOTAL INVESTMENTS		\$ 41,197,926.73	\$ 39,204,906.02	\$ 825,744.66		\$ 33,674,905.11	\$ 33,775,038.72	\$ 1,201,091.81	
			COUNTY FUNDS INVESTED		\$ 41,197,926.73	\$ 41,238,475.39	\$ 825,744.66		\$ 33,674,905.11	\$ 33,775,038.72	\$ 1,201,091.81	
			CASH ON HAND	2.020%	\$ 26,790,924.09		\$ 303,093.13	2.020%	\$ 20,701,359.03		\$ 440,186.80	
		fdgfdg	TOTAL		\$ 67,988,850.82		1,128,837.79	4.054%	\$ 54,376,264.14		\$ 1,641,278.61	
CITIZENS MEDICAL CENTER												
	\$ 5,719,321.33	\$ 3,775,983.26	TX CLASS CMC	4.44%	\$ 5,719,321.33	\$ 5,719,321.33	\$ 227,467.45	4.394%	\$ 3,775,983.26	\$ 3,775,983.26	\$ 284,129.38	
	\$ -	\$ -	TX CLASS CMC GOV	0.000%	\$ -	\$ -	\$ -		\$ -	\$ -	\$ -	
	\$ -	\$ -	Certificate of Deposit	0.000%	\$ -	\$ -	\$ -		\$ -	\$ -	\$ -	
	\$ 5,719,321.33	\$ 3,775,983.26	TOTAL INVESTMENTS		\$ 5,719,321.33	\$ 5,719,321.33	\$ 227,467.45		\$ 3,775,983.26	\$ 3,775,983.26	\$ 284,129.38	
			HOSPITAL FUNDS INVESTED		\$ 5,719,321.33	\$ 5,719,321.33	\$ 227,467.45		\$ 3,775,983.26	\$ 3,775,983.26	\$ 284,129.38	
			CASH ON HAND	2.020%	\$ 14,328,306.40		\$ 75,944.84	2.020%	\$ 7,949,311.18		\$ 105,729.81	
			TOTAL		\$ 20,047,627.73		\$ 303,412.29	3.207%	\$ 11,725,294.44		\$ 389,859.19	
NAVIGATION DISTRICT												
	\$ 3,522,575.44	\$ 2,483,265.71	POOL - OPERATING FUND	4.44%	\$ 3,522,575.44	\$ 3,522,575.44	\$ 83,858.35	4.394%	\$ 2,483,265.71	\$ 2,483,265.71	\$ 123,377.54	
	\$ 4,152,491.57	\$ 2,806,752.23	POOL - CONST FUND	4.44%	\$ 4,152,491.57	\$ 4,152,491.57	\$ 58,515.00	4.394%	\$ 2,806,752.23	\$ 2,806,752.23	\$ 99,141.50	
	\$ -	\$ -	Certificate of Deposit	0.000%	\$ -	\$ -	\$ -		\$ -	\$ -	\$ -	
	\$ 7,675,067.01	\$ 5,290,017.94	TOTAL INVESTMENTS		\$ 7,675,067.01	\$ 7,675,067.01	\$ 142,373.35		\$ 5,290,017.94	\$ 5,290,017.94	\$ 222,519.04	
			NAVIGATION FUNDS INVESTMENTED		\$ 7,675,067.01	\$ 7,675,067.01	\$ 142,373.35		\$ 5,290,017.94	\$ 5,290,017.94	\$ 222,519.04	
BANK BALANCE - NOT BOOK BALANCE			CASH ON HAND	2.020%	\$ 2,159,797.00		\$ 22,642.58	2.020%	\$ 4,021,679.00		\$ 31,110.85	
			TOTAL		\$ 9,834,864.01		\$ 165,015.93	3.60%	\$ 9,311,696.94		\$ 253,629.89	
					\$ 54,592,315.07	\$ 54,632,863.73			\$ 42,740,906.31	\$ 42,841,039.92		
					\$ 43,279,027.49			\$ 32,672,349.21				
					\$ 97,871,342.56			\$ 75,413,255.52				

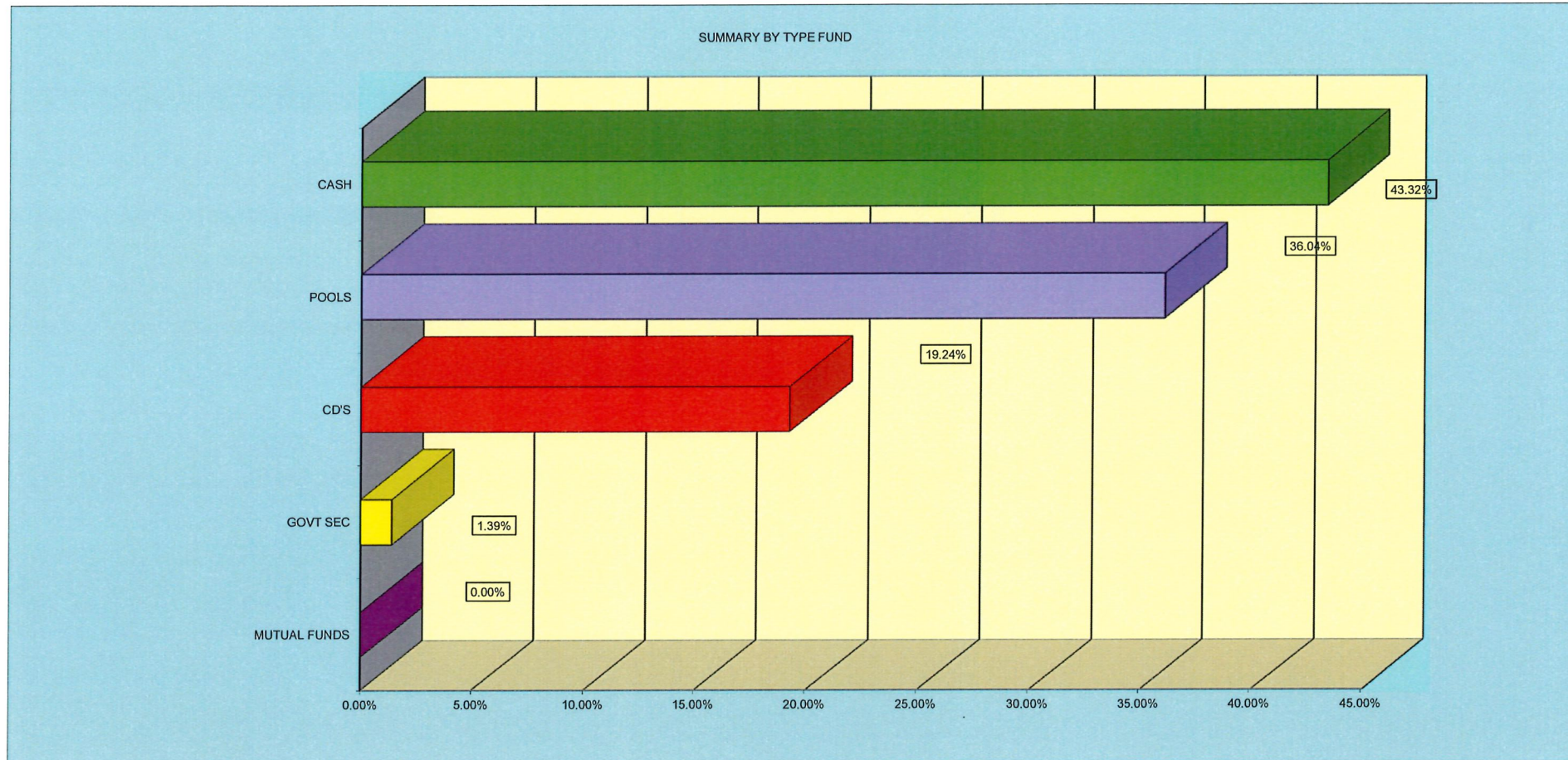
VICTORIA COUNTY INVESTMENT REPORT QUARTER ENDED
SEPTEMBER 30, 2025

FUND	ORIGINAL FACE	CURRENT FACE	DESCRIPTION	BEGINNING YIELD	BEGINNING BOOK VALUE	BEGINNING MARKET VALUE	BEGINNING INTEREST	ENDING YIELD	ENDING BOOK VALUE	ENDING MARKET VALUE	ENDING INTEREST
<u>CASH & INVESTMENT SUMMARY BY FUND</u>				JULY 1, 2025			AUGUST 31, 2025				
			TOTAL COUNTY FUNDS	69.4676%	\$ 67,988,850.82		\$ 54,376,264.14	72.1044%			
			TOTAL HOSPITAL FUNDS	20.4837%	\$ 20,047,627.73		\$ 11,725,294.44	15.5481%			
			TOTAL NAVIGATION DISTRICT FUNDS	10.0488%	\$ 9,834,864.01		\$ 9,311,696.94	12.3476%			
				100.00%	\$ 97,871,342.56		\$ 75,413,255.52	100.00%			
				Above totals include cash.			Above totals include cash.				
<u>INVESTMENT SUMMARY BY TYPE</u>											
			MUTUAL FUNDS	0.0020%	\$ 1,965.40		\$ 1,002.74	0.0013%			
			GOVERNMENT SECURITIES	1.0837%	\$ 1,050,000.00		\$ 1,050,000.00	1.3923%			
			CERTIFICATES OF DEPOSIT	13.7111%	\$ 13,285,000.00		\$ 14,512,000.00	19.2433%			
			POOLS	40.5361%	\$ 39,276,315.07		\$ 27,177,903.57	36.0386%			
			TOTAL INVESTMENT OTHER THAN CASH	55.3329%	\$ 53,613,280.47		\$ 42,740,906.31	56.6756%			
			TOTAL CASH	44.6671%	\$ 43,279,027.49		\$ 32,672,349.21	43.3244%			
				100.00%	\$ 96,892,307.96		\$ 75,413,255.52	100.00%			

FUND	ORIGINAL FACE	CURRENT FACE	DESCRIPTION	BEGINNING YIELD	BEGINNING BOOK VALUE	BEGINNING MARKET VALUE	BEGINNING INTEREST	ENDING YIELD	ENDING BOOK VALUE	ENDING MARKET VALUE	ENDING INTEREST
------	---------------	--------------	-------------	-----------------	----------------------	------------------------	--------------------	--------------	-------------------	---------------------	-----------------



FUND	ORIGINAL FACE	CURRENT FACE	DESCRIPTION	BEGINNING YIELD	BEGINNING BOOK VALUE	BEGINNING MARKET VALUE	BEGINNING INTEREST	ENDING YIELD	ENDING BOOK VALUE	ENDING MARKET VALUE	ENDING INTEREST
------	---------------	--------------	-------------	-----------------	----------------------	------------------------	--------------------	--------------	-------------------	---------------------	-----------------

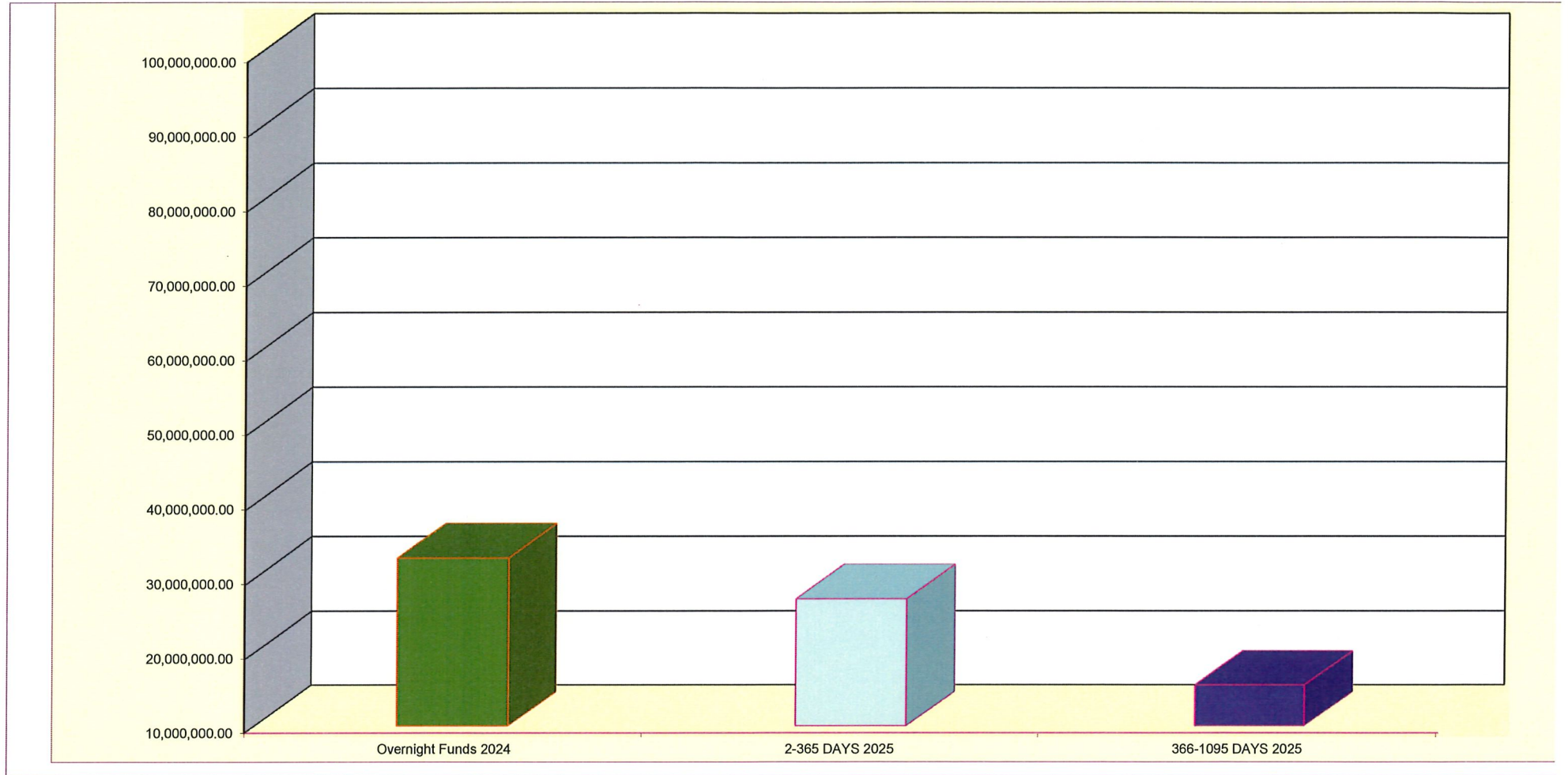


VICTORIA COUNTY
PORTFOLIO INVENTORY
SEPTEMBER 31, 2025

Mat Date	Type	Par	Yield	Beginning 7/1/2025			Ending 9/31/2025			Change in Book	Change in Market	% of Portfolio
				Book Value	Market Value	Interest 7/1/25	Book Value	Market Value	Interest 9/31/2025			
	Cash		2.020%	33,233,483.06	\$33,233,483.06	\$402,334.94	32,672,349.21	\$32,672,349.21	\$577,027.46	(\$561,133.85)	(\$561,133.85)	43.324%
	CD	SEE ATTACHED	4.350%	\$14,266,000.00	\$14,309,770.16	\$255,054.89	\$14,512,000.00	\$14,612,876.85	\$391,416.27	\$246,000.00	\$303,106.69	19.243%
	Investment Pools POOLS	SEE ATTACHED	4.3608%	\$39,276,315.07	\$39,276,315.07	\$931,920.70	\$27,177,903.57	\$27,177,903.57	\$1,298,703.96	(\$12,098,411.50)	(\$12,098,411.50)	36.039%
	U S Treasuries			\$0.00	\$0.00		\$0.00	\$0.00		\$0.00		0.00%
	GOV Securitites	SEE ATTACHED	4.0100%	\$1,050,000.00	\$1,046,778.50	\$12,620.00	\$1,050,000.00	\$1,050,259.50	\$17,620.00	\$0.00	\$3,481.00	1.392%
	MUTUAL FUNDS	SEE ATTACHED	3.990%	1,965.40	1,965.40		1,002.74	1,002.74	23,432.61	(\$962.66)	(\$962.66)	0.001%
	TOTAL INVESTMENTS			\$54,594,280.47	\$54,634,829.13	\$1,199,595.59	\$42,740,906.31	\$42,842,042.66	\$1,731,172.84	(\$11,853,374.16)	(\$11,792,786.47)	56.676%
	TOTAL		3.7213%	\$87,827,763.53	\$87,868,312.19	\$1,601,930.53	\$75,413,255.52	\$75,514,391.87	\$2,308,200.30	(\$12,414,508.01)	(\$12,353,920.32)	100.00%

1ST QTR 2025	CASH	2.02%	CD	3.710%	POOLS	4.540%	AGENCIES	4.560%	MUTUAL FUNDS		
		2.02%		3.850%		4.500%		4.560%		4.060%	
		2.02%		4.010%		4.441%		4.020%		3.650%	
		2.020%		3.8567%		4.4937%		4.3800%		3.8550%	→ 3.7211%
2ND QTR 2025	CASH	2.02%	CD	4.140%	POOLS	4.440%	AGENCIES	4.020%	MUTUAL FUNDS	4.010%	
		2.02%		4.300%		4.410%		4.010%		3.870%	
		2.02%		4.360%		4.410%		4.010%		4.000%	
		2.020%		4.267%		4.420%		4.013%		3.960%	→ 3.7360%
3RD QTR 2025	CASH	2.02%	CD	4.290%	POOLS	4.410%	AGENCIES	4.020%	MUTUAL FUNDS	3.840%	
		2.02%		4.270%		4.390%		4.010%		3.990%	
		2.02%		4.240%		4.350%		4.000%		3.950%	
		2.020%		4.267%		4.383%		4.010%		3.927%	→ 3.7213%
4TH QTR 2023	CASH	2.02%	CD	3.440%	POOLS	5.275%	AGENCIES	4.550%	MUTUAL FUNDS		
		2.02%		3.460%		5.275%		4.550%			
		2.02%		3.660%		4.735%		4.550%			
		2.020%		3.520%		5.095%		4.550%			→ 3.7963%

VICTORIA COUNTY
PORTFOLIO INVENTORY
SEPTEMBER 31, 2025

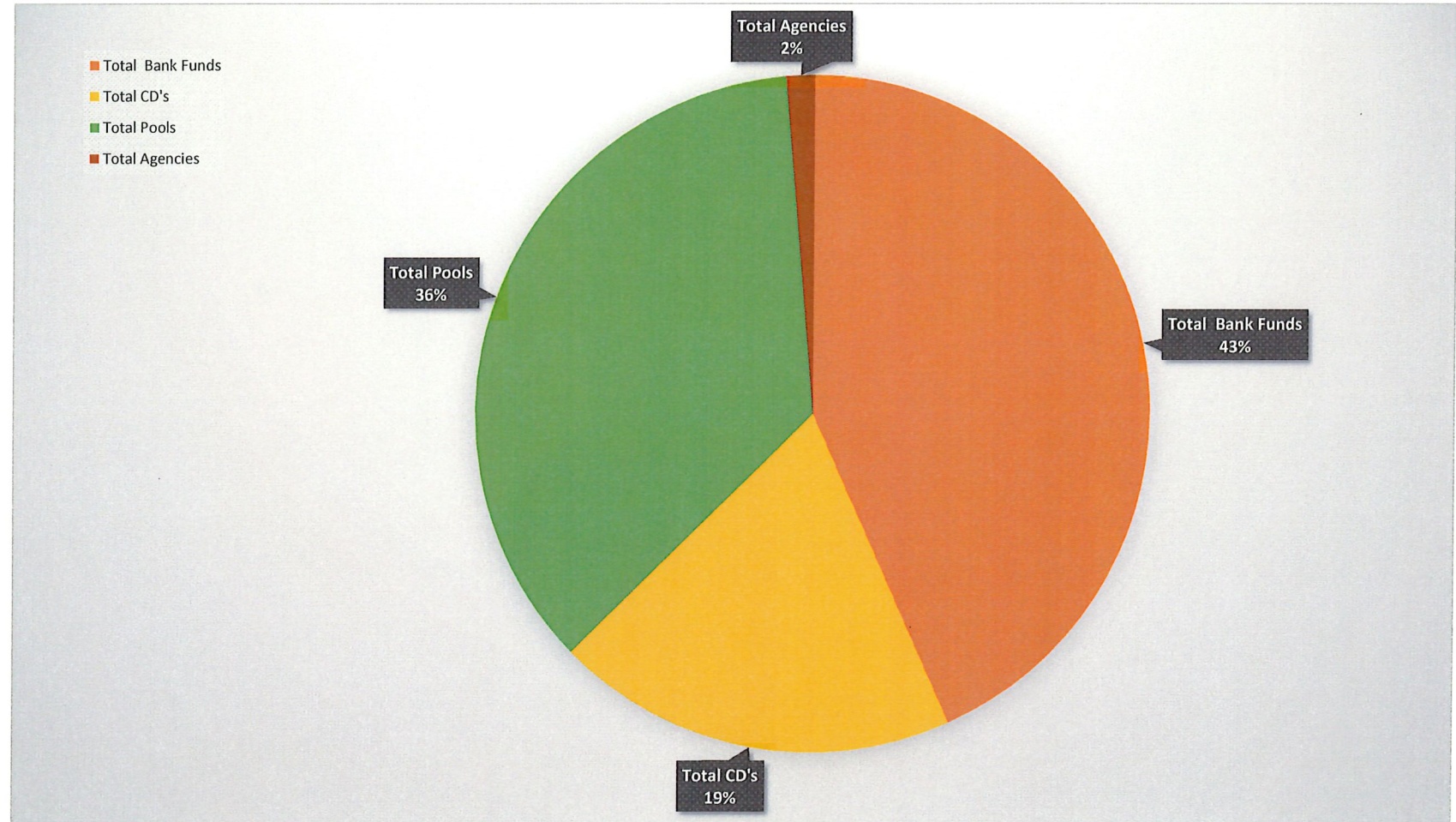


Maturity Break
by Book Value

Overnight Funds 2024	32,672,349.21
2-365 DAYS 2025	27,177,903.57
366-1095 DAYS 2025	15,562,000.00
2025 TOTAL	<u>75,412,252.78</u>

VICTORIA COUNTY
PORTFOLIO INVENTORY
SEPTEMBER 31, 2025

Total Bank Funds	\$32,672,349.21	43.267%
Total CD's	\$14,612,876.85	19.351%
Total Pools	\$27,177,903.57	35.991%
Total Agencies	\$1,050,259.50	1.391%
Total	\$75,513,389.13	100.000%



VICTORIA COUNTY
 QUARTERLY TREASURERS REPORT
 AS OF: SEPTEMBER 30TH, 2025

FUND	BEGINNING CASH BALANCE	CURRENT QUARTER REVENUES	CURRENT QUARTER EXPENDITURES	ENDING CASH BALANCE	CURRENT QUARTER ENCUMBRANCES	UNENCUMBERED BALANCE
GENERAL FUND	2,329,048.70	12,678,107.52	13,239,672.41	1,767,483.81	0.00	1,767,483.81
EMERGENCY MGMT	(382,775.78)	0.00	128,199.96	(510,975.74)	0.00	(510,975.74)
LEPC FUND	11,521.26	0.00	0.00	11,521.26	0.00	11,521.26
JUSTICES OF PEACE SPECIAL COURT-INITIATED GUARDIANS	670.15	0.00	3.00	667.15	0.00	667.15
COUNTY JURY FUND	19,538.71	2,340.00	2,129.21	19,749.50	0.00	19,749.50
CO CLERK ARCHIVE FEE FD	19,000.63	5,359.86	0.00	24,360.49	0.00	24,360.49
RECORDS MANAGEMENT FUND	64,313.98	28,771.35	43,158.13	49,927.20	0.00	49,927.20
COURTHOUSE SECURITY FUND	198,917.09	24,410.52	14,598.85	208,728.76	0.00	208,728.76
JUSTICE CT BLDG SECURITY	187,801.11	14,198.27	16,756.24	185,243.14	0.00	185,243.14
DIST. CLERK RECORDS MGMT	30,811.85	856.98	0.00	31,668.83	0.00	31,668.83
CO CLERK OF THE COURT	96,727.19	15,078.41	2,319.41	109,486.19	0.00	109,486.19
DIST CLERK OF THE COURT	124,194.47	10,515.78	5,651.92	129,058.33	0.00	129,058.33
COURT REPORTER SERVICE	123,530.55	21,926.67	7,424.02	138,033.20	0.00	138,033.20
COURT FACILITY FEE FUND	26,355.67	12,924.58	0.00	39,280.25	0.00	39,280.25
CDBG-DR LOCAL BUYOUT	90,219.02	10,382.24	0.00	100,601.26	0.00	100,601.26
LANGUAGE ACCESS FUND	0.00	0.00	0.00	0.00	0.00	0.00
PATRIOT PARK DONATION FD	28,139.43	4,687.70	262.50	32,564.63	0.00	32,564.63
OPIOID SETTLEMENT FUND	1,652.06	0.00	0.00	1,652.06	0.00	1,652.06
SHERIFF'S SPECIAL FUND	350,518.84	0.00	0.00	350,518.84	0.00	350,518.84
CONSTABLE'S SPECIAL FUND	43,284.65	(84,032.05)	(84,032.05)	43,284.65	0.00	43,284.65
CLERK'S SPECIAL FUND	0.00	0.00	0.00	0.00	0.00	0.00
TDH EMS GRANT	26,067.74	0.00	(1,492.00)	27,559.74	0.00	27,559.74
VICTORIA TAX COLLECTIONS	0.00	0.00	0.00	0.00	0.00	0.00
AMERICAN RESCUE PLAN	0.00	0.00	0.00	0.00	0.00	0.00
2024 HURRICANE BERYL	3,849,930.59	0.00	1,735,474.81	2,114,455.78	0.00	2,114,455.78
COVID19	(73,122.58)	0.00	0.00	(73,122.58)	0.00	(73,122.58)
HMGP DR-4485 JUV GENERATO DISASTER RESPONSE	0.00	0.00	0.00	0.00	0.00	0.00
GULF/MEXICO ENERGY SEC	(7,406.46)	0.00	689.20	(8,095.66)	0.00	(8,095.66)
HMGP DR-4485 RGNL EMERGNC	(11,460.04)	0.00	10,794.43	(22,254.47)	0.00	(22,254.47)
FEMA HAZARD MIT. FUND	1,641,565.89	0.00	522,154.68	1,119,411.21	0.00	1,119,411.21
HURRICAN HARVEY DR#4332	(310.50)	0.00	265,468.00	(265,778.50)	0.00	(265,778.50)
TXDOT MCCOY RD RECONSTR	(158,620.44)	14,984.40	0.00	(143,636.04)	0.00	(143,636.04)
ROAD AND BRIDGE FD PCT 1	0.00	0.00	0.00	0.00	0.00	0.00
ROAD AND BRIDGE FD PCT 2	324,523.77	0.00	0.00	324,523.77	0.00	324,523.77
ROAD AND BRIDGE FD PCT 3	1,230,595.75	3,233,390.69	1,233,100.01	3,230,886.43	0.00	3,230,886.43
ROAD AND BRIDGE FD PCT 4	2,656,097.47	271,205.99	438,679.10	2,488,624.36	0.00	2,488,624.36
	1,615,301.23	138,600.53	503,371.01	1,250,530.75	0.00	1,250,530.75
	1,572,623.98	246,687.50	577,419.62	1,241,891.86	0.00	1,241,891.86

VICTORIA COUNTY
 QUARTERLY TREASURERS REPORT
 AS OF: SEPTEMBER 30TH, 2025

FUND	BEGINNING CASH BALANCE	CURRENT QUARTER REVENUES	CURRENT QUARTER EXPENDITURES	ENDING CASH BALANCE	CURRENT QUARTER ENCUMBRANCES	UNENCUMBERED BALANCE
SWB RURAL LAW ENFORCEMENT	0.00	0.00	0.00	0.00	0.00	0.00
OPERATION LONE STAR GRANT	(162,336.85)	183,763.15	130,709.17	(109,282.87)	0.00	(109,282.87)
STONEGARDEN GRANT	(97,796.84)	126,132.88	147,323.70	(118,987.66)	0.00	(118,987.66)
JAG-LESS LETHAL FORCE	0.00	0.00	0.00	0.00	0.00	0.00
CLICK IT OR TICKET	6,870.11	33.46	4,054.20	2,849.37	0.00	2,849.37
SPECIAL SERVICE FUND	372,250.22	0.00	(350,976.76)	723,226.98	0.00	723,226.98
IMPAIR DRIVING INCENTIVE	6,870.11	33.46	4,054.20	2,849.37	0.00	2,849.37
BYRNE JAG PROGRAM	(9,543.60)	35,629.10	11,884.00	14,201.50	0.00	14,201.50
BORDER SECURITY PROGRAM	(16,608.56)	22,959.68	22,737.52	(16,386.40)	0.00	(16,386.40)
GCRPC SOLID WASTE GRANT	0.00	0.00	0.00	0.00	0.00	0.00
BODY WORN CAMERA PROG	0.00	0.00	0.00	0.00	0.00	0.00
RIFLE REST BODY ARM GNT	0.00	0.00	0.00	0.00	0.00	0.00
FIREFIGHTERS GRANT	0.00	0.00	0.00	0.00	0.00	0.00
FERAL HOG GRANT	(2,913.46)	3,250.00	336.54	0.00	0.00	0.00
TXCDBG WCID1 BLOOMINGTON	14,560.00	28,440.00	18,000.00	25,000.00	0.00	25,000.00
TXCDBG WCID2 PLACEDO	0.00	0.00	0.00	0.00	0.00	0.00
CDBG HURRICANE HARVEY DR	0.00	0.00	0.00	0.00	0.00	0.00
CDBG-MIT MOD GRANT	0.00	0.00	0.00	0.00	0.00	0.00
STATE FEE ACCOUNT	161,377.34	0.00	(11,789.72)	173,167.06	0.00	173,167.06
PESC MENTAL HEALTH DEPUTY	(1,704.54)	3,837.29	3,727.29	(1,594.54)	0.00	(1,594.54)
MENTAL HLTH PEACE OFF FD	(63,480.63)	149,065.14	108,150.87	(22,566.36)	0.00	(22,566.36)
BISD SCHOOL RESOURCE OFF	(6,961.60)	23,753.34	23,753.34	(6,961.60)	0.00	(6,961.60)
BULLET RESISTANT SHEILD	0.00	0.00	0.00	0.00	0.00	0.00
SHERIFF'S SPECIAL PURPOSE	989,746.00	38,285.41	9,642.19	1,018,389.22	0.00	1,018,389.22
SHERIFF'S DONATION FUND	1,142.17	5.89	0.00	1,148.06	0.00	1,148.06
SHER DOJ FEDERAL FORFEIT	415,493.07	2,142.65	5.04	417,630.68	0.00	417,630.68
CONSTABLE FORFEITURE FD	0.00	0.00	0.00	0.00	0.00	0.00
CDA CONTRABAND FORFEITURE	1,295,856.12	59,480.65	54,860.31	1,300,476.46	0.00	1,300,476.46
CDA DOJ EQUITABLE SHARE	1,157.83	5.97	0.00	1,163.80	0.00	1,163.80
SHERIFF DOT FEDERAL FORF	487,852.22	72,518.45	68,582.00	491,788.67	0.00	491,788.67
SHERIFF COMMISSARY	967,945.44	124,163.82	217,942.61	874,166.65	0.00	874,166.65
JUVENILE DET COMMISSARY	8,705.43	88.39	55.95	8,737.87	0.00	8,737.87
NATIONAL SCHOOL LUNCH PRG	(33,294.80)	63,139.66	59,496.46	(29,651.60)	0.00	(29,651.60)
GOLIDAD CO JUV PROB SERV	0.00	0.00	0.00	0.00	0.00	0.00
VISD SRO REIMBURSEMENT	(71,172.31)	257,640.39	256,050.87	(69,582.79)	0.00	(69,582.79)
DSHS IILINET#201204021001	0.00	0.00	0.00	0.00	0.00	0.00
HEALTH INSURANCE FUND	(2,019,182.36)	2,035,642.62	2,040,292.03	(2,023,831.77)	0.00	(2,023,831.77)
EMPLOYEE BENEFIT FUND	1,097.02	91.44	37.89	1,150.57	0.00	1,150.57

VICTORIA COUNTY
 QUARTERLY TREASURERS REPORT
 AS OF: SEPTEMBER 30TH, 2025

FUND	BEGINNING CASH BALANCE	CURRENT QUARTER REVENUES	CURRENT QUARTER EXPENDITURES	ENDING CASH BALANCE	CURRENT QUARTER ENCUMBRANCES	UNENCUMBERED BALANCE
CPS/PH INFRAST 4/23-11/27	(47,983.02)	72,392.64	81,116.43	(56,706.81)	0.00	(56,706.81)
VICTORIA CO WIC PROGRAM	(107,447.15)	172,017.12	189,752.74	(125,182.77)	0.00	(125,182.77)
NAVARRO PROJECT FUND	0.00	0.00	0.00	0.00	0.00	0.00
FLEXIBLE BENEFITS PLAN	13,555.88	(26,896.23)	(18,784.62)	5,444.27	0.00	5,444.27
24TH JUDICIAL DIST PROB	0.00	0.00	0.00	0.00	0.00	0.00
LAW ENFORCEMENT OFFICER	72,797.28	0.00	6,465.00	66,332.28	0.00	66,332.28
FIXED ASSETS	0.00	0.00	0.00	0.00	0.00	0.00
-----	-----	-----	-----	-----	-----	-----
OVERALL TOTALS	22,948,172.75	26,575,174.63	17,964,169.85	17,964,169.85	0.00	17,964,169.85
=====	=====	=====	=====	=====	=====	=====

*** END OF REPORT ***