



## County of Victoria

205 N. Bridge St., Suite 110  
Victoria, TX 77901  
pfoster@vctx.org

Paige Foster  
County Treasurer  
January 30, 2026

Honorable Judge Ben Zeller  
Victoria County Commissioners' Court

Chapter 2256.023, Government Code (The Public Funds Investment Act), requires the investment officer of each local government to submit to its governing body a quarterly report of investment transactions.

The attached report details investments for Victoria County, Citizens Medical Center and Victoria County Navigation District for the quarter ending December 30, 2025.

Portfolios total \$97,579,202.05 invested with an emphasis on safety, liquidity and yield. The portfolio for the quarter is; Pools 53.270%, Certificate of Deposits 16.958%, Government Agencies 1.227%, Mutual Funds 0.01% and 28.53% in cash.

Investment cash accounts at Prosperity Bank earned an average 2.02% the Pools averaged 4.094%, CD has averaged 4.307% and US Agencies averaged 4.007% for the quarter.

The Fed cut the fed Funds rate three times each by 25% from September to December. The Feds are still watching and being watched as they continue to have a dual mandate of stable prices and maximum employment. The fed's are expecting to make several more cuts this year in 2026. Currently the Fed Funds rate is 3.64%.

Pledged collateral of bank deposits, held by Prosperity Bank, is above limits required by our depository contract.

Respectfully submitted,

Paige Foster  
Victoria County Treasurer

VICTORIA COUNTY INVESTMENT REPORT QUARTER ENDED  
DECEMBER 31, 2025

FUND	ORIGINAL FACE	CURRENT FACE	DESCRIPTION	BEGINNING YIELD 10/1/2025	BEGINNING BOOK VALUE 10/1/2025	BEGINNING MARKET VALUE 10/1/2025	BEGINNING INTEREST 10/1/2025	ENDING YIELD 12/31/2025	ENDING BOOK VALUE 12/31/2025	ENDING MARKET VALUE 12/31/2025	ENDING INTEREST 12/31/2025
<u>VICTORIA COUNTY</u>											
100	\$ 6,563,039.34	\$ 6,563,039.34	LOGIC POOLS	4.39%	\$ 6,563,039.34	\$ 6,563,039.34	\$ 263,162.27	3.95%	4,614,733.79	4,614,733.79	314,856.72
	\$ 7,457,137.23	\$ 7,457,137.23	TX CLASS	4.39%	\$ 7,457,137.23	\$ 7,457,137.23	\$ 370,412.59	3.97%	5,015,635.46	5,015,635.46	428,910.82
	\$ -	\$ -	TX CLASS GOV		\$ -	\$ -	\$ -				
	\$ 2,056,552.42	\$ 2,056,552.42	TX CLASS COB 2023	4.39%	\$ 2,056,552.42	\$ 2,056,552.42	\$ 123,307.30	3.97%	570,716.67	570,716.67	137,471.55
	\$ 2,035,173.38	\$ 2,035,173.38	TX CLASS CO MENTAL HEALTH	4.39%	\$ 2,035,173.38	\$ 2,035,173.38	\$ 35,173.38	3.97%	854,216.23	854,216.23	54,216.23
			TEXAS CLASS COUNTY R&B 1					3.97%	2,386,934.88	2,386,934.88	22,700.48
			TEXAS CLASS COB 2025					3.97%	13,833,136.43	13,833,136.43	101,046.41
100	\$ 13,531,000.00	\$ 13,531,000.00	MULTI BANK CERTIFICATE OF DEPOSITS	4.34%	\$ 13,531,000.00	\$ 13,624,083.25	\$ 391,416.27	4.19%	13,530,000.00	13,602,972.39	541,815.89
	\$ 981,000.00	\$ 981,000.00	AMERIPRISE CERTIFICATE OF DEPOSITS	4.55%	\$ 981,000.00	\$ 988,793.60	\$ -	4.55%	981,000.00	987,160.56	33,620.00
	\$ 1,050,000.00	\$ 1,050,000.00	GOV'T AGENCIES, DISC NOTES	4.01%	\$ 1,050,000.00	\$ 1,050,259.50	\$ 17,620.00	4.00%	1,050,000.00	1,050,613.00	1,050,613.00
	\$ 1,002.74	\$ 1,002.74	MUTUAL FUNDS	4.00%	\$ 1,002.74	\$ 1,002.74	\$ 23,432.61	3.48%	13,473.31	13,473.31	23,432.61
	\$ 33,674,905.11	\$ 33,674,905.11	TOTAL INVESTMENTS		\$ 33,674,905.11	\$ 33,776,041.46	\$ 1,224,524.42		\$ 42,849,846.77	\$ 42,929,592.72	\$ 2,708,683.71
			COUNTY FUNDS INVESTED		\$ 33,674,905.11	\$ 33,776,041.46	\$ 1,224,524.42		\$ 42,849,846.77	\$ 42,929,592.72	2,708,683.71
			CASH ON HAND	2.020%	\$ 26,790,924.09	\$ 26,790,924.09	\$ 303,093.13	2.020%	24,413,618.54	24,413,618.54	\$ 560,659.04
			TOTAL		\$ 60,465,829.20	\$ 60,465,829.20	\$ 1,527,617.55	3.822%	\$ 67,263,465.31	\$ 67,263,465.31	\$ 3,269,342.75
<u>CITIZENS MEDICAL CENTER</u>											
	\$ 3,775,983.26	\$ 3,775,983.26	TX CLASS CMC	4.394%	\$ 3,775,983.26	\$ 3,775,983.26	\$ 284,129.38	3.97%	2,212,616.56	2,212,616.56	320,762.68
			TEXAS CLASS CMC COB 2025					3.97%	10,646,097.65	10,646,097.65	71,395.66
	\$ -	\$ -	TX CLASS CMC GOV		\$ -	\$ -	\$ -				
	\$ -	\$ -	Certificate of Deposit		\$ -	\$ -	\$ -				
	\$ 3,775,983.26	\$ 3,775,983.26	TOTAL INVESTMENTS		\$ 3,775,983.26	\$ 3,775,983.26	\$ 284,129.38		\$ 12,858,714.21	\$ 12,858,714.21	\$ 392,158.34
			HOSPITAL FUNDS INVESTED		\$ 3,775,983.26	\$ 3,775,983.26	\$ 284,129.38		\$ 12,858,714.21	\$ 12,858,714.21	\$ 392,158.34
			CASH ON HAND	2.020%	\$ 14,328,306.40	\$ 14,328,306.40	\$ 75,944.84	2.020%	\$ 9,111,532.65	\$ 9,111,532.65	\$ 133,361.00
			TOTAL		\$ 18,104,289.66	\$ 18,104,289.66	\$ 360,074.22	3.320%	\$ 21,970,246.86	\$ 21,970,246.86	\$ 525,519.34
<u>NAVIGATION DISTRICT</u>											
	\$ 2,483,265.71	\$ 3,261,585.44	POOL - OPERATING FUND	4.44%	\$ 2,483,265.71	\$ 3,522,575.44	\$ 123,377.54	3.97%	\$ 3,261,585.44	\$ 3,261,585.44	\$ 158,234.19
	\$ 2,806,752.23	\$ 2,188,898.27	POOL - CONST FUND	4.44%	\$ 2,806,752.23	\$ 4,152,491.57	\$ 99,141.50	3.97%	\$ 2,188,898.27	\$ 2,188,898.27	\$ 113,818.67
	\$ -	\$ -	Certificate of Deposit	0.000%	\$ -	\$ -	\$ -		\$ -	\$ -	
	\$ 5,290,017.94	\$ 5,450,483.71	TOTAL INVESTMENTS		\$ 5,290,017.94	\$ 7,675,067.01	\$ 222,519.04		\$ 5,450,483.71	\$ 5,450,483.71	\$ 272,052.86
			NAVIGATION FUNDS INVESTMENTED		\$ 5,290,017.94	\$ 7,675,067.01	\$ 222,519.04		\$ 5,450,483.71	\$ 5,450,483.71	\$ 272,052.86
BANK BALANCE - NOT BOOK BALANCE			CASH ON HAND	2.020%	\$ 2,159,797.00	\$ 2,159,797.00	\$ 22,642.58	2.020%	\$ 2,895,006.17	\$ 2,895,006.17	\$ 46,388.29
			TOTAL		\$ 7,449,814.94	\$ 7,449,814.94	\$ 245,161.62	3.32%	\$ 8,345,489.88	\$ 8,345,489.88	\$ 318,441.15
	42,740,906.31	42,901,372.08	GRAND TOTAL INVESTMENTS		\$ 42,740,906.31	\$ 45,227,091.73			\$ 61,159,044.69	\$ 61,238,790.64	
			GRAND TOTAL CASH		\$ 43,279,027.49				\$ 36,420,157.36		
			GRAND TOTAL		\$ 86,019,933.80				\$ 97,579,202.05		

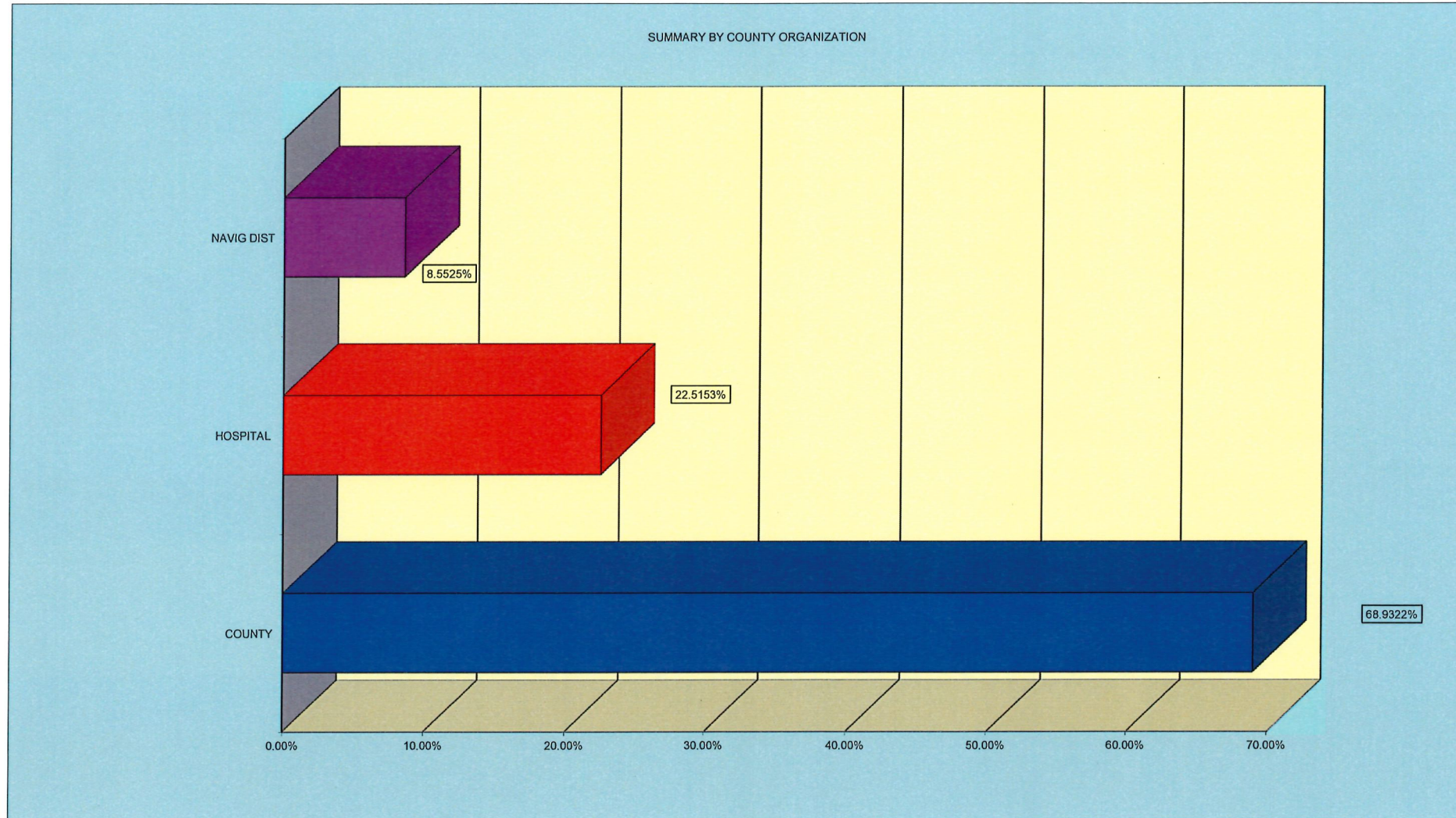
VICTORIA COUNTY INVESTMENT REPORT QUARTER ENDED  
DECEMBER 31, 2025

FUND	ORIGINAL FACE	CURRENT FACE	DESCRIPTION	BEGINNING YIELD	BEGINNING BOOK VALUE	BEGINNING MARKET VALUE	BEGINNING INTEREST	ENDING YIELD	ENDING BOOK VALUE	ENDING MARKET VALUE	ENDING INTEREST
------	------------------	-----------------	-------------	--------------------	-------------------------	---------------------------	-----------------------	-----------------	----------------------	------------------------	--------------------

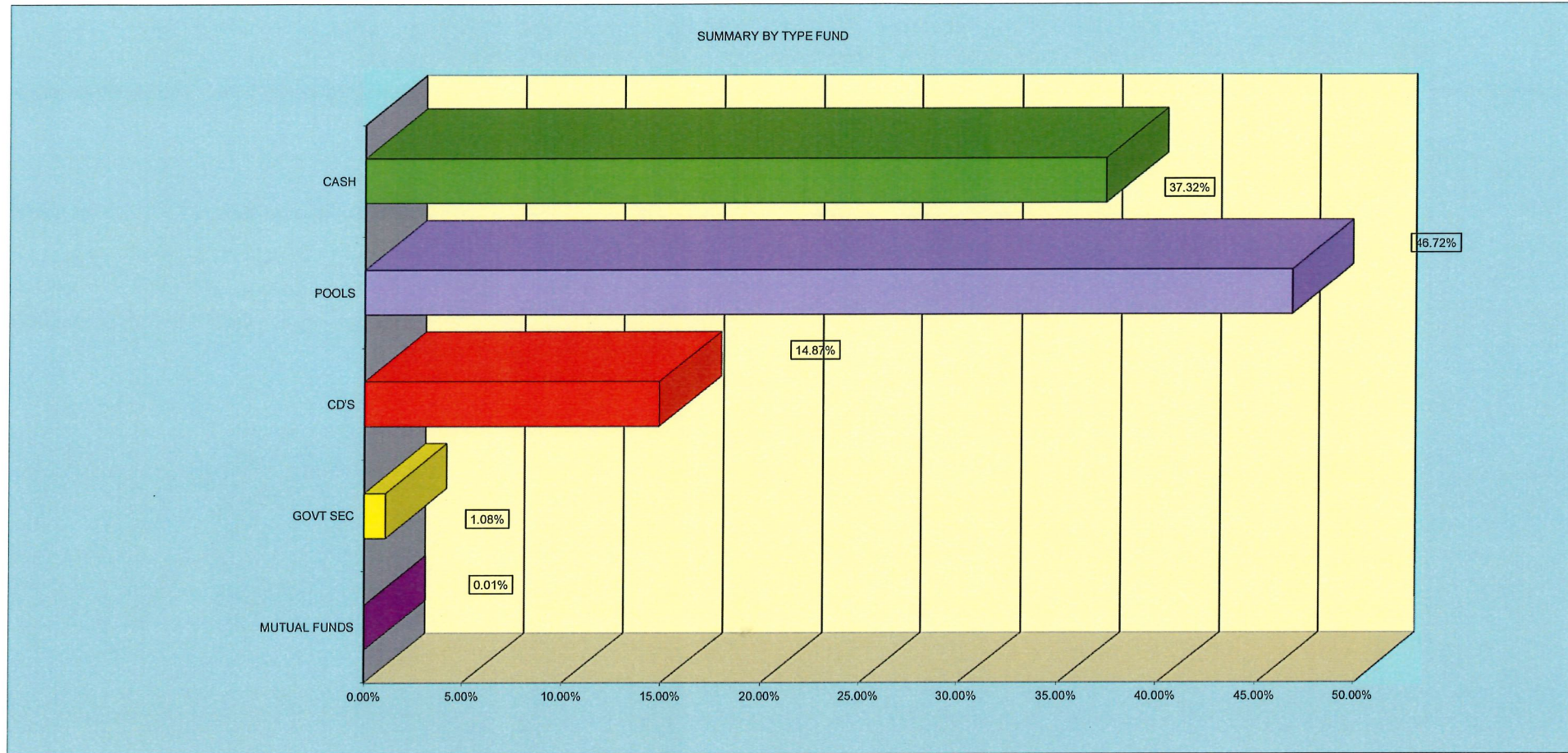
CASH & INVESTMENT SUMMARY BY FUND	AUGUST 31, 2025	DECEMBER 31, 2025
TOTAL COUNTY FUNDS	70.2928% \$ 60,465,829.20	\$ 67,263,465.31 68.9322%
TOTAL HOSPITAL FUNDS	21.0466% \$ 18,104,289.66	\$ 21,970,246.86 22.5153%
TOTAL NAVIGATION DISTRICT FUNDS	8.6606% \$ 7,449,814.94	\$ 8,345,489.88 8.5525%
	100.00% \$ 86,019,933.80	\$ 97,579,202.05 100.00%
	Above totals include cash.	Above totals include cash.

INVESTMENT SUMMARY BY TYPE		
MUTUAL FUNDS	0.0023% \$ 1,002.74	\$ 13,473.31 0.0138%
GOVERNMENT SECURITIES	2.4338% \$ 1,050,000.00	\$ 1,050,000.00 1.0760%
CERTIFICATES OF DEPOSIT	33.6373% \$ 14,512,000.00	\$ 14,511,000.00 14.8710%
POOLS	62.9955% \$ 27,177,903.57	\$ 45,584,571.38 46.7155%
TOTAL INVESTMENT OTHER THAN CASH	99.0689% \$ 42,740,906.31	\$ 61,159,044.69 62.6763%
TOTAL CASH	0.9311% \$ 401,680.55	\$ 36,420,157.36 37.3237%
	100.00% \$ 43,142,586.86	\$ 97,579,202.05 100.00%

FUND	ORIGINAL FACE	CURRENT FACE	DESCRIPTION	BEGINNING YIELD	BEGINNING BOOK VALUE	BEGINNING MARKET VALUE	BEGINNING INTEREST	ENDING YIELD	ENDING BOOK VALUE	ENDING MARKET VALUE	ENDING INTEREST
------	---------------	--------------	-------------	-----------------	----------------------	------------------------	--------------------	--------------	-------------------	---------------------	-----------------



FUND	ORIGINAL FACE	CURRENT FACE	DESCRIPTION	BEGINNING YIELD	BEGINNING BOOK VALUE	BEGINNING MARKET VALUE	BEGINNING INTEREST	ENDING YIELD	ENDING BOOK VALUE	ENDING MARKET VALUE	ENDING INTEREST
------	---------------	--------------	-------------	-----------------	----------------------	------------------------	--------------------	--------------	-------------------	---------------------	-----------------

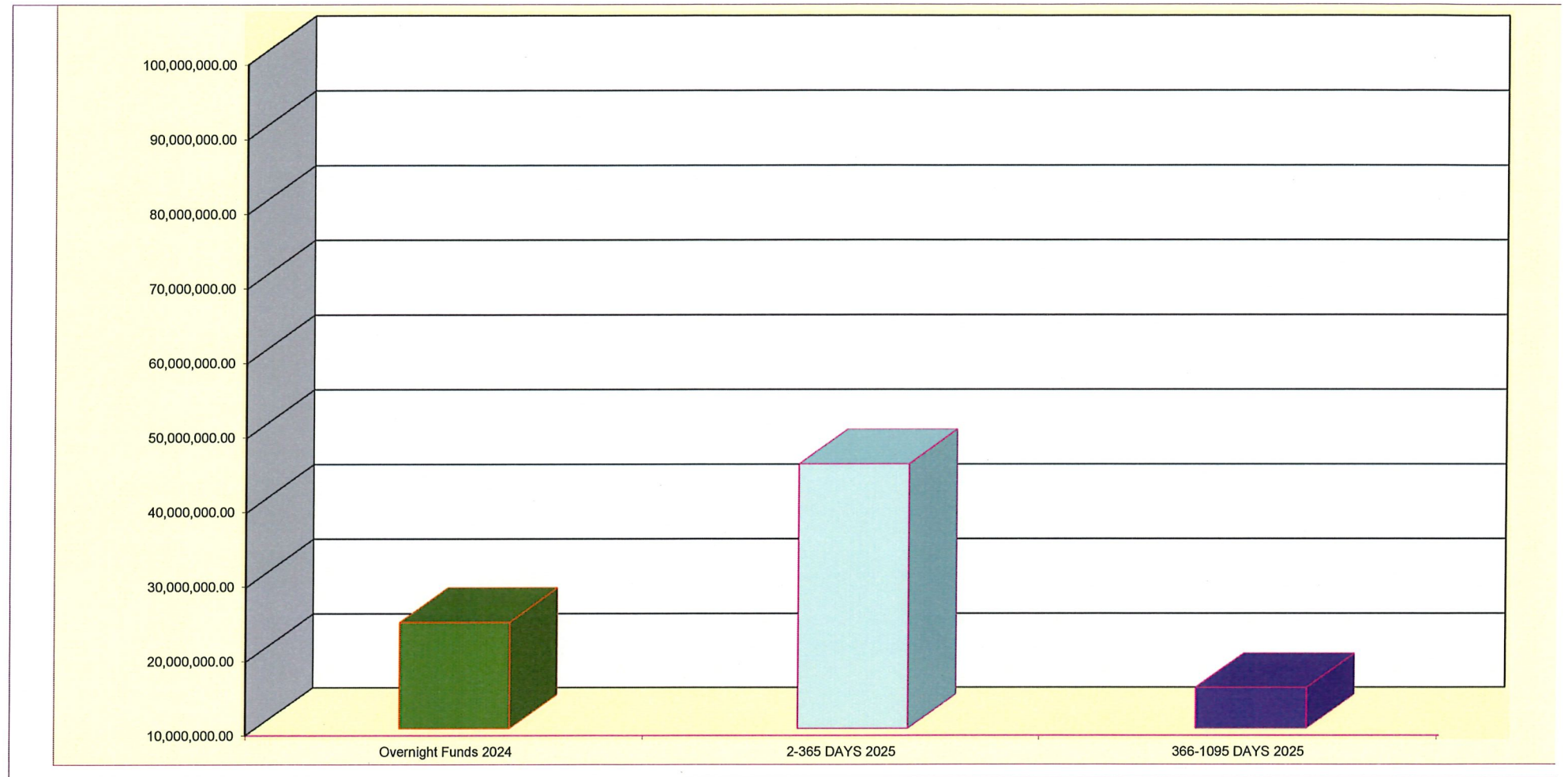


VICTORIA COUNTY  
PORTFOLIO INVENTORY  
DECEMBER 31, 2025

Mat Date	Type	Par	Yield	Beginning 10/1/2025			Ending 12/31/2025			Change in Book	Change in Market	% of Portfolio
				Book Value	Market Value	Interest 7/1/25	Book Value	Market Value	Interest 9/31/2025			
	Cash		2.020%	32,672,349.21	\$32,672,349.21	\$577,027.46	24,413,618.54	\$24,413,618.54	\$577,027.46	(\$8,258,730.67)	(\$8,258,730.67)	28.530%
	CD	SEE ATTACHED	4.220%	\$14,512,000.00	\$14,612,876.85	\$391,416.27	\$14,511,000.00	14,590,132.95	\$541,815.89	(\$1,000.00)	(\$22,743.90)	16.958%
	Investment Pools POOLS	SEE ATTACHED	3.9600%	\$27,177,903.57	\$27,177,903.57	\$1,298,703.96	\$45,584,571.38	\$45,584,571.38	\$1,723,413.41	\$18,406,667.81	\$18,406,667.81	53.270%
	U S Treasuries			\$0.00	\$0.00		\$0.00	\$0.00		\$0.00		0.00%
	GOV Securitties	SEE ATTACHED	4.0000%	\$1,050,000.00	\$1,050,259.50	\$17,620.00	\$1,050,000.00	\$1,050,613.00	\$33,620.00	\$0.00	\$353.50	1.227%
	MUTUAL FUNDS	SEE ATTACHED	3.480%	1,002.74	1,002.74	23,432.61	13,473.31	13,473.31	25,437.32	\$12,470.57	\$12,470.57	0.016%
	TOTAL INVESTMENTS			\$42,740,906.31	\$42,842,042.66	\$1,731,172.84	\$61,159,044.69	\$61,238,790.64	\$2,324,286.62	\$18,418,138.38	\$18,396,747.98	71.470%
	TOTAL		3.6495%	\$75,413,255.52	\$75,514,391.87	\$2,308,200.30	\$85,572,663.23	\$85,652,409.18	\$2,901,314.08	\$10,159,407.71	\$10,138,017.31	100.00%

1ST QTR 2025	CASH	2.02%	CD	3.710%	POOLS	4.540%	AGENCIES	4.560%	MUTUAL FUNDS	
		2.02%		3.850%		4.500%		4.560%		4.060%
		2.02%		4.010%		4.441%		4.020%		3.650%
		2.020%		3.8567%		4.4937%		4.3800%		3.8550%
2ND QTR 2025	CASH	2.02%	CD	4.140%	POOLS	4.440%	AGENCIES	4.020%	MUTUAL FUNDS	4.010%
		2.02%		4.300%		4.410%		4.010%		3.870%
		2.02%		4.360%		4.410%		4.010%		4.000%
		2.020%		4.267%		4.420%		4.013%		3.960%
3RD QTR 2025	CASH	2.02%	CD	4.290%	POOLS	4.410%	AGENCIES	4.020%	MUTUAL FUNDS	3.840%
		2.02%		4.270%		4.390%		4.010%		3.990%
		2.02%		4.240%		4.350%		4.000%		3.950%
		2.020%		4.267%		4.383%		4.010%		3.927%
4TH QTR 2023	CASH	2.02%	CD	4.350%	POOLS	4.220%	AGENCIES	4.010%	MUTUAL FUNDS	3.990%
		2.02%		4.350%		4.103%		4.010%		3.990%
		2.02%		4.220%		3.960%		4.000%		3.480%
		2.020%		4.307%		4.094%		4.007%		3.820%

VICTORIA COUNTY  
PORTFOLIO INVENTORY  
DECEMBER 31, 2025

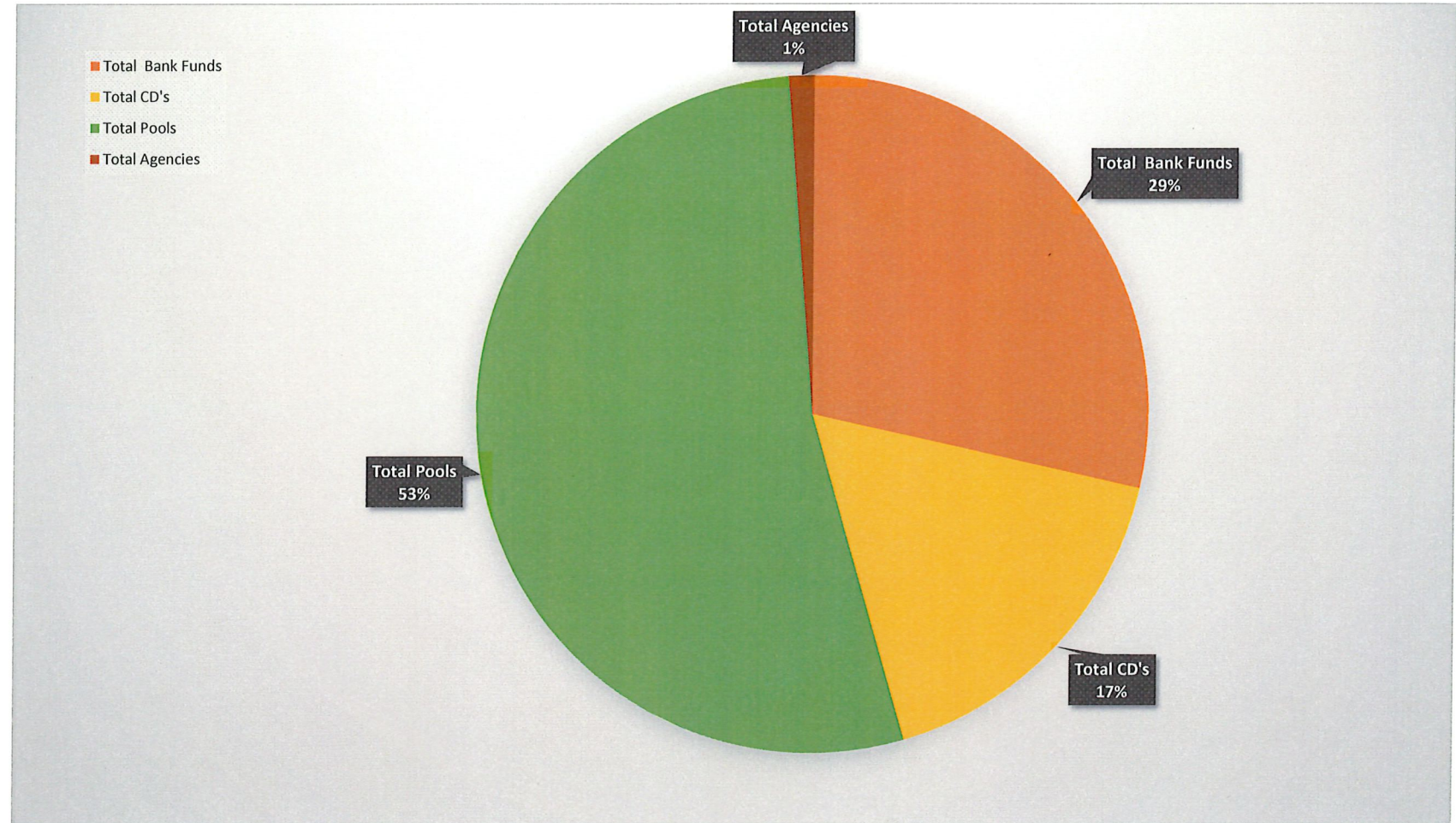


Maturity Break  
by Book Value

Overnight Funds 2024	24,413,618.54
2-365 DAYS 2025	45,584,571.38
366-1095 DAYS 2025	15,561,000.00
2025 TOTAL	85,559,189.92

VICTORIA COUNTY  
PORTFOLIO INVENTORY  
DECEMBER 31, 2025

Total Bank Funds	\$24,413,618.54	28.508%
Total CD's	\$14,590,132.95	17.037%
Total Pools	\$45,584,571.38	53.229%
Total Agencies	\$1,050,613.00	1.227%
Total	\$85,638,935.87	100.000%



V I C T O R I A C O U N T Y

QUARTERLY TREASURERS REPORT

AS OF: DECEMBER 31ST, 2025

FUND	BEGINNING CASH BALANCE	CURRENT QUARTER REVENUES	CURRENT QUARTER EXPENDITURES	ENDING CASH BALANCE	ENCL
GENERAL FUND	1,767,483.81	11,910,615.65	6,886,402.85	6,791,696.61	
EMERGENCY MGMT	( 510,975.74)	326,060.58	140,635.84	( 325,551.00)	
LEPC FUND	11,521.26	2,500.00	0.00	14,021.26	
JUSTICES OF PEACE SPECIAL	667.15	0.00	0.00	667.15	
COURT-INITIATED GUARDIANS	19,749.50	1,800.00	5,863.25	15,686.25	
COUNTY JURY FUND	24,360.49	3,769.69	0.00	28,130.18	
CO CLERK ARCHIVE FEE FD	49,927.20	28,931.24	0.00	78,858.44	
RECORDS MANAGEMENT FUND	208,728.76	26,091.17	12,366.90	222,453.03	
COURTHOUSE SECURITY FUND	185,243.14	11,285.52	0.00	196,528.66	
JUSTICE CT BLDG SECURITY	31,668.83	704.67	0.00	32,373.50	
DIST. CLERK RECORDS MGMT	109,486.19	8,674.98	2,393.43	115,767.74	
CO CLERK OF THE COURT	129,058.33	9,071.72	3,777.75	134,352.30	
DIST CLERK OF THE COURT	138,033.20	13,622.04	6,108.43	145,546.81	
COURT REPORTER SERVICE	39,280.25	8,995.65	0.00	48,275.90	
COURT FACILITY FEE FUND	100,601.26	7,180.51	0.00	107,781.77	
CDBG-DR LOCAL BUYOUT	0.00	0.00	0.00	0.00	
LANGUAGE ACCESS FUND	32,564.63	3,555.69	506.25	35,614.07	
PATRIOT PARK DONATION FD	1,652.06	0.00	0.00	1,652.06	
OPIOID SETTLEMENT FUND	350,518.84	0.00	0.00	350,518.84	
SHERIFF'S SPECIAL FUND	43,284.65	83,713.00	83,713.00	43,284.65	
CONSTABLE'S SPECIAL FUND	0.00	0.00	0.00	0.00	
CLERK'S SPECIAL FUND	27,559.74	0.00	( 114.00)	27,673.74	
TDH EMS GRANT	0.00	0.00	0.00	0.00	
VICTORIA TAX COLLECTIONS	0.00	0.00	0.00	0.00	
AMERICAN RESCUE PLAN	2,114,455.78	0.00	474,815.59	1,639,640.19	
2024 HURRICANE BERYL	( 73,122.58)	0.00	0.00	( 73,122.58)	
COVID19	0.00	0.00	0.00	0.00	
HMGP DR-4485 JUV GENERATO	( 8,095.66)	0.00	0.00	( 8,095.66)	
DISASTER RESPONSE	( 22,254.47)	28,442.38	6,187.91	0.00	
GULF/MEXICO ENERGY SEC	1,119,411.21	0.00	80,564.06	1,038,847.15	
HMGP DR-4485 RGNL EMERGNC	( 265,778.50)	0.00	132,734.00	( 398,512.50)	
FEMA HAZARD MIT. FUND	( 143,636.04)	143,636.04	0.00	0.00	
HURRICAN HARVEY DR#4332	0.00	0.00	0.00	0.00	
TXDOT MCCOY RD RECONSTR	324,523.77	0.00	0.00	324,523.77	
ROAD AND BRIDGE FD PCT 1	3,230,886.43	( 1,594,254.35)	213,792.03	1,422,840.05	
ROAD AND BRIDGE FD PCT 2	2,488,624.36	230,093.87	700,999.95	2,017,718.28	
ROAD AND BRIDGE FD PCT 3	1,250,530.75	104,840.06	79,447.57	1,275,923.24	
ROAD AND BRIDGE FD PCT 4	1,241,891.86	152,279.09	235,216.46	1,158,954.49	

## V I C T O R I A C O U N T Y

## QUARTERLY TREASURERS REPORT

AS OF: DECEMBER 31ST, 2025

FUND	BEGINNING CASH BALANCE	CURRENT QUARTER REVENUES	CURRENT QUARTER EXPENDITURES	ENDING CASH BALANCE	ENCL
CTIF GRANT FUND	0.00	0.00	0.00	0.00	
CERTZ #1 TAX INCREMENT	0.00	0.00	0.00	0.00	
CAPITAL CREDITS FUND	161,269.80	0.00	0.00	161,269.80	
VOCATIONAL SHOP FUND	0.00	0.00	0.00	0.00	
JUVENILE RESTITUTION	48.82	0.00	( 1,306.38)	1,355.20	
JUVENILE PROBATION FUND	449,009.11	998,134.30	543,556.34	903,587.07	
DRUG COURTS PROGRAMS	97.46	32.24	0.00	129.70	
24TH JUDICIAL PROBATION	0.00	0.00	0.00	0.00	
COUNTY SPECIALTY COURT	13,574.61	2,350.76	432.00	15,493.37	
VETERANS MENTAL HEALTH	0.00	0.00	0.00	0.00	
JUVENILE ACCT INCENTIVE	0.00	0.00	0.00	0.00	
FED FOSTER CARE	0.00	0.00	0.00	0.00	
LOCAL TRUANCY PREVENTION	57,670.82	2,821.86	0.00	60,492.68	
JUSTICE TECHNOLOGY FD	7,369.70	2,299.79	0.00	9,669.49	
FAMILY PROTECTION FEE FD	3,106.10	604.98	3,000.00	711.08	
CO/DIST TECHNOLOGY FD	2,593.47	518.93	0.00	3,112.40	
CO/DIST TECH IMPV GNT	0.00	0.00	0.00	0.00	
CHILD ABUSE PREVENTION	697.98	19.33	0.00	717.31	
RURAL SHERIFF OFC SALARY	195,947.70	663.08	93,995.16	102,615.62	
RURAL PROSECUTOR OFC SALA	216,794.70	898.58	41,234.44	176,458.84	
HHSC MENTAL HEALTH FACILI	656,521.79	1,202,498.56	1,609,796.89	249,223.46	
CDA PROCESSING FEE FUND	14,517.56	653.70	0.00	15,171.26	
BOND FORFEITURE COMM	45,049.09	105.90	0.00	45,154.99	
CDA STATE JUDICIARY FUND	4,118.58	0.00	3,557.64	560.94	
PRETRIAL INTERVENTION	71,600.83	5,250.00	6,491.24	70,359.59	
VICTORIA CNTY CARE COURT	9,112.91	1,610.00	0.00	10,722.91	
CDA VICTIMS ASSIST GRANT	0.00	0.00	0.00	0.00	
SHERIFF VICTIM ASSIST GN	( 4,690.06)	10,631.00	15,536.23	( 9,595.29)	
SCAAP PROGRAM	0.00	0.00	0.00	0.00	
TEXAS VINE GRANT	0.00	0.00	2,098.40	( 2,098.40)	
CDA OTHER VICTIM ASSIST G	0.00	0.00	9,478.34	( 9,478.34)	
4/H ACTIVITY CENTER	1,768.87	6.49	642.00	1,133.36	
AIRPORT FUND	0.00	0.00	0.00	0.00	
AIRPORT FUND	536,593.96	( 5,015,989.21)	( 5,381,631.27)	902,236.02	
AIRPORT GRANT FUND	( 1,465,773.67)	1,705,730.35	597,521.97	( 357,565.29)	
AIRPORT CAPITAL PROJECTS	7,941.55	36.55	0.00	7,978.10	
JAG-REG TASK FORCE APPREH	0.00	0.00	0.00	0.00	
OOG F'Y 2020 CESF	0.00	0.00	0.00	0.00	

## V I C T O R I A C O U N T Y

## QUARTERLY TREASURERS REPORT

AS OF: DECEMBER 31ST, 2025

FUND	BEGINNING CASH BALANCE	CURRENT QUARTER REVENUES	CURRENT QUARTER EXPENDITURES	ENDING CASH BALANCE	ENCL
BJA FY 2020 CESF	0.00	0.00	0.00	0.00	
SWB RURAL LAW ENFORCEMENT	0.00	0.00	0.00	0.00	
OPERATION LONE STAR GRANT	( 109,282.87)	117,431.78	9,785.52	( 1,636.61)	
STONEGARDEN GRANT	( 118,987.66)	136,859.94	160,551.14	( 142,678.86)	
JAG-LESS LETHAL FORCE	0.00	0.00	0.00	0.00	
CLICK IT OR TICKET	2,849.37	13.11	0.00	2,862.48	
SPECIAL SERVICE FUND	723,226.98	0.00	2,053.26	721,173.72	
IMPAIR DRIVING INCENTIVE	2,849.37	13.11	0.00	2,862.48	
BYRNE JAG PROGRAM	14,201.50	0.00	14,201.50	0.00	
BORDER SECURITY PROGRAM	( 16,386.40)	24,993.75	28,022.90	( 19,415.55)	
GCRPC SOLID WASTE GRANT	0.00	0.00	0.00	0.00	
BODY WORN CAMERA PROG	0.00	0.00	0.00	0.00	
RIFLE REST BODY ARM GNT	0.00	0.00	0.00	0.00	
FIREFIGHTERS GRANT	0.00	0.00	0.00	0.00	
FERAL HOG GRANT	0.00	0.00	0.00	0.00	
TXCDBG WCID1 BLOOMINGTON	25,000.00	26,460.00	26,460.00	25,000.00	
TXCDBG WCID2 PLACEDO	0.00	0.00	0.00	0.00	
CDBG HURRICANE HARVEY DR	0.00	0.00	0.00	0.00	
CDBG-MIT MOD GRANT	0.00	0.00	0.00	0.00	
STATE FEE ACCOUNT	173,167.06	0.00	32,854.81	140,312.25	
PESC MENTAL HEALTH DEPUTY	( 1,594.54)	1,911.46	4,087.96	( 3,771.04)	
MENTAL HLTH PEACE OFF FD	( 22,566.36)	65,068.66	117,894.53	( 75,392.23)	
BISD SCHOOL RESOURCE OFF	( 6,961.60)	21,682.34	21,729.10	( 7,008.36)	
BULLET RESISTANT SHEILD	0.00	0.00	0.00	0.00	
SHERIFF'S SPECIAL PURPOSE	1,018,389.22	4,648.55	14,238.20	1,008,799.57	
SHERIFF'S DONATION FUND	1,148.06	5.28	0.00	1,153.34	
SHER DOJ FEDERAL FORFEIT	417,630.68	1,689.53	53,555.00	365,765.21	
SHERIFF JOHNSON FOUNDATN	0.00	0.00	0.00	0.00	
DHS JOINT OPERATIONS FUND	0.00	0.00	0.00	0.00	
CONSTABLE FORFEITURE FD	0.00	0.00	0.00	0.00	
CDA CONTRABAND FORFEITURE	1,300,476.46	10,074.68	39,592.46	1,270,958.68	
CDA DOJ EQUITABLE SHARE	1,163.80	5.36	0.00	1,169.16	
SHERIFF DOT FEDERAL FORF	491,788.67	2,213.10	60,343.18	433,658.59	
SHERIFF COMMISSARY	874,166.65	108,176.46	53,287.30	929,055.81	
JUVEÑILE DET COMMISSARY	8,737.87	166.34	125.48	8,778.73	
NATIONAL SCHOOL LUNCH PRG	( 29,651.60)	50,169.81	49,363.23	( 28,845.02)	
GOLIDAD CO JUV PROB SERV	0.00	0.00	0.00	0.00	
VISD SRO REIMBURSEMENT	( 69,582.79)	224,555.32	219,783.62	( 64,811.09)	

V I C T O R I A C O U N T Y

QUARTERLY TREASURERS REPORT

AS OF: DECEMBER 31ST, 2025

FUND	BEGINNING CASH BALANCE	CURRENT QUARTER REVENUES	CURRENT QUARTER EXPENDITURES	ENDING CASH BALANCE	ENCU
DSHS ILINET#201204021001	0.00	0.00	0.00	0.00	
HEALTH INSURANCE FUND	( 2,023,831.77)	1,280,012.97	2,074,028.19	( 2,817,846.99)	
EMPLOYEE BENEFIT FUND	1,150.57	264.83	0.00	1,415.40	
ELECTIONS ADMIN SPECIAL F	82,363.55	365.60	5,878.79	76,850.36	
HAVA ELCTN SECURITY GRANT	0.00	0.00	0.00	0.00	
HELP AMERICA VOTE GRANT	0.00	0.00	0.00	0.00	
CTCL GRANT	0.00	0.00	0.00	0.00	
ELECTIONS CHAPTER 19	( 3,056.15)	3,056.15	350.00	( 350.00)	
TAX ASSESSOR/COLL SPECIAL	0.00	( 235,623.92)	( 235,623.92)	0.00	
HISTORICAL COMMISSION FD	10,930.25	49.12	595.14	10,384.23	
TX HIST COMM CLG GRANT	0.00	0.00	0.00	0.00	
TIDC IMPROVEMENT GRANT	( 40,930.65)	40,930.65	14,358.53	( 14,358.53)	
TIDC REGIONL PUBLIC DEFEN	( 694,106.00)	694,106.13	632,742.06	( 632,741.93)	
TIDC IMPROVMNT GRANT SUPP	0.00	0.00	8,335.84	( 8,335.84)	
REBUILD TEXAS FUND	0.00	0.00	0.00	0.00	
CHILD WELFARE BOARD	35,865.61	2,673.95	2,242.70	36,296.86	
PETSMART CHARITIES GRANT	29,859.08	0.00	10,854.78	19,004.30	
ANIMAL SERVICES GRANTS	15,026.52	0.00	13,147.06	1,879.46	
ROAD BONDS SINKING FUND	0.00	0.00	0.00	0.00	
HOSPITAL BONDS SINKING FD	0.00	0.00	0.00	0.00	
JAIL BONDS SINKING FUND	0.00	0.00	0.00	0.00	
BRIDGE ANNEX SINKING FD	0.00	0.00	0.00	0.00	
DEBT SERVICE	1,408,513.41	15,154,331.58	14,048,525.08	2,514,319.91	
LATERAL ROAD FUND PCT 1	0.00	0.00	0.00	0.00	
LATERAL ROAD FUND PCT 2	0.00	0.00	0.00	0.00	
LATERAL ROAD FUND PCT 3	0.00	0.00	0.00	0.00	
LATERAL ROAD FUND PCT 4	0.00	0.00	0.00	0.00	
LAW LIBRARY FUND	14,686.82	12,619.72	8,711.00	18,595.54	
ROAD BONDS FUND	0.00	0.00	0.00	0.00	
COURTHOUSE RESTOR. BOND	0.00	0.00	0.00	0.00	
CAP PROJECTS-CO'S 2023	344,271.04	1,501,407.64	1,699,349.48	146,329.20	
CONSTRUCTION RETAINAGE	113,182.21	0.00	( 55,948.71)	169,130.92	
CAP PROJECTS-CO'S 2025B	0.00	971,045.70	867,599.40	103,446.30	
VICTORIA CO HEALTH DEPT.	( 917,992.30)	715,346.81	785,028.66	( 987,674.15)	
TX A&M UNIV HLTH SCIENCE	0.00	0.00	0.00	0.00	
MEDICAID ADM CLAIM FD	28,444.92	10,830.00	8,427.56	30,847.36	
TEXAS HOME VISITING GNT	( 112,010.93)	180,014.57	184,125.40	( 116,121.76)	
HOGG FOUNDATION GRANT	99,342.69	0.00	28,995.86	70,346.83	

V I C T O R I A C O U N T Y  
 QUARTERLY TREASURERS REPORT  
 AS OF: DECEMBER 31ST, 2025

FUND	BEGINNING CASH BALANCE	CURRENT QUARTER REVENUES	CURRENT QUARTER EXPENDITURES	ENDING CASH BALANCE	ENCU
HURRICANE PUBLIC HLTH GNT	0.00	0.00	0.00	0.00	
AMERICARES	0.00	0.00	0.00	0.00	
COVID-19 DISP 9/21-5/23	0.00	0.00	0.00	0.00	
CPS/PH WKFORCE 9/21-6/24	0.00	0.00	0.00	0.00	
CPS/PH INFRAST 4/23-11/27	( 56,706.81)	80,591.12	72,008.33	( 48,124.02)	
VICTORIA CO WIC PROGRAM	( 125,182.77)	165,686.43	181,766.76	( 141,263.10)	
NAVARRO PROJECT FUND	0.00	0.00	0.00	0.00	
FLEXIBLE BENEFITS PLAN	5,444.27	( 11,734.52)	( 39,168.87)	32,878.62	
24TH JUDICIAL DIST PROB	0.00	0.00	0.00	0.00	
LAW ENFORCEMENT OFFICER	66,332.28	0.00	7,988.00	58,344.28	
FIXED ASSETS	0.00	( 4,469,676.49)	( 4,469,676.49)	0.00	
-----					
OVERALL TOTALS	17,964,169.85	27,322,923.01	17,445,032.28	21,914,708.77	
=====					

\*\*\* END OF REPORT \*\*\*