

MINUTES OF COUNTY FINANCES  
TREASURER'S REPORT  
MONTHLY- FEBRUARY 2026

IN THE MATTER OF COUNTY FINANCES  
IN THE HANDS OF PAIGE FOSTER  
TREASURER OF VICTORIA COUNTY, TEXAS

COMMISSIONERS' COURT  
VICTORIA COUNTY, TEXAS  
IN REGULAR SESSION  
REGULAR TERM  
MARCH 23, 2026

TOTAL IN BANK ACCOUNTS	\$41,950,381.14
TOTAL INVESTMENTS	\$79,946,670.96
TOTAL CASH AND INVESTMENTS	\$121,897,052.10

TOTAL MARKET VALUE OF COLLATERAL PLEDGED BY PROSPERITY BANK \$72,114,281.63


IN ACCORDANCE with Section 114.026, Local Government Code, we, the undersigned, constituting the entire Commissioners Court of said County, certify that on the 9th day of March 2026, at the Special Session of a Regular Term of Court. We compared and examined the monthly report of Paige Foster, Treasurer of Victoria County, Texas, for February 2026, and finding the same correct, entered an order in the Minutes approving said Report.

  
Ben Zeller, County Judge


  
Danny Garcia, Commissioner Pct. 1

  
Jason Ort, Commissioner Pct. 2

  
Shannon Martin, Commissioner Pct. 3



  
Kenneth Sexton, Commissioner Pct. 4

SWORN TO AND SUBSCRIBED BEFORE ME, by Ben Zeller, County Judge, and County Commissioners of said Victoria County, each respectively, on this the 9th day of March A.D., 2026.

  
Attest: Heidi Easley, County Clerk

FILED FOR RECORD THIS 23<sup>rd</sup> Day of March A.D. 2026, and recorded on the 23<sup>rd</sup> day of March, A.D. 2026.



  
Heidi Easley, County Clerk and  
Ex-Officio Clerk of the Commissioners  
Court in and for Victoria County, Texas.  
By:   
Deputy Stefanie Tumlinson



**MONTHLY REPORT OF**

PAIGE FOSTER, COUNTY TREASURER

VICTORIA COUNTY, TEXAS

**FOR THE MONTH OF FEBRUARY 2026**

This report, presented for the approval of the Commissioners' Court, in accordance with Vernon's Texas Codes Annotated, Local Government Code, and Section 83.002 (a) (3), and Title 10, Chapter 2256, Government Code (Public Funds Investment Act), is true and correct to the best of my knowledge and belief, according to the records of this office.

  
PAIGE FOSTER  
COUNTY TREASURER

VICTORIA COUNTY  
INVESTMENTS ON HAND  
FEBRUARY, 2026

FUND	DESCRIPTION	NET YIELD	MONTHLY INTEREST	INTEREST 2025	TOTAL INVESTMENT	MARKET VALUE
<b>VICTORIA COUNTY</b>						
	TX CLASS POOL	3.85%	108,976.89	199,767.54	39,788,886.00	42.94%
	L.O.G.I.C. POOL	3.860%	13,521.67	28,659.44	4,643,393.23	5.01%
	CD'S MULTI BANK	4.140%	40,465.66	80,931.32	13,530,000.00	14.60%
	CD'S AMERIPRISE	4.560%		0.00	732,000.00	0.79%
	GOVERNMENT SECURITIES	4.000%		0.00	800,000.00	0.86%
	MULTI BANK CASH FND			0.00	552,461.31	0.60%
	AMERIPRISE MUTUAL FUNDS	3.450%		0.00	299,919.96	0.29%
	CASH ON HAND-COUNTY FUNDS	2.020%	44,002.36	94,577.46	32,344,259.75	34.91%
	<b>TOTAL COUNTY FUNDS</b>		<b>206,966.58</b>	<b>403,935.76</b>	<b>92,660,920.25</b>	<b>100%</b>
<b>CITIZENS MEDICAL CENTER</b>						
	TX CLASS POOL	3.85%	32,716.67	73,003.03	11,211,201.02	61.68%
	CMC NURSING HOMES	2.020%	1,160.15	2,734.78	1,217,180.66	6.70%
	CASH ON HAND-CITIZENS MEDICAL CENTER	2.020%	7,423.51	15,093.41	5,748,503.17	31.63%
	<b>TOTAL HOSPITAL FUNDS</b>		<b>41,300.33</b>	<b>90,831.22</b>	<b>18,176,884.85</b>	<b>100%</b>
<b>NAVIGATION DISTRICT</b>						
	TEXAS CLASS POOL	3.85%	23,370.20	44,480.34	8,418,809.44	76.12%
	CASH ON HAND TXLC CONSTRUCTION	2.020%	185.38	458.07	157,300.64	1.42%
	CASH ON HAND 2015 INTEREST & SINKING	2.020%	907.25	1,816.50	654,517.60	5.92%
	PROMOTION AND DEVELOPMENT FUND	2.020%	548.08	1,169.15	351,425.50	3.18%
	CASH ON HAND-2012A/B INTEREST/SINKING	2.020%	1,048.31	2,090.79	761,747.01	6.89%
	CASH ON HAND-NAVIGATION DISTRICT	2.020%	1,848.37	4,189.18	715,446.81	6.47%
	<b>TOTAL NAVIGATION DIST FUNDS</b>		<b>27,907.59</b>	<b>54,204.03</b>	<b>11,059,247.00</b>	<b>100%</b>
<b>SUMMARY TOTAL PORTFOLIO</b>						
	TOTAL COUNTY BANK FUNDS		44,002.36	94,577.46	32,344,259.75	26.5341%
	TOTAL HOSPITAL BANK FUNDS		8,583.66	17,828.19	6,965,683.83	5.7144%
	TOTAL NAVIGATION DISTRICT BANKFUNDS		4,537.39	9,723.69	2,640,437.56	2.1661%
	<b>TOTAL BANK FUNDS</b>	<b>34%</b>	<b>57,123.41</b>	<b>122,129.34</b>	<b>41,950,381.14</b>	<b>34.41%</b>
	CASH ON HAND - ALL FUNDS				41,950,381.14	34.41%
	PLEGGED SECURITIES - ALL FUNDS				100,133,555.82	72,114,281.63
	CERTIFICATES OF DEPOSIT	4.220%		40,465.66	14,262,000.00	11.70%
	MONEY MKT MUTUAL FUNDS	3.4800%		0.00	822,381.27	0.67%
	POOLS	3.9600%	219,051.09	386,376.01	64,062,289.69	52.55%
	GOVERNMENT SECURITIES	4.000%	0.00	0.00	800,000.00	0.66%
	<b>TOTAL INVESTMENTS</b>	<b>66%</b>	<b>219,051.09</b>	<b>426,841.67</b>	<b>79,946,670.96</b>	<b>65.59%</b>
	<b>TOTAL PORTFOLIO INCLUDING CASH</b>	<b>3.536%</b>	<b>276,174.50</b>	<b>548,971.01</b>	<b>121,897,052.10</b>	<b>100.00%</b>

VICTORIA COUNTY  
 POOL INVESTMENTS  
 FEBRUARY 2026

	BEGIN BALANCE	RATE	CONTRIBUTIONS	WITHDRAWALS	INTEREST	END BALANCE	INTEREST YR TO DATE 2025
COUNTY							
LOGIC COUNTY	\$ 4,629,871.56	3.86%			\$ 13,521.67	\$ 4,643,393.23	\$ 28,659.44
TEXAS CLASS County	\$ 19,549,640.13	3.80%	\$ 4,000,000.00		\$ 61,038.30	\$ 23,610,678.43	\$ 95,042.97
TEXAS CLASS County GOV	\$ -				\$ -	\$ -	\$ -
TEXAS CLASS COB 2023	\$ 0.01	3.80%		0.01		\$ 0.00	\$ 804.54
TX CLASS CO MENTAL HEALTH	\$ 857,016.95	3.80%			\$ 2,502.50	\$ 859,519.45	\$ 5,303.22
TEXAS CLASS County R&B 1	\$ 2,394,760.93	3.80%			\$ 6,992.73	\$ 2,401,753.66	\$ 14,818.78
TEXAS CLASS COB 2025	\$ 13,878,491.10	3.80%		\$ 1,000,000.00	\$ 38,443.36	\$ 12,916,934.46	\$ 83,798.03
TOTAL		3.82%			\$ 122,498.56	\$ 44,432,279.23	\$ 228,426.98
Texas class	average interest	3.80%			\$ 108,976.89	\$ 39,788,886.00	\$ 199,767.54
HOSPITAL							
TEXAS CLASS CMC	\$ 1,969,582.23	3.80%			\$ 5,751.20	\$ 1,975,333.43	\$ 12,716.87
TEXAS CLASS CMC GOV	\$ -				\$ -	\$ -	\$ -
TEXAS CLASS CMC COB 2025	\$ 9,208,902.12	3.80%			\$ 26,965.47	\$ 9,235,867.59	\$ 60,286.16
TOTAL		3.80%			\$ 32,716.67	\$ 11,211,201.02	\$ 73,003.03
NAVIGATION							
Texas Class Op Fund	\$ 4,398,770.15	3.80%	\$ 2,375,000.00	\$ 1,164,064.00	\$ 15,235.84	\$ 5,624,941.99	\$ 28,315.16
Texas Class Const Fund	\$ 2,785,733.09	3.80%			\$ 8,134.36	\$ 2,793,867.45	\$ 16,165.18
TOTAL		3.80%			\$ 23,370.20	\$ 8,418,809.44	\$ 44,480.34
		3.81%		TOTAL	\$ 178,585.43	\$ 64,062,289.69	\$ 345,910.35

CD INVESTMENTS  
GENERAL FUND  
FEBRUARY 2026

ISSUER	CUSIP	BROKER	TERM	% EARN	BOOK VALUE	SETTLE	MATURE	MKT PRICE	MARKET VALUE	Coupon pays	INTEREST PAID
2026											
SANDY SPRINGS BK	800364EX5	MBS	36	4.890%	\$ 244,000.00	3/14/2023	3/15/2026	100.050	\$ 244,122.00	3,9	
BANK OF America na	06051XCQ3	AMB	24	4.790%	\$ 244,000.00	4/18/2024	4/20/2026	100.141	\$ 244,344.04	10,4	
FLAGSTAR BANK NA (32541)	33847GHQ0	MBS	24	4.980%	\$ 243,000.00	5/23/2024	5/22/2026	100.275	\$ 243,668.25	5,11	
MARINE FDU (312977)	56824JBF0	MBS	18	4.240%	\$ 249,000.00	11/27/2024	5/27/2026	100.117	\$ 249,291.33	1AM	
DORT FINL CR UN	25844MBE7	MBS	36	5.020%	\$ 246,000.00	6/28/2023	6/29/2026	100.432	\$ 247,062.72	1AM	
JOHN MARSHIELL BANK (#58243)	47804GLQ4	MBS	18	3.790%	\$ 249,000.00	10/25/2024	7/27/2026	100.024	\$ 249,059.76	1AM	
TRADITIONAL BK INC	89268YBN4	MBS	30	3.990%	\$ 210,000.00	10/16/2204	8/13/2026	100.114	\$ 210,239.40	1AM	
BRADESCO BK (21265)	10421ABK2	MBS	18	4.190%	\$ 244,000.00	2/19/2025	8/19/2026	100.177	\$ 244,431.88	3,9	
B1bank	098079BG0	MBS	30	4.620%	\$ 249,000.00	3/18/2024	9/15/2026	100.485	\$ 250,207.65	1AM	
BANC OF CALIFORNIA (24045)	05890QD50	MBS	18	4.090%	\$ 244,000.00	3/20/2025	9/21/2026	100.199	\$ 244,485.56	3,9	
SIGNATURE BK OF ARKANSAS	82669LLL5	MBS	18	3.990%	\$ 249,000.00	3/26/2025	9/28/2026	100.152	\$ 249,378.48	1AM	
AMERICAN COMMERCIAL BANK AND TRUST NA	02519ADP9	MBS	18	3.840%	\$ 249,000.00	4/25/2025	10/26/2026	100.063	\$ 249,156.87	1AM	
NICOLET NATL BK	654062LW6	MBS	30	4.760%	\$ 249,000.00	4/30/2024	10/30/2026	100.683	\$ 250,700.67	1AM	
ALLIANT CR UN CHICAGO	01882MAJ1	MBS	36	5.520%	\$ 248,000.00	11/20/2023	11/20/2026	101.33	\$ 251,298.40	1AM	
DMB COMMUNITY BANK (14769)	23322GW45	MBS	30	4.570%	\$ 249,000.00	6/6/2024	12/4/2026	100.644	\$ 250,603.56	1M	\$ 3,666,000.00 \$ 3,678,050.57
2027											
MERRICK BK	59013K3J3	MBS	24	3.990%	\$ 249,000.00	1/2/2025	1/4/2027	100.228	\$ 249,567.72	1AM	
SOUND CR	83616HAE4	MBS	36	4.180%	\$ 249,000.00	1/31/2025	2/1/2027	100.423	\$ 250,053.27	1AM	
OREGON CMNTY CR UN	68584JAP4	MBS	36	4.270%	\$ 249,000.00	2/9/2024	2/9/2027	100.528	\$ 250,314.72	10,4	
UNIVEST BANK & TRUST	91527PCJ4	MBS	36	4.560%	\$ 249,000.00	3/13/2024	3/15/2027	100.866	\$ 251,156.34	1AM	
CARTER BANK & TRUST	146102AN8	MBS	36	4.550%	\$ 249,000.00	3/20/2024	3/22/2027	100.88	\$ 251,191.20	1AM	
MOUNTAIN COMM BK	62400PKT6	AMB	36	4.560%	\$ 244,000.00	4/15/2024	4/15/2027	100.888	\$ 246,166.72	1AM	
UNITED BANKERS BK	909557LK4	MBS	27	4.030%	\$ 249,000.00	1/31/2025	4/30/2027	100.346	\$ 249,861.54	1AM	
LINCOLN SVGS BK (#14207)	534732CX8	MBS	24	3.940%	\$ 245,000.00	5/14/2025	5/14/2027	100.195	\$ 245,477.75	5,11	
WELLS FARGO BK N A (3511)	949764NJ9	MBS	36	4.780%	\$ 248,000.00	5/14/2024	5/14/2027	101.300	\$ 251,224.00	5,11	
CELTIC BANK (#57056)	15118RW37	MBS	18	3.890%	\$ 249,000.00	5/20/2025	5/20/2027	100.174	\$ 249,433.26	1AM	
RIDDLE NATIONAL BANK (4318)	765667AEO	MBS	36	4.640%	\$ 249,000.00	5/30/2024	6/1/2027	101.148	\$ 251,858.52	1AM	
PEOPLES BK MARIETTA	71050LCU5	MBS	18	4.080%	\$ 244,000.00	1/8/2025	7/28/2027	100.409	\$ 244,997.96	1AM	
ONE CUOMMUNITY BANK (FDIC2334)	682325EX9	MBS	33	3.980%	\$ 249,000.00	11/27/2024	8/27/2027	100.292	\$ 249,727.08	1AM	
ALLY BK SNADY	02007G3Q4	MBS	36	3.890%	\$ 245,000.00	9/19/2024	9/20/2027	100.169	\$ 245,414.05	1M	
PARKSIDE FINL BK & TR	70147AGH1	MBS	36	3.610%	\$ 249,000.00	10/8/2024	10/8/2027	99.691	\$ 248,230.59	1M	
AMERICAN NATIONAL BANK (19300)	02840QDK8	MBS	36	3.890%	\$ 249,000.00	10/30/2024	10/29/2027	100.165	\$ 249,410.85	1AM	
WORKERS FED CR UN	98138MCW8	MBS	36	4.080%	\$ 249,000.00	11/22/2024	11/22/2027	100.485	\$ 250,207.65	6,12	
SAN FRANCISCO NCUA	79772FAK2	MBS	36	4.210%	\$ 249,000.00	11/27/2024	11/29/2027	100.731	\$ 250,820.19	1AM	
VALLEY NATL BK PASSAIC	919853PU9	MBS	36	4.030%	\$ 200,000.00	12/9/2024	12/9/2027	100.352	\$ 200,704.00	6,12	
GOLDEN BK NATL ASSN HOUSTON	38081GBP0	MBS	36	4.030%	\$ 249,000.00	12/20/2024	12/20/2027	100.404	\$ 250,005.96	1AM	\$ 4,912,000.00 \$ 4,935,823.37
2028											
CROSS RIV BK	227563LU5	MBS	36	3.980%	\$ 245,000.00	1/3/2025	1/3/2028	100.277	\$ 245,678.65	2,8	
MORGAN STANLEY PVT	61776NKD4	AMB	36	4.170%	\$ 244,000.00	1/29/2025	1/31/2028	100.687	\$ 245,676.28		Paid into Money Market account
MORGAN STANLEY BK	61690DP77	MBS	36	4.210%	\$ 244,000.00	2/12/2025	2/14/2028	100.788	\$ 245,922.72	1AM	

CD INVESTMENTS  
GENERAL FUND  
FEBRUARY 2026

ISSUER	CUSIP	BROKER	TERM	% EARN	BOOK VALUE	SETTLE	MATURE	MKT PRICE	MARKET VALUE	Coupon pays	INTEREST PAID
1ST FINL BANK	32022R2B6	MBS	36	4.110%	\$ 249,000.00	2/18/2025	2/18/2028	100.824	\$ 251,051.76	1AM	
AMERICAN EXPRESS NATL BANK	02357QAR8	MBS	36	4.070%	\$ 244,000.00	2/28/2022	2/28/2028	100.505	\$ 245,232.20	1AM	
GOLDMAN SACHS BANK USA	38150V9S1	MBS	36	3.980%	\$ 245,000.00	3/25/2025	3/27/2028	100.307	\$ 245,752.15	4,10	
VERIDIAN CU (#4418)	923480AE9	MBS	36	3.980%	\$ 249,000.00	3/28/2025	3/28/2028	100.334	\$ 249,831.66	1AM	
EAGLEBANK (#34742)	27002YHN9	MBS	18	4.030%	\$ 249,000.00	4/16/2025	4/17/2028	100.447	\$ 250,113.03	1AM	
MY COMMUNITY (368682)	62849NAD7	MBS	36	3.840%	\$ 249,000.00	4/16/2025	4/17/2028	100.037	\$ 249,092.13	1AM	
BNY MELLON NATIONAL ASSOCIATION (37946)	05584CX27	MBS	36	3.840%	\$ 245,000.00	5/7/2025	5/8/2028	100.013	\$ 245,031.85	1AM	
FIRST CITIZENS NATIONAL BANK (#4972)	319513CZ8	MBS	36	3.840%	\$ 245,000.00	5/7/2025	5/8/2028	100.013	\$ 245,031.85	1AM	
UBS BANK (#57565)	90355GWA0	MBS	36	3.980%	\$ 249,000.00	3/20/2025	5/15/2028	100.349	\$ 249,869.01	1AM	
LUANA SVGS BK	549104J99	MBS	36	3.980%	\$ 245,000.00	6/5/2025	6/5/2028	100.308	\$ 245,754.60	6,12	
FIRST CAROLINA BK	31944MEX9	MBS	36	3.980%	\$ 249,000.00	6/27/2025	6/27/2028	100.349	\$ 249,869.01	1AM	
GLOBAL FED CR	37892MAX2	MBS	36	4.160%	\$ 249,000.00	6/30/2025	6/30/2028	100.808	\$ 251,011.92	1AM	
SOMERSET TR CO	835104DD9	MBS	36	3.890%	\$ 249,000.00	7/8/2025	7/10/2028	100.152	\$ 249,378.48	1AM	
HOME FED SVGS & LN	43710JAF6	MBS	36	3.750%	\$ 245,000.00	8/13/2025	8/14/2028	99.777	\$ 244,453.65	2,8	
U T FED CR UN KNOXVILLE	90356NAB6	MBS	36	4.04%	\$ 249,000.00	9/12/2025	9/12/2028	100.112	\$ 249,278.88	1AM	\$ 5,435,000.00 \$ 5,444,043.41
SOUTHERN BK	84229LDL3	MBS	33	3.52%	\$ 249,000.00	1/8/2026	10/10/2028	99.182	\$ 246,963.18	1AM	
BMW BK N AMER	05612LHK1	MBS	36	3.71%	\$ 245,000.00	11/21/2025	11/21/2028	99.638	\$ 244,113.10	1AM	
COMMUNITY COMM BK	20367GCA5	MBS	36	3.62%	\$ 249,000.00	11/30/2025	12/29/2028	99.385	\$ 247,468.65	1AM	
SAUK VALLEY BK&TR CO	804375EJ8	MBS	36	3.62%	\$ 249,000.00	12/30/2025	12/29/2028	99.385	\$ 247,468.65		
2029											
MEDALLION BK	58404DZG9	MBS	36	3.75%	\$ 249,000.00	2/11/2026	2/12/2029	99.804	\$ 248,511.96		\$ 249,000.00 \$ 248,511.96 \$ 14,262,000.00 \$ 14,306,429.31 Agencies FHL
Interest is what we have received to bank		MBS		4.13%	\$ 13,530,000.00			100.56	\$ 13,570,242.27		
		AMB		4.51%	\$ 732,000.00			100.57	\$ 736,187.04		Interest is what we have received to Prosperity bank only
TOTAL					\$ 14,262,000.00	\$ -			\$ 14,306,429.31		

INTEREST EARNED MONTH \$ - YEAR TO DATE \$ 40,465.66

Total on MBS STA' 0  
Total on AMB STATEMENTS  
TOTAL ON STATEMENTS

BOUGHT											
MEDALLION BK	58404DZG9	MBS	36	3.75%	\$ 249,000.00	2/11/2026	2/12/2029	99.804	\$ 248,511.96		Total Int MBS INT \$ - AMB INT Paid into Money Market account
					\$ (249,000.00)						
MATURED AND CALLED											
LIBERTY FIRST CR UN	530520AF2	MBS	36	4.490%	\$ 249,000.00	2/3/2023	2/3/2026	100.008	\$ 249,019.92	1AM	
FIRST UTD BK & TR	33742CC08	MBS	36	4.240%	\$ 249,000.00	3/8/2023	2/9/2026	100.012	\$ 249,029.88	1AM	
Pulled from Prosperity (bought)											Total bought \$ (249,000.00) MATURED \$ - \$ (249,000.00)
					\$ 498,000.00				\$ 498,049.80		Total to Bank \$ (249,000.00)

CD INVESTMENTS  
GENERAL FUND  
FEBRUARY 2026

ISSUER	CUSIP	BROKER	TERM	% EARN	BOOK VALUE	SETTLE	MATURE	MKT PRICE	MARKET VALUE	Coupon pays	INTEREST PAID
--------	-------	--------	------	--------	------------	--------	--------	-----------	--------------	-------------	---------------

AGENCY BONDS  
FEBRUARY 2026

3/20/2026

ISSUER/ TYPE	CUSIP	BROKER	TERM	RATE	AMOUNT	SETTLE	MATURE	CALL/ FREQ	Mrkt \$	MRKT VALUE	1ST CALL	RATE
FEDERAL HOME LN MTG CORP	3134HBGA3	MBS	3YR	4.00%	800,000.00	4/10/2025	4/10/2028	YES/1Y/A	99.936	\$ 799,488.00	4/10/2026	4.31%
				4.00%	800,000.00					799,488.00		

**CALLED**

FEDERAL HOME LN (CALLED 2/13/26)	3134HADV2	MBS	3YR	4.00%	250,000.00	8/13/2024	8/13/2027	YES/6M/M	99.938	\$ 249,845.00	11/13/2025	5.03%
----------------------------------	-----------	-----	-----	-------	------------	-----------	-----------	----------	--------	---------------	------------	-------

**BOUGHT**

CALLABLE/ 1ST CALLABLE/ HOWOFTEN CALLABLE

YES/NO

6M = 6 MONTHS

1YR= 1 YEAR

M= MONTHLY CALLABLE (AMERICAN)

A= YEARLY CALLABLE

VICTORIA COUNTY  
MUTUAL FUNDS  
FEBRUARY 2026

MUTUAL FUNDS	CUSIP	YIELD	QUANTITY	MARKET \$	END VALUE THIS PERIOD	END VALUE LAST PERIOD	CHANGE	INTEREST PAID THIS PERIOD	TOTAL INTEREST
AMERIPRISE									
INVESCO TREASURY PRIVATE	TPFXX	3.35%	\$ 269,919.96	\$ 1.00	\$ 269,919.96	\$ 269,609.39	\$ 310.57		
Multi Bank Systems		4%	\$ 552,461.31	\$ 1.00	\$ 552,461.31	\$ 5,244.69	\$ 547,216.62		
					\$ 822,381.27		\$ 547,527.19		

THIS IS ACCRUED INTEREST FROM AMERIPRISE  
PAYS OUT QUARTERLY

AGENCY BONDS  
FEBRUARY 2026

3/20/2026

ISSUER/ TYPE	CUSIP	BROKER	TERM	RATE	AMOUNT	SETTLE	MATURE	CALL/ FREQ	Mrkt \$	MRKT VALUE	1ST CALL	RATE
FEDERAL HOME LN MTG CORP	3134HBGA3	MBS	3YR	4.00%	800,000.00	4/10/2025	4/10/2028	YES/1Y/A	99.936	\$ 799,488.00	4/10/2026	4.31%
				4.00%	800,000.00					799,488.00		

**CALLED**

FEDERAL HOME LN (CALLED 2/13/26)	3134HADV2	MBS	3YR	4.00%	250,000.00	8/13/2024	8/13/2027	YES/6M/M	99.938	\$ 249,845.00	11/13/2025	5.03%
----------------------------------	-----------	-----	-----	-------	------------	-----------	-----------	----------	--------	---------------	------------	-------

**BOUGHT**

CALLABLE/ 1ST CALLABLE/ HOWOFTEN CALLABLE  
YES/NO  
6M = 6 MONTHS  
1YR= 1 YEAR  
M= MONTHLY CALLABLE (AMERICAN)  
A= YEARLY CALLABLE

CASH & INVESTMENTS BY FUND

AS OF: FEBRUARY 28TH, 2026 FEBRUARY 28TH, 2026

FUND ACCT. NO.	ACCOUNT NAME	CASH	INVESTMENTS
PS/PH INFRAST 4/23-11/27			
=====			
809 101-2000	CLAIM ON CASH-CPS/PH INFRAST 4	( 70,720.51)	
TOTAL 809-CPS/PH INFRAST 4/23-11/27		( 70,720.51)	0.00
VICTORIA WIC PROGRAM			
=====			
810 101-2000	CLAIM ON CASH-WIC PROGRAM	( 122,447.44)	
TOTAL 810-VICTORIA WIC PROGRAM		( 122,447.44)	0.00
FLEXIBLE BENEFITS PLAN			
=====			
70 101-2000	CLAIM ON CASH-FLEX BEN-DENTAL	95,562.64	
70 101-3000	CASH IN BANK/PROSPERITY BANK	185,054.38	
70 101-3010	CASH IN BANK/FLEX SPEND A9169	13,546.98	
TOTAL 870-FLEXIBLE BENEFITS PLAN		294,164.00	0.00
LEOSE FUND			
=====			
80 101-2000	CLAIM ON CASH-LEOSE FUND	53,206.28	
TOTAL 880-LEOSE FUND		53,206.28	0.00
TOTAL CASH AND INVESTMENTS		44,588,394.56	60,316,660.50
		=====	=====

\*\*\* END OF REPORT \*\*\*

Pooled Cash	(21,364,516.28)	
	<u>23,223,878.28</u>	<u>60,316,660.50</u>

## CASH &amp; INVESTMENTS BY FUND

AS OF: FEBRUARY 28TH, 2026

FUND	ACCT. NO.	ACCOUNT NAME	CASH	INVESTMENTS
<b>POOLED CASH - APCA</b>				
=====				
001	101-2000	POOLED CASH	21,364,516.28	
001	101-2005	POOLED CASH-PAYROLL	0.00	
TOTAL 001-POOLED CASH - APCA			21,364,516.28	0.00
<b>GENERAL FUND</b>				
=====				
00	101-2000	CLAIM ON CASH-GENERAL FUND	3,961,835.87	
00	101-3000	VC CREDIT CARD CLEARING ACCT	118,626.16	
00	101-3010	VC ANIMAL SERVICES ACCT	646.06	
00	151-1003	CERTIFICATE OF DEPOSIT		14,262,000.00
00	151-1004	GOVERNMENT AGENCIES		800,000.00
00	151-1005	LOCAL GOVT. INVEST. COOP.		4,643,393.23
00	151-1007	TEXAS COOPERATIVE LIQUID ASSET		23,610,678.43
00	151-1101	MULTI-BANK SECURITIES CASH FND		552,461.31
00	151-1102	AMERIPRISE MUTUAL FUND		269,919.96
TOTAL 100-GENERAL FUND			4,081,108.09	44,138,452.93
<b>MERGENCY MGMT</b>				
=====				
08	101-2000	CLAIM ON CASH-EMER MGMT	( 453,193.03)	
TOTAL 108-EMERGENCY MGMT			( 453,193.03)	0.00
<b>EPC FUND</b>				
=====				
09	101-2000	CLAIM ON CASH-LEPC	14,021.26	
TOTAL 109-LEPC FUND			14,021.26	0.00
<b>J. P. SPECIAL FUND</b>				
=====				
10	101-2000	CLAIM ON CASH-J.P. SPECIAL FD	667.15	
TOTAL 110-J.P. SPECIAL FUND			667.15	0.00
<b>COURT-INITIATED GUARDIANS</b>				
=====				
17	101-2000	CLAIM ON CASH-COURT INITIATED	16,826.25	
TOTAL 117-COURT-INITIATED GUARDIANS			16,826.25	0.00

CASH & INVESTMENTS BY FUND

AS OF: FEBRUARY 28TH, 2026 FEBRUARY 28TH, 2026

UND	ACCT. NO.	ACCOUNT NAME	CASH	INVESTMENTS
<b>COUNTY JURY FUND</b>				
=====				
18	101-2000	CLAIM ON CASH-COUNTY JURY FUND	30,699.75	
			-----	-----
TOTAL 118-COUNTY JURY FUND			30,699.75	0.00
			-----	-----
<b>CO CLERK ARCHIVE FEE FD</b>				
=====				
19	101-2000	CLAIM ON CASH-CO CLK ARCHIVE	16,295.11	
			-----	-----
TOTAL 119-CO CLERK ARCHIVE FEE FD			16,295.11	0.00
			-----	-----
<b>RECORDS MANAGEMENT FUND</b>				
=====				
20	101-2000	CLAIM ON CASH-RECORD MGMT	162,374.20	
			-----	-----
TOTAL 120-RECORDS MANAGEMENT FUND			162,374.20	0.00
			-----	-----
<b>COURTHOUSE SECURITY FUND</b>				
=====				
21	101-2000	CLAIM ON CASH-CRTHSE SECURITY	205,110.96	
			-----	-----
TOTAL 121-COURTHOUSE SECURITY FUND			205,110.96	0.00
			-----	-----
<b>JUSTICE CT BLDG SECURITY</b>				
=====				
22	101-2000	CLAIM ON CASH-JP CRT BLD SECUR	32,917.82	
			-----	-----
TOTAL 122-JUSTICE CT BLDG SECURITY			32,917.82	0.00
			-----	-----
<b>DIST. CLERK RECORDS MGMT</b>				
=====				
23	101-2000	CLAIM ON CASH-DIST CLK REC MGT	120,852.89	
			-----	-----
TOTAL 123-DIST. CLERK RECORD MGMT			120,852.89	0.00
			-----	-----
<b>CO CLERK OF THE COURT</b>				
=====				
24	101-2000	CLAIM ON CASH-CO CLERK OF COUR	136,964.44	
			-----	-----
TOTAL 124-CO CLERK OF THE COURT			136,964.44	0.00
			-----	-----

CASH & INVESTMENTS BY FUND

AS OF: FEBRUARY 28TH, 2026 FEBRUARY 28TH, 2026

FUND ACCT. NO.	ACCOUNT NAME	CASH	INVESTMENTS
<b>DIST CLERK OF THE COURT</b>			
=====			
.25 101-2000	CLAIM ON CASH-DIST CLRK OF CRT	149,551.73	
		-----	-----
	TOTAL 125-DIST CLERK OF THE COURT	149,551.73	0.00
		-----	-----
<b>COURT REPORTER SERVICE</b>			
=====			
.26 101-2000	CLAIM ON CASH-CRT REPORTER SRV	16,486.08	
		-----	-----
	TOTAL 126-COURT REPORTER SERVICE	16,486.08	0.00
		-----	-----
<b>COURT FACILITY FEE FUND</b>			
=====			
.27 101-2000	CLAIM ON CASH-CRT FACILITY FEE	112,679.10	
		-----	-----
	TOTAL 127-COURT FACILITY FEE FUND	112,679.10	0.00
		-----	-----
<b>DBG-DR LOCAL BUYOUT</b>			
=====			
.28 101-2000	CLAIM ON CASH-CDBG-DR LOCAL BU	0.00	
		-----	-----
	TOTAL 128-CDBG-DR LOCAL BUYOUT	0.00	0.00
		-----	-----
<b>LANGUAGE ACCESS FUND</b>			
=====			
.29 101-2000	CLAIM ON CASH-LANGUAGE ACCESS	36,975.75	
		-----	-----
	TOTAL 129-LANGUAGE ACCESS FUND	36,975.75	0.00
		-----	-----
<b>PATRIOT PARK DONATION FD</b>			
=====			
.40 101-2000	CLAIM ON CASH-PATRIOT PRK DON	1,652.06	
		-----	-----
	TOTAL 140-PATRIOT PARK DONATION FD	1,652.06	0.00
		-----	-----
<b>OPIOID SETTLEMENT FUND</b>			
=====			
.45 101-2000	CLAIM ON CASH-OPIOID SETTLEMEN	350,518.84	
		-----	-----
	TOTAL 145-OPIOID SETTLEMENT FUND	350,518.84	0.00
		-----	-----

CASH & INVESTMENTS BY FUND

AS OF: FEBRUARY 28TH, 2026 FEBRUARY 28TH, 2026

FUND ACCT. NO.	ACCOUNT NAME	CASH	INVESTMENTS
<b>SHERIFF'S SPECIAL FUND</b>			
=====			
150 101-2000	CLAIM ON CASH-SHERIFFS SPECIAL	42,949.45	
150 101-3000	PROPERTY TAX SALE ACCOUNT	1.57	
TOTAL 150-SHERIFF'S SPECIAL FUND		42,951.02	0.00
<b>CONSTABLE'S SPECIAL FUND</b>			
=====			
155 101-2000	CLAIM ON CASH-CONSTABLES SPEC	0.00	
TOTAL 155-CONSTABLE'S SPECIAL FUND		0.00	0.00
<b>CLERK'S SPECIAL FUND</b>			
=====			
160 101-2000	CLAIM ON CASH-CLERKS SPECIAL	27,763.74	
TOTAL 160-CLERK'S SPECIAL FUND		27,763.74	0.00
<b>AMERICAN RESCUE PLAN</b>			
=====			
190 101-2000	CLAIM ON CASH-AMERICAN RESCUE	1,241,965.74	
TOTAL 190-AMERICAN RESCUE PLAN		1,241,965.74	0.00
<b>2024 HURRICANE BERYL</b>			
=====			
191 101-2000	CLAIM ON CASH-2024 HURRICANE B	( 34,336.90)	
TOTAL 191-2024 HURRICANE BERYL		( 34,336.90)	0.00
<b>COVID19</b>			
=====			
192 101-2000	CLAIM ON CASH-COVID19	0.00	
TOTAL 192-COVID19		0.00	0.00
<b>MGP DR-4485 JUV GENERATO</b>			
=====			
193 101-2000	CLAIM ON CASH-HMGP DR-4485 JUV	( 8,458.26)	
TOTAL 193-HMGP DR-4485 JUV GENERATO		( 8,458.26)	0.00

CASH & INVESTMENTS BY FUND

AS OF: FEBRUARY 28TH, 2026 FEBRUARY 28TH, 2026

UND	ACCT. NO.	ACCOUNT NAME	CASH	INVESTMENTS
<b>DISASTER RESPONSE</b>				
=====				
94	101-2000	CLAIM ON CASH-DISASTER RESPON	( 17,383.83)	
TOTAL 194-DISASTER RESPONSE			( 17,383.83)	0.00
<b>GULF/MEXICO ENERGY SEC.</b>				
=====				
95	101-2000	CLAIM ON CASH-GULF MEXICO ENGY	1,025,484.45	
TOTAL 195-GULF/MEXICO ENERGY SEC.			1,025,484.45	0.00
<b>HMGP DR-4485 RGNL EMERGNC</b>				
=====				
96	101-2000	CLAIM ON CASH-HMGP DR-4485 RGN	( 398,512.50)	
TOTAL 196-HMGP DR-4485 RGNL EMERGNC			( 398,512.50)	0.00
<b>FEMA HAZARD MIT FUND</b>				
=====				
97	101-2000	CLAIM ON CASH-FEMA HAZARD MIT	0.00	
TOTAL 197- FEMA HAZARD MIT. FD			0.00	0.00
<b>TXDOT MCCOY RD RECONST</b>				
=====				
99	101-2000	CLAIM ON CASH-TXDOT MCCOY RD	319,659.59	
TOTAL 199-TXDOT MCCOY RD RECONST			319,659.59	0.00
<b>ROAD AND BRIDGE FUND/PCT</b>				
=====				
01	101-2000	CLAIM ON CASH-R&B PCT #1	2,082,058.43	
01	151-1007	TEXAS COOPERATIVE LIQUID ASSET		2,401,753.66
TOTAL 201-ROAD & BRIDGE FUND PCT 1			2,082,058.43	2,401,753.66
<b>ROAD AND BRIDGE FUND/PCT</b>				
=====				
02	101-2000	CLAIM ON CASH-R&B PCT #2	3,002,937.27	
TOTAL 202-ROAD & BRIDGE FUND PCT 2			3,002,937.27	0.00

CASH & INVESTMENTS BY FUND

AS OF: FEBRUARY 28TH, 2026 FEBRUARY 28TH, 2026

FUND ACCT. NO.	ACCOUNT NAME	CASH	INVESTMENTS
<b>ROAD AND BRIDGE FUND/PCT</b>			
=====			
203	101-2000 CLAIM ON CASH-R&B PCT #3	2,065,067.16	
TOTAL 203-ROAD & BRIDGE FUND PCT 3		2,065,067.16	0.00
<b>ROAD AND BRIDGE FUND/PCT</b>			
=====			
204	101-2000 CLAIM ON CASH-R&B PCT #4	2,048,906.63	
TOTAL 204-ROAD & BRIDGE FUND PCT 4		2,048,906.63	0.00
<b>CTIF GRANT FUND</b>			
=====			
210	101-2000 CLAIM ON CASH-CTIF	0.00	
TOTAL 210-CTIF GRANT FUND		0.00	0.00
<b>CAPITAL CREDITS FUND</b>			
=====			
215	101-2000 CLAIM ON CASH-CAPITAL CREDITS	161,269.80	
TOTAL 215-CAPITAL CREDITS FUND		161,269.80	0.00
<b>JUVENILE RESTITUTION</b>			
=====			
221	101-2000 CLAIM ON CASH-JUVEN.RESTITUT.	31.67	
TOTAL 221-JUVENILE RESTITUTION		31.67	0.00
<b>JUVENILE PROBATION FUND</b>			
=====			
231	101-2000 CLAIM ON CASH-JUVEN PROBAT.	790,398.77	
TOTAL 231-JUVENILE PROBATION FD		790,398.77	0.00
<b>DRUG COURTS PROGRAMS</b>			
=====			
240	101-2000 CLAIM ON CASH-DRUG CRT PROG	130.13	
TOTAL 240-DRUG COURTS PROGRAM		130.13	0.00

CASH & INVESTMENTS BY FUND

AS OF: FEBRUARY 28TH, 2026 FEBRUARY 28TH, 2026

FUND	ACCT. NO.	ACCOUNT NAME	CASH	INVESTMENTS
<u>24TH JUDICIAL DIST PROB</u>				
241	101-2000	CLAIM ON CASH-24 JUD DIST PROB	0.00	
TOTAL 241-24TH JUDICIAL DIST. PROB			0.00	0.00
<u>COUNTY SPECIALTY COURT</u>				
245	101-2000	CLAIM ON CASH-CNTY SPECIALTY	17,247.02	
TOTAL 245-COUNTY SPECIALTY COURT			17,247.02	0.00
<u>LOCAL TRUANCY PREVENTION</u>				
280	101-2000	CLAIM ON CASH-LOCAL TRUANCY	62,633.39	
TOTAL 280-LOCAL TRUANCY PREVENTIONS			62,633.39	0.00
<u>JUSTICE TECHNOLOGY FUND</u>				
81	101-2000	CLAIM ON CASH-JUSTICE TECH.	2,353.08	
TOTAL 281-JUSTICE TECHNOLOGY FD.			2,353.08	0.00
<u>FAMILY PROTECTION FEE FD</u>				
282	101-2000	CLAIM ON CASH-FAM PROTECT FEE	1,131.72	
TOTAL 282-FAMILY PROTECTION FEE FD			1,131.72	0.00
<u>CO/DIST TECHNOLOGY FD</u>				
283	101-2000	CLAIM ON CASH-CO/DIST TECHNOL	3,462.46	
TOTAL 283-CO/DIST TECHNOLOGY FD			3,462.46	0.00
<u>CHILD ABUSE PREVENTION</u>				
286	101-2000	CLAIM ON CASH-CHILD ABUSE PRV	733.05	
TOTAL 286-CHILD ABUSE PREVENTION			733.05	0.00

CASH & INVESTMENTS BY FUND

AS OF: FEBRUARY 28TH, 2026 FEBRUARY 28TH, 2026

FUND ACCT. NO.	ACCOUNT NAME	CASH	INVESTMENTS
<u>RURAL SHERIFF OFC SALARY</u>			
288 101-2000	CLAIM ON CASH-RURAL SHERIFF OF	524,591.50	
TOTAL 288-RURAL SHERIFF OFC SALARY		524,591.50	0.00
<u>RURAL PROSECUTOR OFC SALA</u>			
289 101-2000	CLAIM ON CASH-RURAL PROSECUTOR	414,789.94	
TOTAL 289-RURAL PROSECUTOR OFC SALA		414,789.94	0.00
<u>HHSC MENTAL HEALTH FACILI</u>			
291 101-2000	CLAIM ON CASH-HHSC MENTAL HEAL	167,630.35	
291 151-1007	TEXAS COOPERATVIE LIQUID ASSET		859,519.45
TOTAL 291-HHSC MENTAL HEALTH FACILI		167,630.35	859,519.45
<u>CDA PROCESSING FEE FUND</u>			
300 101-2000	CLAIM ON CASH-CDA PROCESS FEE	15,331.78	
TOTAL 300-CDA PROCESSING FEE FUND		15,331.78	0.00
<u>BOND FORFEITURE COMM</u>			
301 101-2000	CLAIM ON CASH-BOND FORFEITURE	45,154.99	
TOTAL 301-BOND FORFEITURE COMM		45,154.99	0.00
<u>CDA STATE JUDICIARY FUND</u>			
302 101-2000	CLAIM ON CASH-CDA STATE JUD.	6,066.63	
TOTAL 302-CDA STATE JUDICIARY FUND		6,066.63	0.00
<u>PRETRIAL INTERVENTION</u>			
303 101-2000	CLAIM ON CASH-PRETRIAL INTERV	66,684.78	
TOTAL 303-PRETRIAL INTERVENTION		66,684.78	0.00

CASH & INVESTMENTS BY FUND

AS OF: FEBRUARY 28TH, 2026 FEBRUARY 28TH, 2026

FUND ACCT. NO.	ACCOUNT NAME	CASH	INVESTMENTS
<u>VICTORIA CNTY CARE COURT</u>			
304	101-2000 CLAIM ON CASH-CARE COURT	10,762.91	
TOTAL 304-VICTORIA CNTY CARE COURT		10,762.91	0.00
<u>DA VICTIMS ASSISTANCE GR</u>			
305	101-2000 CLAIM ON CASH-CDA VICTIMS ASST	0.00	
TOTAL 305-CDA VICTIMS ASSIST GRANT		0.00	0.00
<u>VICTIM COORD/LIASON GNT</u>			
306	101-2000 CLAIM ON CASH-SO VICT COORD	( 9,636.35)	
TOTAL 306-VICTIM COORD/LIASON GNT		( 9,636.35)	0.00
<u>CAAP PROGRAM</u>			
307	101-2000 CLAIM ON CASH-SCAAP PROGRAM	0.00	
TOTAL 307-SCAAP PROGRAM		0.00	0.00
<u>TEXAS VINE GRANT</u>			
308	101-2000 CLAIM ON CASH-TX VINE GRANT	0.00	
TOTAL 308-TEXAS VINE GRANT		0.00	0.00
<u>DA OTHER VICTIM ASSIST G</u>			
309	101-2000 CLAIM ON CASH-CDA OTHER VICTIM	( 12,069.70)	
TOTAL 309-CDA OTHER VICTIM ASSIST G		( 12,069.70)	0.00
<u>4/H ACTIVITY CENTER</u>			
310	101-2000 CLAIM ON CASH-4/H ACTIVITY CNT	1,023.33	
TOTAL 310-4/H ACTIVITY CENTER		1,023.33	0.00

CASH & INVESTMENTS BY FUND

AS OF: FEBRUARY 28TH, 2026 FEBRUARY 28TH, 2026

FUND	ACCT. NO.	ACCOUNT NAME	CASH	INVESTMENTS
<b>AIRPORT FUND</b>				
=====				
121	101-2000	CLAIM ON CASH-AIRPORT FUND	904,338.37	
121	101-3000	CASH IN BANK/AIRPORT DRAFTING	634,773.32	
121	151-1000	TREASURY BILLS		0.00
121	151-1001	TEXPOOL INVESTMENTS		0.00
121	151-1005	LOCAL GOVT. INVEST COOP		0.00
			-----	-----
TOTAL 321-AIRPORT FUND			1,539,111.69	0.00
			-----	-----
<b>AIRPORT GRANT FUND</b>				
=====				
122	101-2000	CLAIM ON CASH-AIRPORT GRANT	( 2,681,516.57)	
			-----	-----
TOTAL 322-AIRPORT GRANT FUND			( 2,681,516.57)	0.00
			-----	-----
<b>AIRPORT CAPITAL PROJECTS</b>				
=====				
23	101-2000	CLAIM ON CASH-AIRP CAPITAL PRO	8,001.12	
			-----	-----
TOTAL 323-AIRPORT CAPITAL PROJECTS			8,001.12	0.00
			-----	-----
<b>SPECIAL SERVICE FUND</b>				
=====				
30	101-2000	CLAIM ON CASH-SPECIAL SERVICE	715,550.80	
			-----	-----
TOTAL 330-SPECIAL SERVICE FUND			715,550.80	0.00
			-----	-----
<b>JAG-REG TASK FORCE APPREH</b>				
=====				
31	101-2000	CLAIM ON CASH-JAG REG TASK FOR	0.00	
			-----	-----
TOTAL 331-JAG-REG TASK FORCE APPREH			0.00	0.00
			-----	-----
<b>OG FY 2020 CESF</b>				
=====				
32	101-2000	CLAIM ON CASH-OG FY2020 CESF	0.00	
			-----	-----
TOTAL 332-OG FY 2020 CESF			0.00	0.00
			-----	-----

CASH & INVESTMENTS BY FUND

AS OF: FEBRUARY 28TH, 2026 FEBRUARY 28TH, 2026

FUND	ACCT. NO.	ACCOUNT NAME	CASH	INVESTMENTS
<b>3JA FY 2020 CESF</b>				
=====				
333	101-2000	CLAIM ON CASH-BJA FY 2020 CESF	0.00	
TOTAL 333-BJA FY 2020 CESF			0.00	0.00
<b>SWB RURAL LAW ENFORCEMENT</b>				
=====				
334	101-2000	CLAIM ON CASH-SWB RURAL LAW EN	0.00	
TOTAL 334-SWB RURAL LAW ENFORCEMENT			0.00	0.00
<b>OPERATION LONE STAR GRANT</b>				
=====				
335	101-2000	CLAIM ON CASH-OPERATION LONE S	( 142,392.98)	
TOTAL 335-OPERATION LONE STAR GRANT			( 142,392.98)	0.00
<b>STONEGARDEN GRANT</b>				
=====				
336	101-2000	CLAIM ON CASH-STONEGARDEN GNT	( 69,683.03)	
TOTAL 336-STONEGARDEN 2010SST0-0008			( 69,683.03)	0.00
<b>JAG-LESS LETHAL FORCE</b>				
=====				
337	101-2000	CLAIM ON CASH-JAG LESS LETHAL	0.00	
TOTAL 337-JAG-LESS LETHAL FORCE			0.00	0.00
<b>LICK IT OR TICKET</b>				
=====				
338	101-2000	CLAIM ON CASH-GCRPC 9-1-1	2,871.65	
TOTAL 338-GCRPC - 9-1-1 ALLOCATION			2,871.65	0.00
<b>BYRNE JAG PROGRAM</b>				
=====				
339	101-2000	CLAIM ON CASH-BYRNE JAG PROG	0.00	
TOTAL 339-BYRNE JAG PROGRAM			0.00	0.00

CASH & INVESTMENTS BY FUND

AS OF: FEBRUARY 28TH, 2026 FEBRUARY 28TH, 2026

FUND	ACCT. NO.	ACCOUNT NAME	CASH	INVESTMENTS
<u>HIGH INTENSITY DRUG TRAF</u>				
340	101-2000	CLAIM ON CASH-HIGH INTENSITY	( 10,973.12)	
TOTAL 340-HIGH INTENSITY DRUG TRAFF			( 10,973.12)	0.00
<u>BODY WORN CAMERA PROG</u>				
342	101-2000	CLAIM ON CASH-BODY WORN CAMERA	0.00	
TOTAL 342-BODY WORN CAMERA PROG			0.00	0.00
<u>RIFLE REST BODY ARM GNT</u>				
343	101-2000	CLAIM ON CASH-RIFLE RESIT BODY	0.00	
TOTAL 343-RIFLE RESIT BODY ARMOR GN			0.00	0.00
<u>FIREFIGHTERS GRANT</u>				
344	101-2000	CLAIM ON CASH-FIREFIGHTERS GNT	0.00	
TOTAL 344-FIREFIGHTERS GRANT			0.00	0.00
<u>FERAL HOG GRANT</u>				
345	101-2000	CLAIM ON CASH-FERAL HOG GRANT	0.00	
TOTAL 345-FERAL HOG GRANT			0.00	0.00
<u>XCDBG WCID1 BLOOMINGTON</u>				
346	101-2000	CLAIM ON CASH-WCID1 BLOOMING	24,161.60	
TOTAL 346-TXCDBG GNT-WCID1 BLOOM.			24,161.60	0.00
<u>XCDBG WCID2 PLACEDO</u>				
347	101-2000	CLAIM ON CASH-WCID2 PLACEDO	0.00	
TOTAL 347-TXCDGB GNT- WCID2 PLACEDO			0.00	0.00

CASH & INVESTMENTS BY FUND

AS OF: FEBRUARY 28TH, 2026 FEBRUARY 28TH, 2026

FUND	ACCT. NO.	ACCOUNT NAME	CASH	INVESTMENTS
CDBG HURRICANE HARVEY DR =====				
348	101-2000	CLAIM ON CASH-CDBG HUR HARVEY	0.00	
TOTAL 348-CDBG HURRICANE HARVEY DR			0.00	0.00
CDBG-MIT MOD GRANT =====				
349	101-2000	CLAIM ON CASH-CDBG-MIT MOD GRA	0.00	
TOTAL 349-CDBG-MIT MOD GRANT			0.00	0.00
STATE FEE ACCOUNT =====				
350	101-2000	CLAIM ON CASH-STATE FEE FD	111,914.22	
TOTAL 350-STATE FEE ACCOUNT			111,914.22	0.00
PESC MENTAL HEALTH DEPUTY =====				
355	101-2000	CLAIM ON CASH-PESC MENTAL HLTH	( 7,097.97)	
TOTAL 355-PESC MENTAL HEALTH DEPUTY			( 7,097.97)	0.00
MENTAL HLTH PEACE OFF FD =====				
356	101-2000	CLAIM ON CASH-MENTAL SO/GB	( 84,316.12)	
TOTAL 356-MENTAL HEALTH PEACE OFF			( 84,316.12)	0.00
BISD SCHOOL RESOURCE OFF =====				
358	101-2000	CLAIM ON CASH-BISD SCHL RESOUR	( 7,831.29)	
TOTAL 358-BISD SCHOOL RESOURCE OFF			( 7,831.29)	0.00
BULLET RESISTANT SHIELD =====				
359	101-2000	CLAIM ON CASH-BULLET RESIS SHI	0.00	
TOTAL 359-BULLET RESISTANT SHIELD			0.00	0.00

CASH & INVESTMENTS BY FUND

AS OF: FEBRUARY 28TH, 2026 FEBRUARY 28TH, 2026

FUND	ACCT. NO.	ACCOUNT NAME	CASH	INVESTMENTS
<b>SHERIFF'S FORFEITURE FD</b>				
=====				
360	101-2000	CLAIM ON CASH-SHERIFF FORFEIT	1,001,183.97	
360	151-1001	TEXPOOL INVESTMENTS		0.00
360	151-1005	LOCAL GOVT. INVEST. COOP.		0.00
TOTAL 360-SHERIFF'S FORFEITURE FUND			1,001,183.97	0.00
<b>SHERIFF'S DONATION FUND</b>				
=====				
361	101-2000	CLAIM ON CASH-SHERIFF DONATION	6,453.80	
TOTAL 361-SHERIFF'S DONATION FUND			6,453.80	0.00
<b>SHER DOJ FEDERAL FORFEIT</b>				
=====				
62	101-2000	CLAIM ON CASH-SO DOJ FED FORFE	366,937.41	
TOTAL 362-SHERIFF DOJ FED. FORFEIT.			366,937.41	0.00
<b>SHERIFF JOHNSON FOUNDATN</b>				
=====				
63	101-2000	CLAIM ON CASH-SHERIFF JOHNSON	215,200.00	
TOTAL 363-SHERIFF JOHNSON FOUNDATN			215,200.00	0.00
<b>HS JOINT OPERATIONS FUND</b>				
=====				
64	101-2000	CLAIM ON CASH-DHS JOINT OPERAT	355,008.00	
TOTAL 364-DHS JOINT OPERATIONS FUND			355,008.00	0.00
<b>DA CONTRABAND FORFEITURE</b>				
=====				
70	101-2000	CLAIM ON CASH-CDA CONTRA FORF	1,254,686.35	
70	151-1005	LOCAL GOVT. INVEST. COOP.		0.00
TOTAL 370-CDA CONTRABAND FORFEITURE			1,254,686.35	0.00
<b>DA DOJ EQUITABLE SHARE</b>				
=====				
71	101-2000	CLAIM ON CASH-CDA DOJ EQUIT	1,172.90	
TOTAL 371-CDA DOJ EQUITABLE SHARE			1,172.90	0.00

CASH & INVESTMENTS BY FUND

AS OF: FEBRUARY 28TH, 2026 FEBRUARY 28TH, 2026

FUND ACCT. NO.	ACCOUNT NAME	CASH	INVESTMENTS
<b>SHERIFF DOT FEDERAL FORF</b>			
=====			
372 101-2000	CLAIM ON CASH-SO DOT FED FORF.	433,982.63	
		-----	-----
TOTAL 372-SHERIFF DOT FEDERAL FORF		433,982.63	0.00
		-----	-----
<b>SHERIFF COMMISSARY FUND</b>			
=====			
180 101-2000	CLAIM ON CASH-SHER. COMMISSARY	995,419.40	
		-----	-----
TOTAL 380-SHERIFF COMMISSARY FUND		995,419.40	0.00
		-----	-----
<b>JUVENILE COMMISSARY FUND</b>			
=====			
390 101-2000	CLAIM ON CASH-JUV COMMISSARY	8,874.74	
		-----	-----
TOTAL 390-JUVENILE COMMISSARY FUND		8,874.74	0.00
		-----	-----
<b>NATIONAL SCHOOL LUNCH PRG</b>			
=====			
392 101-2000	CLAIM ON CASH-NSLP	( 15,872.54)	
		-----	-----
TOTAL 392-NATIONAL SCHOOL LUNCH PRG		( 15,872.54)	0.00
		-----	-----
<b>ISD SRO REIMBURSEMENT</b>			
=====			
395 101-2000	CLAIM ON CASH-VISD SRO REIMB	( 71,277.75)	
		-----	-----
TOTAL 395-VISD SRO REIMBURSEMENT		( 71,277.75)	0.00
		-----	-----
<b>HEALTH INSURANCE FUND</b>			
=====			
410 101-2000	CLAIM ON CASH-HEALTH INSUR	( 2,221,721.08)	
410 101-3000	CASH IN BANK/BOON CHAPMAN	535.24	
410 101-3010	CASH IN BANK/TAC ACCT 9150	33.30	
		-----	-----
TOTAL 410-HEALTH INSURANCE FUND		( 2,221,152.54)	0.00
		-----	-----
<b>EMPLOYEE BENEFIT FUND</b>			
=====			
420 101-2000	CLAIM ON CASH-EMPLOYEE BENE	1,368.70	
		-----	-----
TOTAL 420-EMPLOYEE BENEFIT FUND		1,368.70	0.00
		-----	-----

CASH & INVESTMENTS BY FUND

AS OF: FEBRUARY 28TH, 2026 FEBRUARY 28TH, 2026

FUND	ACCT. NO.	ACCOUNT NAME	CASH	INVESTMENTS
<b>ELECTIONS ADM SPECIAL</b>				
=====				
150	101-2000	CLAIM ON CASH-ELECT ADM SPEC	118,803.60	
			-----	-----
TOTAL 450-ELECTIONS ADM SPECIAL			118,803.60	0.00
			-----	-----
<b>HAVA ELCTN SECURITY GRANT</b>				
=====				
154	101-2000	CLAIM ON CASH-HAVA ELECTN SECU	0.00	
			-----	-----
TOTAL 454-HAVA ELECTN SECURITY GRNT			0.00	0.00
			-----	-----
<b>HELP AMERICA VOTE GRANT</b>				
=====				
155	101-2000	CLAIM ON CASH-HELP AMER VOTE	0.00	
			-----	-----
TOTAL 455-HELP AMERICA VOTE GRANT			0.00	0.00
			-----	-----
<b>CTCL GRANT</b>				
=====				
156	101-2000	CLAIM ON CASH-CTCL GRANT	0.00	
			-----	-----
TOTAL 456-CTCL GRANT			0.00	0.00
			-----	-----
<b>ELECTIONS CHAPTER 19</b>				
=====				
157	101-2000	CLAIM ON CASH-ELECT CHAPT 19	( 1,267.57)	
			-----	-----
TOTAL 457-ELECTIONS CHAPTER 19 FD			( 1,267.57)	0.00
			-----	-----
<b>TAX ASSESSOR SPECIAL</b>				
=====				
199	101-3000	SPECIAL INVENTORY ACCT.	123,654.91	
			-----	-----
TOTAL 499-TAX ASSESSOR SPECIAL			123,654.91	0.00
			-----	-----
<b>HISTORICAL COMMISSION</b>				
=====				
500	101-2000	CLAIM ON CASH-HISTORICAL COMM	10,262.08	
			-----	-----
TOTAL 500-HISTORICAL COMMISSION			10,262.08	0.00
			-----	-----

CASH & INVESTMENTS BY FUND

AS OF: FEBRUARY 28TH, 2026

FEBRUARY 28TH, 2026

FUND	ACCT. NO.	ACCOUNT NAME	CASH	INVESTMENTS
<b>TX HIST COMM CLG GRANT</b>				
=====				
505	101-2000	CLAIM ON CASH-TX HIST COMM CL	0.00	
TOTAL 505-TX HIST COMM CLG GRANT			0.00	0.00
<b>CHILD WELFARE BOARD</b>				
=====				
515	101-2000	CLAIM ON CASH-CHILD WELFARE BD	37,529.62	
TOTAL 515-CHILD WELFARE BOARD			37,529.62	0.00
<b>TIDC IMPROVEMENT GRANT</b>				
=====				
520	101-2000	CLAIM ON CASH-TIDC IMPROV GRAN	( 23,164.27)	
TOTAL 520-TIDC IMPROVEMENT GRANT			( 23,164.27)	0.00
<b>TIDC REGIONL PUBLIC DEFEN</b>				
=====				
525	101-2000	CLAIM ON CASH-TIDC REGNL PUBLI	( 547,601.44)	
TOTAL 525-TIDC REGIONL PUBLIC DEFEN			( 547,601.44)	0.00
<b>TIDC IMPROVMNT GRANT SUPP</b>				
=====				
526	101-2000	CLAIM ON CASH-TIDC IMPROVMNT G	( 20,696.56)	
TOTAL 526-TIDC IMPROVMNT GRANT SUPP			( 20,696.56)	0.00
<b>REBUILD TEXAS FUND</b>				
=====				
550	101-2000	CLAIM ON CASH-REBUILD TX FUND	0.00	
TOTAL 550-REBUILD TEXAS FUND			0.00	0.00
<b>PETSMART CHARITIES GRANT</b>				
=====				
560	101-2000	CLAIM ON CASH-PETSMART CHARITI	0.00	
TOTAL 560-PETSMART CHARITIES GRANT			0.00	0.00

CASH & INVESTMENTS BY FUND

AS OF: FEBRUARY 28TH, 2026 FEBRUARY 28TH, 2026

FUND	ACCT. NO.	ACCOUNT NAME	CASH	INVESTMENTS
<b>ANIMAL SERVICES GRANTS</b>				
=====				
561	101-2000	CLAIM ON CASH-ANIMAL SERV GRA	0.00	
			-----	-----
TOTAL 561-ANIMAL SERVICES GRANTS			0.00	0.00
			-----	-----
<b>DEBT SERVICE</b>				
=====				
700	101-2000	CLAIM ON CASH-DEBT SERVICE	2,278,897.22	
			-----	-----
TOTAL 700-DEBT SERVICE			2,278,897.22	0.00
			-----	-----
<b>LAW LIBRARY FUND</b>				
=====				
720	101-2000	CLAIM ON CASH-LAW LIBRARY FD	13,453.65	
			-----	-----
TOTAL 720-LAW LIBRARY FUND			13,453.65	0.00
			-----	-----
<b>CAP PROJECTS-CO'S 2023</b>				
=====				
70	101-2000	CLAIM ON CASH-CP PROJ-COS 2023	0.00	
70	151-1007	TEXAS COOPERATIVE LIQUID ASSET		0.00
			-----	-----
TOTAL 770-CAP PROJECTS-CO'S 2023			0.00	0.00
			-----	-----
<b>CONSTRUCTION RETAINAGE</b>				
=====				
71	101-2000	CLAIM ON CASH-CONSTRN RETAIN	196,546.63	
			-----	-----
TOTAL 771-CONSTRUCTION RETAINAGE			196,546.63	0.00
			-----	-----
<b>CAP PROJECTS-CO'S 2025B</b>				
=====				
72	101-2000	CLAIM ON CASH-CP PROJ-COS 2025	880,390.72	
72	151-1007	TEXAS COOPERATIVE LIQUID ASSET		12,916,934.46
			-----	-----
TOTAL 772-CAP PROJECTS-CO'S 2025B			880,390.72	12,916,934.46
			-----	-----
<b>VICTORIA HEALTH DEPT</b>				
=====				
800	101-2000	CLAIM ON CASH-HEALTH DEPT	( 1,149,210.95)	
800	101-3000	CASH IN BANK/HLTH 340B DRAFT.	782,490.08	
			-----	-----
TOTAL 800-VICTORIA HEALTH DEPT.			( 366,720.87)	0.00
			-----	-----

CASH & INVESTMENTS BY FUND

AS OF: FEBRUARY 28TH, 2026

FEBRUARY 28TH, 2026

FUND ACCT. NO.	ACCOUNT NAME	CASH	INVESTMENTS
<b>TX A&amp;M UNIV HLTH SCIENCE</b>			
=====			
101	101-2000 CLAIM ON CASH-TX A&M HLTH SCI	0.00	
TOTAL 801-TX A&M UNIV HLTH SCIENCE		0.00	0.00
<b>MEDICAID ADM CLAIM FD</b>			
=====			
102	101-2000 CLAIM ON CASH-MEDICAID ADM CLM	23,567.09	
TOTAL 802-MEDICAID ADM CLAIMS FD		23,567.09	0.00
<b>TEXAS HOME VISITING GNT</b>			
=====			
03	101-2000 CLAIM ON CASH-TX HOME VISITING	( 124,296.99)	
TOTAL 803-TEXAS HOME VISITING GRANT		( 124,296.99)	0.00
<b>HOGG FOUNDATION GRANT</b>			
=====			
04	101-2000 CLAIM ON CASH-HOGG FOUNDAT.	40,200.82	
TOTAL 804-HOGG FOUNDATION GNT		40,200.82	0.00
<b>HURRICANE PUBLIC HLTH GNT</b>			
=====			
05	101-2000 CLAIM ON CASH-HURRICANE PUBLIC	0.00	
TOTAL 805-HURRICANE PUBLIC HLTH GNT		0.00	0.00
<b>MERICARES</b>			
=====			
06	101-2000 CLAIM ON CASH-AMERICARES	0.00	
TOTAL 806-AMERICARES		0.00	0.00
<b>PS/PH WKFORCE 9/21-6/24</b>			
=====			
08	101-2000 CLAIM ON CASH-CPS/PH WKFORCE	0.00	
TOTAL 808-CPS/PH WKFORCE 9/21-6/23		0.00	0.00

INTEREST EARNED STATEMENT  
FEBRUARY 2026

FUND	FUND NAME	CURRENT MONTH	PRIOR MNTH 2026 TOTAL	2025 YTD
100	GENERAL FUND	11,567.45	15,089.61	26,657.06
200	ROAD & BRIDGE FUND	13,442.58	11,881.81	25,324.39
700	DEBT SERVICE	3,753.25	5,831.09	9,584.34
770	CAPITAL PROJECTS	1.20	257.18	258.38
772	CAPITAL PROJECTS 2025B	971.53	169.08	1,140.61
	<b>Sub-Total Budgeted Funds</b>	<b>28,764.48</b>	<b>33,059.69</b>	<b>61,824.17</b>
119	CLERK'S ARCHIVE	17.07	119.60	136.67
150	TAX SALES	0.00	1.57	1.57
190	AMERICAN RESCUE PLAN	0.00	0.00	0.00
231	JUVENILE PROBATION	1,192.97	1,538.71	2,731.68
240	DRUG COURTS PROGRAM	0.19	0.24	0.43
288	RURAL SALARY ASSIST SO	657.15	142.76	799.91
289	RURAL SALARLARY ASSIS CDA	483.45	294.89	778.34
291	HHSC MENTAL HEALTH FACILITY	278.67	453.07	731.74
300	CDA PROCESSING FEE	22.00	26.78	48.78
310	4-H ACTIVITY CENTER	1.52	2.00	3.52
320	AIRPORT DRAFTING	0.00	0.00	0.00
321	AIRPORT	2,312.61	2,484.94	4,797.55
323	AIRPORT CAPITAL PROJ	11.14	11.88	23.02
330	SPECIAL SERVICE	1,026.91	1,257.91	2,284.82
338	GCRP 911	4.12	5.05	9.17
360	SHERIFF'S FORFEITURE	1,438.41	1,779.15	3,217.56
361	SHERIFF'S DONATION	16.88	14.80	31.68
362	SHERIFF'S DOJ	526.63	645.57	1,172.20
370	CDA CONTRABAND FORFEIT.	1,811.25	2,241.18	4,052.43
371	CDA DOJ EQUITABLE SHARE	1.68	2.06	3.74
372	SHERIFF DOT FED FORFEIT	622.88	769.16	1,392.04
380	SHERIFF COMMISSARY	1,385.82	1,645.42	3,031.24
390	JUVENILE COMMISSARY	12.68	15.52	28.20
410	HEALTH INSURANCE	425.24	176.60	601.84
450	ELECTION ADMINISTRATOR	161.70	145.44	307.14
454	HAVA SECURITY GRANT	0.00	0.00	0.00
455	HELP AMERICA VOTE GRANT	0.00	0.00	0.00
499	TAX ASSESSOR SPECIAL	1,016.42	1,716.53	2,732.95
500	HISTORICAL COMMISSION	14.73	18.12	32.85
771	LONG TERM RENO RETAIN	282.09	312.91	595.00
800	HEALTH DEPT DRAFTING	1,209.73	1,330.40	2,540.13
870	FLEXIBLE BENEFIT PLAN	303.94	363.15	667.09
		<b>44,002.36</b>	<b>50,575.10</b>	<b>94,577.46</b>
	CMC			
820	HOSPITAL	4,923.45	5,593.75	10,517.20
820	CMC 125 PLAN	360.81	443.14	803.95
830	CMC ACCOUNTS PAYABLE	1,406.21	1,015.15	2,421.36
840	CMC PAYROLL	544.13	500.93	1,045.06
820	CMC MEDICAL PROFESSIONAL	0.00	0.00	0.00
820	CMC HOME HEALTH	188.91	116.93	305.84
820	CMC WEIGHT MGMT	0.00	0.00	0.00
		<b>7,423.51</b>	<b>7,669.90</b>	<b>15,093.41</b>
820	CMC NURSING HOMES	1,160.15	1,574.63	2,734.78
		<b>8,583.66</b>	<b>9,244.53</b>	<b>17,828.19</b>
	NAVIGATION			
950	NAVIG TXLC CONSTRUCCION	185.38	272.69	458.07
950	NAVIG. 2015 CONST INT&SINK	907.25	909.25	1,816.50
950	NAVIGATION DISTRICT	1,460.51	1,575.37	3,035.88
950	NAVIG 2012A/B INT& SINKING	1,048.31	1,042.48	2,090.79
950	NAVIG. ARPA FUNDS	935.94	1,386.51	2,322.45
		<b>4,537.39</b>	<b>5,186.30</b>	<b>9,723.69</b>
	<b>BANK TOTAL</b>	<b>57,123.41</b>	<b>65,005.93</b>	<b>122,129.34</b>

NAVIGATION BALANCES  
FEBRUARY 2026

	BALANCE		INTEREST		EARNED INTEREST	PREVIOUS INTEREST	TOTAL 2026
I & S A 2012	\$ 419,313.04	2.02%	\$ 572.80		\$ 572.80	\$ 565.01	\$ 1,137.81
I & S B 2012	\$ 342,433.97	2.02%	\$ 475.51		\$ 475.51	\$ 477.47	\$ 952.98
I&S total	\$ 761,747.01		\$ 1,048.31		\$ 1,048.31	\$ 1,042.48	\$ 2,090.79
I & S INTEREST CALC					\$ 2,090.79		
<u>NAV DISTRICT</u>							
PROMO DEVEL	\$ 351,425.50	2.02%	\$ 548.08		\$ 548.08	\$ 621.07	\$ 1,169.15
Port Facilities Corp	\$ 123.69	2.03%	\$ 0.19		\$ 0.19	\$ 0.21	\$ 0.40
Operating	\$ 363,897.62	2.02%	\$ 912.24		\$ 912.24	\$ 954.09	\$ 1,866.33
TXLC ARPA FUNDS	\$ 513,051.07	2.02%	\$ 935.94		\$ 935.94	\$ 1,386.51	\$ 2,322.45
Texas Class Op fund	\$ 5,624,941.99	3.85%	\$ 15,235.84		\$ 15,235.84	\$ 13,079.32	\$ 28,315.16
Texas Class Const Fund	\$ 2,793,867.45	3.85%	\$ 8,134.36		\$ 8,134.36	\$ 8,030.82	\$ 16,165.18
	\$ 9,647,307.32		\$ 25,766.65				\$ 49,838.67
<u>CONSTRUCTION 2015</u>							
TXLC Construction Fund	\$ 157,300.64	2.02%	\$ 185.38		\$ 185.38	\$ 272.69	\$ 458.07
Construction I&S	\$ 654,517.60	2.02%	\$ 907.25		\$ 907.25	\$ 909.25	\$ 1,816.50
	\$ 811,818.24		\$ 1,092.63				\$ 2,274.57
TOTAL CONSTRUCTION	\$ 811,818.24		\$ 1,092.63				\$ 2,274.57
TOTAL NAV DIST	\$ 1,228,497.88		\$ 2,396.45				\$ 5,358.33
POOL INVESTMENTS	\$ 8,418,809.44		\$ 23,370.20				\$ 44,480.34
TOTAL I&S	\$ 761,747.01		\$ 1,048.31				\$ 2,090.79
TOTAL	\$ 10,409,054.33		\$ 27,907.59				\$ 54,204.03
TOTAL	\$ 10,409,054.33		\$ 27,907.59				\$ 54,204.03
LESS PROMO & DEV	\$ (351,425.50)		\$ (548.08)				\$ (1,169.15)
LESS TX CLASS	\$ (5,624,941.99)		\$ (23,370.20)				\$ (28,315.16)
TOTAL CASH ON HAND	\$ 4,432,686.84		\$ 3,989.31				\$ 24,719.72

3/18/2026