

MINUTES OF COUNTY FINANCES  
TREASURER'S REPORT  
MONTHLY- MARCH 2026


IN THE MATTER OF COUNTY FINANCES  
IN THE HANDS OF PAIGE FOSTER  
TREASURER OF VICTORIA COUNTY, TEXAS


COMMISSIONERS' COURT  
VICTORIA COUNTY, TEXAS  
IN REGULAR SESSION  
REGULAR TERM  
APRIL 27, 2026


TOTAL IN BANK ACCOUNTS	\$30,767,886.42
TOTAL INVESTMENTS	\$95,226,270.43
TOTAL CASH AND INVESTMENTS	\$125,994,156.85

TOTAL MARKET VALUE OF COLLATERAL PLEDGED BY PROSPERITY BANK \$72,978,148.88


IN ACCORDANCE with Section 114.026, Local Government Code, we, the undersigned, constituting the entire Commissioners Court of said County, certify that on the 27th day of April 2026, at the Special Session of a Regular Term of Court. We compared and examined the monthly report of Paige Foster, Treasurer of Victoria County, Texas, for March 2026, and finding the same correct, entered an order in the Minutes approving said Report.

  
Ben Zeller, County Judge


  
Danny Garcia, Commissioner Pct. 1

  
Jason Ohrt, Commissioner Pct. 2

  
Shannon Martin, Commissioner Pct. 3


  
Kenneth Sexton, Commissioner Pct. 4

SWORN TO AND SUBSCRIBED BEFORE ME, by Ben Zeller, County Judge, and County Commissioners of said Victoria County, each respectively, on this the 27th day of April A.D., 2026.

  
Attest: Heidi Easley, County Clerk

FILED FOR RECORD THIS 27 Day of April A.D. 2026, and recorded on the 27 day of April, A.D. 2026.



  
Heidi Easley, County Clerk and  
Ex-Officio Clerk of the Commissioners  
Court in and for Victoria County, Texas.

By:   
Deputy  
Sarita DeLaGarza



**MONTHLY REPORT OF**

PAIGE FOSTER, COUNTY TREASURER

VICTORIA COUNTY, TEXAS

**FOR THE MONTH OF MARCH 2026**

This report, presented for the approval of the Commissioners' Court, in accordance with Vernon's Texas Codes Annotated, Local Government Code, and Section 83.002 (a) (3), and Title 10, Chapter 2256, Government Code (Public Funds Investment Act), is true and correct to the best of my knowledge and belief, according to the records of this office.

  
\_\_\_\_\_  
PAIGE FOSTER  
COUNTY TREASURER

VICTORIA COUNTY  
INVESTMENTS ON HAND  
MARCH, 2026

FUND	DESCRIPTION	NET YIELD	MONTHLY INTEREST	INTEREST 2025	TOTAL INVESTMENT		MARKET VALUE	
VICTORIA COUNTY	L.O.G.I.C. POOL	3.79%	14,935.46	43,594.80	4,658,328.69	4.91%	4,658,328.69	
	TX CLASS POOL	3.78%	138,731.02	338,498.56	56,977,617.02	60.09%	56,977,617.02	
	MULTI BANK CD'S	4.13%	60,763.70	141,715.02	13,286,000.00	14.01%	13,305,660.66	
	AMERIPRISE CD'S	4.34%	12,379.16	12,379.16	978,000.00	1.03%	978,169.16	
	MULTI BANK GOVERNMENT SECURITIES	4.00%		0.00	1,300,000.00	1.37%	1,297,891.00	
	MULTI BANK CASH FND			0.00	0.00	0.00%	0.00	
	AMERIPRISE MUTUAL FUNDS	3.45%		0.00	0.00	0.00%	0.00	
	CASH ON HAND-COUNTY FUNDS	2.02%	44,477.21	139,054.67	22,287,785.38	23.50%	22,287,785.38	
	TOTAL COUNTY FUNDS		256,371.09	631,647.41	94,827,402.40	100%	94,847,123.22	
	CITIZENS MEDICAL CENTER	TX CLASS POOL	3.78%	32,813.08	105,816.11	9,707,559.10	64.29%	9,707,559.10
CMC NURSING HOMES		2.02%	1,449.29	4,184.07	480,594.47	3.18%	480,594.47	
CASH ON HAND-CITIZENS MEDICAL CENTER		2.02%	12,115.81	27,209.22	4,910,855.81	32.52%	4,910,855.81	
TOTAL HOSPITAL FUNDS			46,378.18	137,209.40	15,099,009.38	100%	15,099,009.38	
NAVIGATION DISTRICT	TEXAS CLASS POOL	3.78%	26,956.18	71,436.52	8,320,765.62	72.93%	8,320,766.35	
	CASH ON HAND TXLC CONSTRUCTION	2.02%	302.51	760.58	52,887.15	0.46%	52,887.15	
	CASH ON HAND 2015 INTEREST & SINKING	2.02%	1,134.80	2,951.30	725,652.40	6.36%	725,652.40	
	PROMOTION AND DEVELOPMENT FUND	2.02%	946.21	2,115.36	582,416.70	5.10%	582,416.70	
	CASH ON HAND-2012A/R INTEREST/SINKING	2.02%	1,322.52	3,413.31	850,069.53	7.45%	850,069.53	
	CASH ON HAND-NAVIGATION DISTRICT	2.02%	1,804.57	5,793.75	877,624.98	7.69%	877,624.98	
	TOTAL NAVIGATION DIST FUNDS		32,266.79	86,470.82	11,409,416.38	100%	11,409,417.11	
	<u>SUMMARY TOTAL PORTFOLIO</u>							
		TOTAL COUNTY BANK FUNDS		44,477.21	139,054.67	22,287,785.38	17.6895%	22,287,785.38
		TOTAL HOSPITAL BANK FUNDS		13,565.10	31,393.29	5,391,450.28	4.2791%	5,391,450.28
	TOTAL NAVIGATION DISTRICT BANKFUNDS		5,310.61	15,034.30	3,088,650.76	2.4514%	3,088,650.76	
	TOTAL BANK FUNDS	24%	2.020%	63,352.92	185,482.26	30,767,886.42	24.42%	30,767,886.42
	CASH ON HAND - ALL FUNDS				30,767,886.42	24.42%	30,767,886.42	
	PLEDGED SECURITIES - ALL FUNDS				72,978,148.88		66,011,169.51	
	CERTIFICATES OF DEPOSIT	4.220%		40,465.66	14,262,000.00	11.32%	14,283,829.82	
	MONEY MKT MUTUAL FUNDS	3.4600%		0.00	0.00	0.00%	0.00	
	POOLS	3.9600%	213,435.74	559,346.09	79,664,270.43	63.23%	79,664,270.43	
	GOVERNMENT SECURITIES	4.000%	0.00	0.00	1,300,000.00	1.03%	1,297,891.00	
	TOTAL INVESTMENTS	76%	213,435.74	599,811.75	95,226,270.43	75.58%	95,245,991.25	
	<u>TOTAL PORTFOLIO INCLUDING CASH</u>		<u>3.536%</u>	<u>335,016.06</u>	<u>855,327.63</u>	<u>125,994,156.85</u>	<u>100.00%</u>	<u>126,013,877.67</u>

VICTORIA COUNTY  
 POOL INVESTMENTS  
 MARCH 2026

	BEGIN BALANCE	RATE	CONTRIBUTIONS	WITHDRAWALS	INTEREST	END BALANCE	INTEREST YR TO DATE 2025
<b>COUNTY</b>							
LOGIC COUNTY	\$ 4,643,393.23	3.79%			\$ 14,935.46	\$ 4,658,328.69	\$ 43,594.90
TEXAS CLASS County	\$ 23,610,678.43	3.78%		\$ 2,000,000.00	\$ 71,910.02	\$ 21,682,588.45	\$ 166,952.99
TEXAS CLASS County GOV	\$ -				\$ -	\$ -	\$ -
TEXAS CLASS COB 2023	\$ 0.00	3.78%			\$ -	\$ 0.00	\$ 804.54
TX CLASS CO MENTAL HEALTH	\$ 859,519.45	3.78%	\$ 20,000,000.00	\$ 450,000.00	\$ 18,236.71	\$ 20,427,756.16	\$ 23,539.93
TEXAS CLASS County R&B 1	\$ 2,401,753.66	3.78%			\$ 7,714.50	\$ 2,409,468.16	\$ 22,533.28
TEXAS CLASS COB 2025	\$ 12,916,934.46	3.78%		\$ 500,000.00	\$ 40,869.79	\$ 12,457,804.25	\$ 124,667.82
TOTAL		3.78%			\$ 153,666.48	\$ 61,635,945.71	\$ 382,093.46
Texas class	average interest	3.78%			\$ 138,731.02	\$ 56,977,617.02	\$ 338,498.56
<b>HOSPITAL</b>							
TEXAS CLASS CMC	\$ 1,975,333.43	3.78%			\$ 6,344.83	\$ 1,981,678.26	\$ 19,061.70
TEXAS CLASS CMC GOV	\$ -				\$ -	\$ -	\$ -
TEXAS CLASS CMC COB 2025	\$ 9,235,867.59	3.78%		\$ 1,536,455.00	\$ 26,468.25	\$ 7,725,880.84	\$ 86,754.41
TOTAL		3.78%			\$ 32,813.08	\$ 9,707,559.10	\$ 105,816.11
<b>NAVIGATION</b>							
Texas Class Op Fund	\$ 5,624,941.99	3.78%	\$ 350,000.00	\$ 325,000.00	\$ 18,338.97	\$ 5,668,280.96	\$ 46,654.13
Texas Class Const Fund	\$ 2,793,867.45	3.78%		150,000.00	\$ 8,617.21	\$ 2,652,484.66	\$ 24,782.39
TOTAL		3.78%			\$ 26,956.18	\$ 8,320,765.62	\$ 71,436.52
		3.78%		TOTAL	\$ 213,435.74	\$ 79,664,270.43	\$ 559,346.09

CD INVESTMENTS  
GENERAL FUND  
MARCH 2026

ISSUER	CUSIP	BROKER	TERM	% EARN	BOOK VALUE	SETTLE	MATURE	MKT PRICE	MARKET VALUE
2026									
BANK OF America na	06051XCQ3	AMB	24	4.800%	\$ 244,000.00	4/18/2024	4/20/2026	100.049	\$ 244,119.56
FLAGSTAR BANK NA (32541)	33847GHG0	MBS	24	4.990%	\$ 243,000.00	5/23/2024	5/22/2026	100.156	\$ 243,379.08
MARINE FDU (312977)	56824JBF0	MBS	18	4.240%	\$ 249,000.00	11/27/2024	5/27/2026	100.048	\$ 249,119.52
DORT FINL CR UN	25844MBE7	MBS	36	5.030%	\$ 246,000.00	6/28/2023	6/29/2026	100.3	\$ 246,738.00
JOHN MARSHELL BANK (#58243)	47804GLQ4	MBS	18	3.800%	\$ 249,000.00	10/25/2024	7/27/2026	99.965	\$ 248,912.85
TRADITIONAL BK INC	89268YBN4	MBS	30	3.990%	\$ 210,000.00	10/16/2204	8/13/2026	100.035	\$ 210,073.50
BRADESCO BK (21265)	10421ABK2	MBS	18	4.190%	\$ 244,000.00	2/19/2025	8/19/2026	100.110	\$ 244,268.40
B1bank	098079BG0	MBS	30	4.630%	\$ 249,000.00	3/18/2024	9/15/2026	100.34	\$ 249,846.60
BANC OF CALIFORNIA (24045)	05890QDS0	MBS	18	4.090%	\$ 244,000.00	3/20/2025	9/21/2026	100.107	\$ 244,261.08
SIGNATURE BK OF ARKANSAS	82669LLL5	MBS	18	3.990%	\$ 249,000.00	3/26/2025	9/28/2026	100.063	\$ 249,156.87
AMERICAN COMMERCIAL BANK AND TRUST NA	02519ADP9	MBS	18	3.850%	\$ 249,000.00	4/25/2025	10/26/2026	99.982	\$ 248,955.18
NICOLET NATL BK	654062LW6	MBS	30	4.770%	\$ 249,000.00	4/30/2024	10/30/2026	100.527	\$ 250,312.23
ALLIANT CR UN CHICAGO	01882MAJ1	MBS	36	5.540%	\$ 248,000.00	11/20/2023	11/20/2026	101.082	\$ 250,683.36
DMB COMMUNITY BANK (14769)	23322GW45	MBS	30	4.570%	\$ 249,000.00	6/6/2024	12/4/2026	100.485	\$ 250,207.65
2027									
MERRICK BK	59013K3J3	MBS	24	3.990%	\$ 249,000.00	1/2/2025	1/4/2027	100.111	\$ 249,276.39
SOUND CR	83616HAE4	MBS	36	4.180%	\$ 249,000.00	1/31/2025	2/1/2027	100.266	\$ 249,662.34
OREGON CMNTY CR UN	68584JAP4	MBS	36	4.280%	\$ 249,000.00	2/9/2024	2/9/2027	100.355	\$ 249,883.95
UNIVEST BANK & TRUST	91527PCJ4	MBS	36	4.570%	\$ 249,000.00	3/13/2024	3/15/2027	100.644	\$ 250,603.56
CARTER BANK & TRUST	146102AN8	MBS	36	4.570%	\$ 249,000.00	3/20/2024	3/22/2027	100.656	\$ 250,633.44
MOUNTAIN COMIM BK	62400PKT6	AMB	36	4.570%	\$ 244,000.00	4/15/2024	4/15/2027	100.700	\$ 245,708.00
UNITED BANKERS BK	909557LK4	MBS	27	4.040%	\$ 249,000.00	1/31/2025	4/30/2027	100.179	\$ 249,445.71
LINCOLN SVGS BK (#14207)	534732CX8	MBS	24	3.940%	\$ 245,000.00	5/14/2025	5/14/2027	100.060	\$ 245,147.00
WELLS FARGO BK N A (3511)	949764NJ9	MBS	36	4.790%	\$ 248,000.00	5/14/2024	5/14/2027	101.048	\$ 250,599.04
CELTIC BANK (#57056)	15118RW37	MBS	18	3.890%	\$ 249,000.00	5/20/2025	5/20/2027	100.009	\$ 249,022.41
RIDDLE NATIONAL BANK (4318)	765667AEO	MBS	36	4.650%	\$ 249,000.00	5/30/2024	6/1/2027	100.923	\$ 251,298.27

## CD INVESTMENTS

## GENERAL FUND

MARCH 2025

ISSUER	CUSIP	BROKER	TERM	% EARN	BOOK VALUE	SETTLE	MATURE	MKT PRICE	MARKET VALUE
PEOPLES BK MARIETTA	71050LCU5	MBS	18	4.080%	\$ 244,000.00	1/8/2025	7/28/2027	100.260	\$ 244,634.40
ONE CUOMMUNITY BANK (FDIC22334)	682325EX9	MBS	33	3.990%	\$ 249,000.00	11/27/2024	8/27/2027	100.144	\$ 249,358.56
ALLY BK SNADY	02007G3Q4	MBS	36	3.890%	\$ 245,000.00	9/19/2024	9/20/2027	100.014	\$ 245,034.30
PARKSIDE FINL BK &TR	70147AGH1	MBS	36	3.610%	\$ 249,000.00	10/8/2024	10/8/2027	99.564	\$ 247,914.36
AMERICAN NATIONAL BANK (19300)	028402DK8	MBS	36	3.890%	\$ 249,000.00	10/30/2024	10/29/2027	100.026	\$ 249,064.74
WORKERS FED CR UN	98138MCW8	MBS	36	4.080%	\$ 249,000.00	11/22/2024	11/22/2027	100.322	\$ 249,801.78
SAN FRANCISCO NCUA	79772FAK2	MBS	36	4.220%	\$ 249,000.00	11/27/2024	11/29/2027	100.577	\$ 250,436.73
VALLEY NATL BK PASSAIC	919853PU9	MBS	36	4.040%	\$ 200,000.00	12/9/2024	12/9/2027	100.231	\$ 200,462.00
GOLDEN BK NATL ASSN HOUSTON	38081GBP0	MBS	36	4.030%	\$ 249,000.00	12/20/2024	12/20/2027	100.252	\$ 249,627.48
2028									
CROSS RIV BK	227563LU5	MBS	36	3.990%	\$ 245,000.00	1/3/2025	1/3/2028	100.166	\$ 245,406.70
MORGAN STANLEY PVT	61776NKD4	AMB	36	4.180%	\$ 244,000.00	1/29/2025	1/31/2028	100.566	\$ 245,381.04
MORGAN STANLEY BK	61690DP77	MBS	36	4.220%	\$ 244,000.00	2/12/2025	2/14/2028	100.667	\$ 245,627.48
1ST FINL BANK	32022RZB6	MBS	36	4.120%	\$ 249,000.00	2/18/2025	2/18/2028	100.670	\$ 250,668.30
AMERICAN EXPRESS NATL BANK	02357QAR8	MBS	36	4.080%	\$ 244,000.00	2/28/2022	2/28/2028	100.364	\$ 244,888.16
GOLDMAN SACHS BANK USA	38150VS91	MBS	36	3.990%	\$ 245,000.00	3/25/2025	3/27/2028	100.174	\$ 245,426.30
VERIDIAN CU (64418)	92348DAE9	MBS	36	3.990%	\$ 249,000.00	3/28/2025	3/28/2028	100.197	\$ 249,490.53
EAGLEBANK (#34742)	27002YHN9	MBS	18	4.030%	\$ 249,000.00	4/16/2025	4/17/2028	100.297	\$ 249,739.53
MY COMMUNITY (368682)	62848NAD7	MBS	36	3.850%	\$ 249,000.00	4/16/2025	4/17/2028	99.904	\$ 248,760.96
BNY MELLON NATIONAL ASSOCIATION (37946)	05584CX27	MBS	36	3.850%	\$ 245,000.00	5/7/2025	5/8/2028	99.904	\$ 244,764.80
FIRST CITIZENS NATIONAL BANK (#4972)	319513CZ8	MBS	36	3.850%	\$ 245,000.00	5/7/2025	5/8/2028	99.904	\$ 244,764.80
UBS BANK (#57565)	90355GWA0	MBS	36	3.990%	\$ 249,000.00	3/20/2025	5/15/2028	100.189	\$ 249,470.61
LUANA SVGS BK	549104J99	MBS	36	3.990%	\$ 245,000.00	6/5/2025	6/5/2028	100.172	\$ 245,421.40
FIRST CAROLINA BK	31944MEX9	MBS	36	3.990%	\$ 249,000.00	6/27/2025	6/27/2028	100.188	\$ 249,468.12
GLOBAL FED CR	37892MAX2	MBS	36	4.170%	\$ 249,000.00	6/30/2025	6/30/2028	100.618	\$ 250,538.82
SOMERSET TR CO	835104DD9	MBS	36	3.900%	\$ 249,000.00	7/8/2025	7/10/2028	99.971	\$ 248,927.79
HOME FED SVGS & LN	43710JAF6	MBS	36	3.760%	\$ 245,000.00	8/13/2025	8/14/2028	99.620	\$ 244,069.00
U T FED CR UN KNOXVILLE	90356NAB6	MBS	36	4.05%	\$ 249,000.00	9/12/2025	9/12/2028	99.967	\$ 248,917.83
SOUTHERN BK	84229LDL3	MBS	33	3.53%	\$ 249,000.00	1/8/2026	10/10/2028	98.982	\$ 246,465.18
BMW BK N AMER	05612LHK1	MBS	36	3.72%	\$ 245,000.00	11/21/2025	11/21/2028	99.426	\$ 243,593.70
COMMUNITY COMM BK	20367GCA5	MBS	36	3.63%	\$ 249,000.00	11/30/2025	12/29/2028	99.133	\$ 246,841.17

CD INVESTMENTS  
GENERAL FUND

ISSUER	CUSIP	BROKER	TERM	MARCH 2026 % EARN	BOOK VALUE	SETTLE	MATURE	MKT PRICE	MARKET VALUE
SAUK VALLEY BK&TR CO 2029	804375EJ8	MBS	36	3.63%	\$ 249,000.00	12/30/2025	12/29/2028	99.133	\$ 246,841.17
MEDALLION BK	58404DZG9	MBS	36	3.76%	\$ 249,000.00	2/11/2026	2/12/2029	99.497	\$ 247,747.53
Amerant bank NA	02357QCT2	AMB		3.82%	244,000.00	3/25/2026	3/26/2029	99.574	\$ 242,960.56
Interest is what we have received to bank		MBS		4.13%	\$ 13,286,000.00	\$ 60,783.70	\$ 149,465.98	100.56	\$ 13,305,660.66
		AMB		4.34%	\$ 976,000.00	\$ 12,379.16	\$ 14,253.08	100.44	\$ 978,169.16
TOTAL					\$14,262,000.00	\$ 73,162.86	\$ 163,719.06		\$ 14,283,829.82
						INTEREST EARNED MONTH	YEAR TO DATE		
						\$ 73,162.86	\$ 163,719.06		

AGENCY BONDS  
MARCH 2026

1/26/2026

ISSUER/ TYPE	CUSIP	BROKER	TERM	RATE	AMOUNT	SETTLE	MATURE	CALL/ FREQ	Mrkt \$	MRKT VALUE	1ST CALL	RATE
FEDERAL HOME LN MTG CORP	3134HBGA3	MBS	3YR	4.00%	\$ 800,000.00	4/10/2025	4/10/2028	YES/1Y/A	100.007	\$ 800,056.00	4/10/2026	4.31%
FEDERAL HOME LN MTG CORP	3136GCTU9	MBS	3YR	3.82%	\$ 500,000.00	3/16/2026	3/16/2029	YES/1Y/A	99.567	\$ 497,835.00	4//16/2027	
				4.00%	\$ 1,300,000.00					1,297,891.00		

**CALLED**

**BOUGHT**

FEDERAL HOME LN MTG CORP	3136GCTU9	MBS	3YR	3.82%	\$ 500,000.00	3/16/2026	3/16/2029	YES/1Y/A	99.567	\$ 497,835.00	4//16/2027	
--------------------------	-----------	-----	-----	-------	---------------	-----------	-----------	----------	--------	---------------	------------	--

CALLABLE/ 1ST CALLABLE/ HOWOFTEN CALLABLE

YES/NO

6M = 6 MONTHS

1YR= 1 YEAR

M= MONTHLY CALLABLE (AMERICAN)

A= YEARLY CALLABLE

VICTORIA COUNTY  
MUTUAL FUNDS  
MARCH 2026

MUTUAL FUNDS	CUSIP	YIELD	QUANTITY	MARKET \$	END VALUE THIS PERIOD	END VALUE LAST PERIOD	CHANGE	INTEREST PAID THIS PERIOD	TOTAL INTEREST	CD that rolled over	Difference
AMERIPRISE											
INVESCO TREASURY PRIVATE Multi Bank Systems	TPFX	3.80% 4%	\$ -	\$ -	\$ 270,596.42	\$ 269,919.96	\$ 676.46	\$ 269,243.50	\$ 270,596.42	STARTED PAYING OUT CD'S MONTHLY This amount was apid out on 3/12/226	
					\$ 270,596.42		\$ 676.46				

THIS IS ACCRUED INTEREST FROM AMERIPRISE  
PAYS OUT QUARTERLY

CASH & INVESTMENTS BY FUND

AS OF: MARCH 31ST, 2026


MARCH 31ST, 2026

FUND ACCT. NO.	ACCOUNT NAME	CASH	INVESTMENTS
TOTAL CASH AND INVESTMENTS		42,458,751.03	77,197,945.71

\*\*\* END OF REPORT \*\*\*

Pooled Cash	(20,170,965.65)	
	<u>22,287,785.38</u>	<u>77,197,945.71</u>

FUND ACCT. NO.	ACCOUNT NAME	CASH	INVESTMENTS
<b>POOLED CASH - APCA</b>			
=====			
001 101-2000	POOLED CASH	20,170,965.65	
001 101-2005	POOLED CASH-PAYROLL	0.00	
TOTAL 001-POOLED CASH - APCA		20,170,965.65	0.00
-----			
<b>GENERAL FUND</b>			
=====			
100 101-2000	CLAIM ON CASH-GENERAL FUND	3,634,286.35	
100 101-3000	VC CREDIT CARD CLEARING ACCT	196,788.15	
100 101-3010	VC ANIMAL SERVICES ACCT	647.16	
100 151-1003	CERTIFICATE OF DEPOSIT		14,262,000.00
100 151-1004	GOVERNMENT AGENCIES		1,300,000.00
100 151-1005	LOCAL GOVT. INVEST. COOP.		4,658,328.69
100 151-1007	TEXAS COOPERATIVE LIQUID ASSET		21,682,588.45
100 151-1101	MULTI-BANK SECURITIES CASH FND		0.00
100 151-1102	AMERIPRISE MUTUAL FUND		0.00
TOTAL 100-GENERAL FUND		3,831,721.66	41,902,917.14
-----			
<b>EMERGENCY MGMT</b>			
=====			
108 101-2000	CLAIM ON CASH-EMER MGMT	( 184,170.63)	
TOTAL 108-EMERGENCY MGMT		( 184,170.63)	0.00
-----			
<b>LEPC FUND</b>			
=====			
109 101-2000	CLAIM ON CASH-LEPC	14,021.26	
TOTAL 109-LEPC FUND		14,021.26	0.00
-----			
<b>J. P. SPECIAL FUND</b>			
=====			
110 101-2000	CLAIM ON CASH-J.P. SPECIAL FD	667.15	
TOTAL 110-J.P. SPECIAL FUND		667.15	0.00
-----			
<b>COURT-INITIATED GUARDIANS</b>			
=====			
117 101-2000	CLAIM ON CASH-COURT INITIATED	15,256.25	
TOTAL 117-COURT-INITIATED GUARDIANS		15,256.25	0.00
-----			



FUND ACCT. NO.	ACCOUNT NAME	CASH	INVESTMENTS
<b>COUNTY JURY FUND</b>			
=====			
118 101-2000	CLAIM ON CASH-COUNTY JURY FUND	32,821.77	
TOTAL 118-COUNTY JURY FUND		32,821.77	0.00
-----			
<b>CO CLERK ARCHIVE FEE FD</b>			
=====			
119 101-2000	CLAIM ON CASH-CO CLK ARCHIVE	29,026.56	
TOTAL 119-CO CLERK ARCHIVE FEE FD		29,026.56	0.00
-----			
<b>RECORDS MANAGEMENT FUND</b>			
=====			
120 101-2000	CLAIM ON CASH-RECORD MGMT	169,814.98	
TOTAL 120-RECORDS MANAGEMENT FUND		169,814.98	0.00
-----			
<b>COURTHOUSE SECURITY FUND</b>			
=====			
121 101-2000	CLAIM ON CASH-CRTHSE SECURITY	210,776.44	
TOTAL 121-COURTHOUSE SECURITY FUND		210,776.44	0.00
-----			
<b>JUSTICE CT BLDG SECURITY</b>			
=====			
122 101-2000	CLAIM ON CASH-JP CRT BLD SECUR	33,329.79	
TOTAL 122-JUSTICE CT BLDG SECURITY		33,329.79	0.00
-----			
<b>DIST. CLERK RECORDS MGMT</b>			
=====			
123 101-2000	CLAIM ON CASH-DIST CLK REC MGT	124,292.21	
TOTAL 123-DIST. CLERK RECORD MGMT		124,292.21	0.00
-----			
<b>CO CLERK OF THE COURT</b>			
=====			
124 101-2000	CLAIM ON CASH-CO CLRK OF COUR	140,997.11	
TOTAL 124-CO CLERK OF THE COURT		140,997.11	0.00
-----			

FUND ACCT. NO.	ACCOUNT NAME	CASH	INVESTMENTS
<u>DIST CLERK OF THE COURT</u>			
=====			
125	101-2000 CLAIM ON CASH-DIST CLRK OF CRT	153,662.64	
	TOTAL 125-DIST CLERK OF THE COURT	153,662.64	0.00
-----			
<u>COURT REPORTER SERVICE</u>			
=====			
126	101-2000 CLAIM ON CASH-CRT REPORTER SRV	21,575.51	
	TOTAL 126-COURT REPORTER SERVICE	21,575.51	0.00
-----			
<u>COURT FACILITY FEE FUND</u>			
=====			
127	101-2000 CLAIM ON CASH-CRT FACILITY FEE	116,785.81	
	TOTAL 127-COURT FACILITY FEE FUND	116,785.81	0.00
-----			
<u>CDBG-DR LOCAL BUYOUT</u>			
=====			
128	101-2000 CLAIM ON CASH-CDBG-DR LOCAL BU	0.00	
	TOTAL 128-CDBG-DR LOCAL BUYOUT	0.00	0.00
-----			
<u>LANGUAGE ACCESS FUND</u>			
=====			
129	101-2000 CLAIM ON CASH-LANGUAGE ACCESS	38,520.07	
	TOTAL 129-LANGUAGE ACCESS FUND	38,520.07	0.00
-----			
<u>PATRIOT PARK DONATION FD</u>			
=====			
140	101-2000 CLAIM ON CASH-PATRIOT PRK DON	1,652.06	
	TOTAL 140-PATRIOT PARK DONATION FD	1,652.06	0.00
-----			
<u>OPIOID SETTLEMENT FUND</u>			
=====			
145	101-2000 CLAIM ON CASH-OPIOID SETTLEMEN	390,753.43	
	TOTAL 145-OPIOID SETTLEMENT FUND	390,753.43	0.00
-----			

FUND ACCT. NO.	ACCOUNT NAME	CASH	INVESTMENTS
<b>SHERIFF'S SPECIAL FUND</b>			
=====			
150 101-2000	CLAIM ON CASH-SHERIFFS SPECIAL	71,301.03	
150 101-3000	PROPERTY TAX SALE ACCOUNT	38.78	
TOTAL 150-SHERIFF'S SPECIAL FUND		71,339.81	0.00
<b>CONSTABLE'S SPECIAL FUND</b>			
=====			
155 101-2000	CLAIM ON CASH-CONSTABLES SPEC	0.00	
TOTAL 155-CONSTABLE'S SPECIAL FUND		0.00	0.00
<b>CLERK'S SPECIAL FUND</b>			
=====			
160 101-2000	CLAIM ON CASH-CLERKS SPECIAL	27,860.30	
TOTAL 160-CLERK'S SPECIAL FUND		27,860.30	0.00
<b>AMERICAN RESCUE PLAN</b>			
=====			
190 101-2000	CLAIM ON CASH-AMERICAN RESCUE	1,239,396.99	
TOTAL 190-AMERICAN RESCUE PLAN		1,239,396.99	0.00
<b>2024 HURRICANE BERYL</b>			
=====			
191 101-2000	CLAIM ON CASH-2024 HURRICANE B	0.00	
TOTAL 191-2024 HURRICANE BERYL		0.00	0.00
<b>COVID19</b>			
=====			
192 101-2000	CLAIM ON CASH-COVID19	0.00	
TOTAL 192-COVID19		0.00	0.00
<b>HMGP DR-4485 JUV GENERATO</b>			
=====			
193 101-2000	CLAIM ON CASH-HMGP DR-4485 JUV	( 8,458.26)	
TOTAL 193-HMGP DR-4485 JUV GENERATO		( 8,458.26)	0.00


FUND ACCT. NO.	ACCOUNT NAME	CASH	INVESTMENTS
<b>DISASTER RESPONSE</b>			
=====			
194	101-2000 CLAIM ON CASH-DISASTER RESPON	0.00	
TOTAL 194-DISASTER RESPONSE		0.00	0.00
=====			
<b>GULF/MEXICO ENERGY SEC</b>			
=====			
195	101-2000 CLAIM ON CASH-GULF MEXICO ENGY	1,560,589.50	
TOTAL 195-GULF/MEXICO ENERGY SEC.		1,560,589.50	0.00
=====			
<b>HMGP DR-4485 RGNL EMERGNC</b>			
=====			
196	101-2000 CLAIM ON CASH-HMGP DR-4485 RGN	( 407,770.00)	
TOTAL 196-HMGP DR-4485 RGNL EMERGNC		( 407,770.00)	0.00
=====			
<b>FEMA HAZARD MIT FUND</b>			
=====			
197	101-2000 CLAIM ON CASH-FEMA HAZARD MIT	0.00	
TOTAL 197- FEMA HAZARD MIT. FD		0.00	0.00
=====			
<b>TXDOT MCCOY RD RECONST</b>			
=====			
199	101-2000 CLAIM ON CASH-TXDOT MCCOY RD	319,659.59	
TOTAL 199-TXDOT MCCOY RD RECONST		319,659.59	0.00
=====			
<b>ROAD AND BRIDGE FUND/PCT</b>			
=====			
201	101-2000 CLAIM ON CASH-R&B PCT #1	1,936,391.63	
201	151-1007 TEXAS COOPERATIVE LIQUID ASSET		2,409,468.16
TOTAL 201-ROAD & BRIDGE FUND PCT 1		1,936,391.63	2,409,468.16
=====			
<b>ROAD AND BRIDGE FUND/PCT</b>			
=====			
202	101-2000 CLAIM ON CASH-R&B PCT #2	2,957,291.27	
TOTAL 202-ROAD & BRIDGE FUND PCT 2		2,957,291.27	0.00
=====			



FUND	ACCT. NO.	ACCOUNT NAME	CASH	INVESTMENTS
ROAD AND BRIDGE FUND/PCT				
=====				
203	101-2000	CLAIM ON CASH-R&B PCT #3	2,028,593.70	
TOTAL 203-ROAD & BRIDGE FUND PCT 3			2,028,593.70	0.00
ROAD AND BRIDGE FUND/PCT				
=====				
204	101-2000	CLAIM ON CASH-R&B PCT #4	1,848,865.58	
TOTAL 204-ROAD & BRIDGE FUND PCT 4			1,848,865.58	0.00
CTIF GRANT FUND				
=====				
210	101-2000	CLAIM ON CASH-CTIF	0.00	
TOTAL 210-CTIF GRANT FUND			0.00	0.00
CAPITAL CREDITS FUND				
=====				
215	101-2000	CLAIM ON CASH-CAPITAL CREDITS	156,769.80	
TOTAL 215-CAPITAL CREDITS FUND			156,769.80	0.00
JUVENILE RESTITUTION				
=====				
221	101-2000	CLAIM ON CASH-JUVEN.RESTITUT.	1,876.63	
TOTAL 221-JUVENILE RESTITUTION			1,876.63	0.00
JUVENILE PROBATION FUND				
=====				
231	101-2000	CLAIM ON CASH-JUVEN PROBAT.	792,875.76	
TOTAL 231-JUVENILE PROBATION FD			792,875.76	0.00
DRUG COURTS PROGRAMS				
=====				
240	101-2000	CLAIM ON CASH-DRUG CRT PROG	130.33	
TOTAL 240-DRUG COURTS PROGRAM			130.33	0.00

FUND	ACCT. NO.	ACCOUNT NAME	CASH	INVESTMENTS
<b>24TH JUDICIAL DIST PROB</b>				
=====				
241	101-2000	CLAIM ON CASH-24 JUD DIST PROB	0.00	
TOTAL 241-24TH JUDICIAL DIST. PROB			0.00	0.00
<b>COUNTY SPECIALTY COURT</b>				
=====				
245	101-2000	CLAIM ON CASH-CNTY SPECIALTY	17,915.36	
TOTAL 245-COUNTY SPECIALTY COURT			17,915.36	0.00
<b>LOCAL TRUANCY PREVENTION</b>				
=====				
280	101-2000	CLAIM ON CASH-LOCAL TRUANCY	64,247.81	
TOTAL 280-LOCAL TRUANCY PREVENTIONS			64,247.81	0.00
<b>JUSTICE TECHNOLOGY FUND</b>				
=====				
281	101-2000	CLAIM ON CASH-JUSTICE TECH.	3,703.27	
TOTAL 281-JUSTICE TECHNOLOGY FD.			3,703.27	0.00
<b>FAMILY PROTECTION FEE FD</b>				
=====				
282	101-2000	CLAIM ON CASH-FAM PROTECT FEE	1,435.03	
TOTAL 282-FAMILY PROTECTION FEE FD			1,435.03	0.00
<b>CO/DIST TECHNOLOGY FD</b>				
=====				
283	101-2000	CLAIM ON CASH-CO/DIST TECHNOL	3,645.93	
TOTAL 283-CO/DIST TECHNOLOGY FD			3,645.93	0.00
<b>CHILD ABUSE PREVENTION</b>				
=====				
286	101-2000	CLAIM ON CASH-CHILD ABUSE PRV	733.05	
TOTAL 286-CHILD ABUSE PREVENTION			733.05	0.00

FUND	ACCT. NO.	ACCOUNT NAME	CASH	INVESTMENTS
<u>RURAL SHERIFF OFC SALARY</u>				
288	101-2000	CLAIM ON CASH-RURAL SHERIFF OF	490,704.18	
TOTAL 288-RURAL SHERIFF OFC SALARY			490,704.18	0.00
<u>RURAL PROSECUTOR OFC SALA</u>				
289	101-2000	CLAIM ON CASH-RURAL PROSECUTOR	400,089.02	
TOTAL 289-RURAL PROSECUTOR OFC SALA			400,089.02	0.00
<u>HHSC MENTAL HEALTH FACILI</u>				
291	101-2000	CLAIM ON CASH-HHSC MENTAL HEAL	177,346.08	
291	151-1007	TEXAS COOPERATVIE LIQUID ASSET		20,427,756.16
TOTAL 291-HHSC MENTAL HEALTH FACILI			177,346.08	20,427,756.16
<u>CDA PROCESSING FEE FUND</u>				
300	101-2000	CLAIM ON CASH-CDA PROCESS FEE	15,774.88	
TOTAL 300-CDA PROCESSING FEE FUND			15,774.88	0.00
<u>BOND FORFEITURE COMM</u>				
301	101-2000	CLAIM ON CASH-BOND FORFEITURE	45,154.99	
TOTAL 301-BOND FORFEITURE COMM			45,154.99	0.00
<u>CDA STATE JUDICIARY FUND</u>				
302	101-2000	CLAIM ON CASH-CDA STATE JUD.	4,266.77	
TOTAL 302-CDA STATE JUDICIARY FUND			4,266.77	0.00
<u>PRETRIAL INTERVENTION</u>				
303	101-2000	CLAIM ON CASH-PRETRIAL INTERV	65,324.35	
TOTAL 303-PRETRIAL INTERVENTION			65,324.35	0.00



FUND	ACCT. NO.	ACCOUNT NAME	CASH	INVESTMENTS
<b>VICTORIA CNTY CARE COURT</b>				
=====				
304	101-2000	CLAIM ON CASH-CARE COURT	11,112.91	
TOTAL 304-VICTORIA CNTY CARE COURT			11,112.91	0.00
<b>CDA VICTIMS ASSISTANCE GR</b>				
=====				
305	101-2000	CLAIM ON CASH-CDA VICTIMS ASST	0.00	
TOTAL 305-CDA VICTIMS ASSIST GRANT			0.00	0.00
<b>VICTIM COORD/LIASON GNT</b>				
=====				
306	101-2000	CLAIM ON CASH-SO VICT COORD	( 9,354.19)	
TOTAL 306-VICTIM COORD/LIASON GNT			( 9,354.19)	0.00
<b>SCAAP PROGRAM</b>				
=====				
307	101-2000	CLAIM ON CASH-SCAAP PROGRAM	0.00	
TOTAL 307-SCAAP PROGRAM			0.00	0.00
<b>TEXAS VINE GRANT</b>				
=====				
308	101-2000	CLAIM ON CASH-TX VINE GRANT	( 2,098.40)	
TOTAL 308-TEXAS VINE GRANT			( 2,098.40)	0.00
<b>CDA OTHER VICTIM ASSIST G</b>				
=====				
309	101-2000	CLAIM ON CASH-CDA OTHER VICTIM.	( 13,416.71)	
TOTAL 309-CDA OTHER VICTIM ASSIST G			( 13,416.71)	0.00
<b>4/H ACTIVITY CENTER</b>				
=====				
310	101-2000	CLAIM ON CASH-4/H ACTIVITY CNT	1,235.93	
TOTAL 310-4/H ACTIVITY CENTER			1,235.93	0.00

FUND	ACCT. NO.	ACCOUNT NAME	CASH	INVESTMENTS
<b>AIRPORT FUND</b>				
=====				
321	101-2000	CLAIM ON CASH-AIRPORT FUND	782,047.30	
321	101-3000	CASH IN BANK/AIRPORT DRAFTING	716,288.06	
321	151-1000	TREASURY BILLS		0.00
321	151-1001	TEXPOOL INVESTMENTS		0.00
321	151-1005	LOCAL GOVT. INVEST COOP		0.00
TOTAL 321-AIRPORT FUND			1,498,335.36	0.00
-----				
<b>AIRPORT GRANT FUND</b>				
=====				
322	101-2000	CLAIM ON CASH-AIRPORT GRANT	( 2,816,546.37)	
TOTAL 322-AIRPORT GRANT FUND			( 2,816,546.37)	0.00
-----				
<b>AIRPORT CAPITAL PROJECTS</b>				
=====				
323	101-2000	CLAIM ON CASH-AIRP CAPITAL PRO	8,013.13	
TOTAL 323-AIRPORT CAPITAL PROJECTS			8,013.13	0.00
-----				
<b>SPECIAL SERVICE FUND</b>				
=====				
330	101-2000	CLAIM ON CASH-SPECIAL SERVICE	969,179.70	
TOTAL 330-SPECIAL SERVICE FUND			969,179.70	0.00
-----				
<b>SHERIFF IMMIGRATION ENFOR</b>				
=====				
332	101-2000	CLAIM ON CASH-SHERIFF IMMIGRAT	0.00	
TOTAL 332-SHERIFF IMMIGRATION ENFOR			0.00	0.00
-----				
<b>OPERATION LONE STAR GRANT</b>				
=====				
335	101-2000	CLAIM ON CASH-OPERATION LONE S	( 185,540.80)	
TOTAL 335-OPERATION LONE STAR GRANT			( 185,540.80)	0.00
-----				

FUND	ACCT. NO.	ACCOUNT NAME	CASH	INVESTMENTS
<b>STONEGARDEN GRANT</b>				
=====				
336	101-2000	CLAIM ON CASH-STONEGARDEN GNT	( 69,683.03)	
TOTAL 336-STONEGARDEN 2010SST0-0008			( 69,683.03)	0.00
CLICK IT OR TICKET				
=====				
338	101-2000	CLAIM ON CASH-GCRPC 9-1-1	2,875.96	
TOTAL 338-GCRPC - 9-1-1 ALLOCATION			2,875.96	0.00
BYRNE JAG PROGRAM				
=====				
339	101-2000	CLAIM ON CASH-BYRNE JAG PROG	0.00	
TOTAL 339-BYRNE JAG PROGRAM			0.00	0.00
HIGH INTENSITY DRUG TRAF				
=====				
340	101-2000	CLAIM ON CASH-HIGH INTENSITY	( 14,348.12)	
TOTAL 340-HIGH INTENSITY DRUG TRAFF			( 14,348.12)	0.00
BODY WORN CAMERA PROG				
=====				
342	101-2000	CLAIM ON CASH-BODY WORN CAMERA	0.00	
TOTAL 342-BODY WORN CAMERA PROG			0.00	0.00
FIREFIGHTERS GRANT				
=====				
344	101-2000	CLAIM ON CASH-FIREFIGHTERS GNT	0.00	
TOTAL 344-FIREFIGHTERS GRANT			0.00	0.00
FERAL HOG GRANT				
=====				
345	101-2000	CLAIM ON CASH-FERAL HOG GRANT	0.00	
TOTAL 345-FERAL HOG GRANT			0.00	0.00

FUND ACCT. NO.	ACCOUNT NAME	CASH	INVESTMENTS
<b>TXCDBG WCID1 BLOOMINGTON</b>			
=====			
346	101-2000 CLAIM ON CASH-WCID1 BLOOMING	24,161.60	
	TOTAL 346-TXCDBG GNT-WCID1 BLOOM.	24,161.60	0.00
<b>TXCDBG WCID2 PLACEDO</b>			
=====			
347	101-2000 CLAIM ON CASH-WCID2 PLACEDO	0.00	
	TOTAL 347-TXCDBG GNT- WCID2 PLACEDO	0.00	0.00
<b>CDBG HURRICANE HARVEY DR</b>			
=====			
348	101-2000 CLAIM ON CASH-CDBG HUR HARVEY	0.00	
	TOTAL 348-CDBG HURRICANE HARVEY DR	0.00	0.00
<b>CDBG-MIT MOD GRANT</b>			
=====			
349	101-2000 CLAIM ON CASH-CDBG-MIT MOD GRA	( 85,816.80)	
	TOTAL 349-CDBG-MIT MOD GRANT	( 85,816.80)	0.00
<b>STATE FEE ACCOUNT</b>			
=====			
350	101-2000 CLAIM ON CASH-STATE FEE FD	174,470.10	
	TOTAL 350-STATE FEE ACCOUNT	174,470.10	0.00
<b>PESC MENTAL HEALTH DEPUTY</b>			
=====			
355	101-2000 CLAIM ON CASH-PESC MENTAL HLTH	( 4,052.27)	
	TOTAL 355-PESC MENTAL HEALTH DEPUTY	( 4,052.27)	0.00
<b>MENTAL HLTH PEACE OFF FD</b>			
=====			
356	101-2000 CLAIM ON CASH-MENTAL SO/GB	( 35,598.74)	
	TOTAL 356-MENTAL HEALTH PEACE OFF	( 35,598.74)	0.00

FUND	ACCT. NO.	ACCOUNT NAME	CASH	INVESTMENTS
<b>BISD SCHOOL RESOURCE OFF</b>				
=====				
358	101-2000	CLAIM ON CASH-BISD SCHL RESOUR	( 7,398.10)	
TOTAL 358-BISD SCHOOL RESOURCE OFF			( 7,398.10)	0.00
<b>SHERIFF'S FORFEITURE FD</b>				
=====				
360	101-2000	CLAIM ON CASH-SHERIFF FORFEIT	1,001,281.82	
360	151-1001	TEXPOOL INVESTMENTS		0.00
360	151-1005	LOCAL GOVT. INVEST. COOP.		0.00
TOTAL 360-SHERIFF'S FORFEITURE FUND			1,001,281.82	0.00
<b>SHERIFF'S DONATION FUND</b>				
=====				
361	101-2000	CLAIM ON CASH-SHERIFF DONATION	6,463.48	
TOTAL 361-SHERIFF'S DONATION FUND			6,463.48	0.00
<b>SHER DOJ FEDERAL FORFEIT</b>				
=====				
362	101-2000	CLAIM ON CASH-SO DOJ FED FORFE	361,983.44	
TOTAL 362-SHERIFF DOJ FED. FORFEIT.			361,983.44	0.00
<b>SHERIFF JOHNSON FOUNDATN</b>				
=====				
363	101-2000	CLAIM ON CASH-SHERIFF JOHNSON	215,200.00	
TOTAL 363-SHERIFF JOHNSON FOUNDATN			215,200.00	0.00
<b>DHS JOINT OPERATIONS FUND</b>				
=====				
364	101-2000	CLAIM ON CASH-DHS JOINT OPERAT	286,228.70	
TOTAL 364-DHS JOINT OPERATIONS FUND			286,228.70	0.00
<b>CDA CONTRABAND FORFEITURE</b>				
=====				
370	101-2000	CLAIM ON CASH-CDA CONTRA FORF	1,244,679.51	
370	151-1005	LOCAL GOVT. INVEST. COOP.		0.00
TOTAL 370-CDA CONTRABAND FORFEITURE			1,244,679.51	0.00

FUND ACCT. NO.	ACCOUNT NAME	CASH	INVESTMENTS
<b>CDA DOJ EQUITABLE SHARE</b>			
=====			
371 101-2000	CLAIM ON CASH-CDA DOJ EQUIT	1,174.66	
TOTAL 371-CDA DOJ EQUITABLE SHARE		1,174.66	0.00
<b>SHERIFF DOT FEDERAL FORF</b>			
=====			
372 101-2000	CLAIM ON CASH-SO DOT FED FORF.	434,099.02	
TOTAL 372-SHERIFF DOT FEDERAL FORF		434,099.02	0.00
<b>SHERIFF COMMISSARY FUND</b>			
=====			
380 101-2000	CLAIM ON CASH-SHER. COMMISSARY	1,019,176.74	
TOTAL 380-SHERIFF COMMISSARY FUND		1,019,176.74	0.00
<b>JUVENILE COMMISSARY FUND</b>			
=====			
390 101-2000	CLAIM ON CASH-JUV COMMISSARY	8,944.78	
TOTAL 390-JUVENILE COMMISSARY FUND		8,944.78	0.00
<b>NATIONAL SCHOOL LUNCH PRG</b>			
=====			
392 101-2000	CLAIM ON CASH-NSLP	( 31,128.05)	
TOTAL 392-NATIONAL SCHOOL LUNCH PRG		( 31,128.05)	0.00
<b>VISD SRO REIMBURSEMENT</b>			
=====			
395 101-2000	CLAIM ON CASH-VISD SRO REIMB	( 69,889.67)	
TOTAL 395-VISD SRO REIMBURSEMENT		( 69,889.67)	0.00
<b>HEALTH INSURANCE FUND</b>			
=====			
410 101-2000	CLAIM ON CASH-HEALTH INSUR	( 2,856,290.24)	
410 101-3000	CASH IN BANK/BOON CHAPMAN	713.39	
410 101-3010	CASH IN BANK/TAC ACCT 9150	305.37	
TOTAL 410-HEALTH INSURANCE FUND		( 2,855,271.48)	0.00

FUND ACCT. NO.	ACCOUNT NAME	CASH	INVESTMENTS
<b>EMPLOYEE BENEFIT FUND</b>			
=====			
420 101-2000	CLAIM ON CASH-EMPLOYEE BENE	1,780.59	
TOTAL 420-EMPLOYEE BENEFIT FUND		1,780.59	0.00
<b>ELECTIONS ADM SPECIAL</b>			
=====			
450 101-2000	CLAIM ON CASH-ELECT ADM SPEC	116,241.15	
TOTAL 450-ELECTIONS ADM SPECIAL		116,241.15	0.00
<b>ELECTIONS CHAPTER 19</b>			
=====			
457 101-2000	CLAIM ON CASH-ELECT CHAPT 19	( 350.00)	
TOTAL 457-ELECTIONS CHAPTER 19 FD		( 350.00)	0.00
<b>TAX ASSESSOR SPECIAL</b>			
=====			
499 101-3000	SPECIAL INVENTORY ACCT.	200,692.11	
TOTAL 499-TAX ASSESSOR SPECIAL		200,692.11	0.00
<b>HISTORICAL COMMISSION</b>			
=====			
500 101-2000	CLAIM ON CASH-HISTORICAL COMM	9,414.20	
TOTAL 500-HISTORICAL COMMISSION		9,414.20	0.00
<b>CHILD WELFARE BOARD</b>			
=====			
515 101-2000	CLAIM ON CASH-CHILD WELFARE BD	37,987.51	
TOTAL 515-CHILD WELFARE BOARD		37,987.51	0.00
<b>TIDC IMPROVEMENT GRANT</b>			
=====			
520 101-2000	CLAIM ON CASH-TIDC IMPROV GRAN	( 28,042.81)	
TOTAL 520-TIDC IMPROVEMENT GRANT		( 28,042.81)	0.00

FUND	ACCT. NO.	ACCOUNT NAME	CASH	INVESTMENTS
<b>TIDC REGIONAL PUBLIC DEFEN</b>				
=====				
525	101-2000	CLAIM ON CASH-TIDC REGNL PUBLI	( 767,388.03)	
TOTAL 525-TIDC REGIONAL PUBLIC DEFEN			( 767,388.03)	0.00
<b>TIDC IMPROVMNT GRANT SUPP</b>				
=====				
526	101-2000	CLAIM ON CASH-TIDC IMPROVMNT G	( 22,668.64)	
TOTAL 526-TIDC IMPROVMNT GRANT SUPP			( 22,668.64)	0.00
<b>PETSMART CHARITIES GRANT</b>				
=====				
560	101-2000	CLAIM ON CASH-PETSMART CHARITI	0.00	
TOTAL 560-PETSMART CHARITIES GRANT			0.00	0.00
<b>ANIMAL SERVICES GRANTS</b>				
=====				
561	101-2000	CLAIM ON CASH-ANIMAL SERV GRA	0.00	
TOTAL 561-ANIMAL SERVICES GRANTS			0.00	0.00
<b>DEBT SERVICE</b>				
=====				
700	101-2000	CLAIM ON CASH-DEBT SERVICE	2,350,040.02	
TOTAL 700-DEBT SERVICE			2,350,040.02	0.00
<b>LAW LIBRARY FUND</b>				
=====				
720	101-2000	CLAIM ON CASH-LAW LIBRARY FD	17,136.96	
TOTAL 720-LAW LIBRARY FUND			17,136.96	0.00
<b>CAP PROJECTS-CO'S 2023</b>				
=====				
770	101-2000	CLAIM ON CASH-CP PROJ-COS 2023	0.00	
770	151-1007	TEXAS COOPERATIVE LIQUID ASSET		0.00
TOTAL 770-CAP PROJECTS-CO'S 2023			0.00	0.00

FUND ACCT. NO.	ACCOUNT NAME	CASH	INVESTMENTS
<b>CONSTRUCTION RETAINAGE</b>			
=====			
771 101-2000	CLAIM ON CASH-CONSTRN RETAIN	225,484.38	
TOTAL 771-CONSTRUCTION RETAINAGE		225,484.38	0.00
<b>CAP PROJECTS-CO'S 2025B</b>			
=====			
772 101-2000	CLAIM ON CASH-CP PROJ-COS 2025	326,010.87	
772 151-1007	TEXAS COOPERATIVE LIQUID ASSET		12,457,804.25
TOTAL 772-CAP PROJECTS-CO'S 2025B		326,010.87	12,457,804.25
<b>VICTORIA HEALTH DEPT</b>			
=====			
800 101-2000	CLAIM ON CASH-HEALTH DEPT	( 1,123,428.54)	
800 101-3000	CASH IN BANK/HLTH 340B DRAFT.	803,118.24	
TOTAL 800-VICTORIA HEALTH DEPT.		( 320,310.30)	0.00
<b>TX A&amp;M UNIV HLTH SCIENCE</b>			
=====			
801 101-2000	CLAIM ON CASH-TX A&M HLTH SCI	0.00	
TOTAL 801-TX A&M UNIV HLTH SCIENCE		0.00	0.00
<b>MEDICAID ADM CLAIM FD</b>			
=====			
802 101-2000	CLAIM ON CASH-MEDICAID ADM CLM	21,055.55	
TOTAL 802-MEDICAID ADM CLAIMS FD		21,055.55	0.00
<b>TEXAS HOME VISITING GNT</b>			
=====			
803 101-2000	CLAIM ON CASH-TX HOME VISITING	( 134,366.80)	
TOTAL 803-TEXAS HOME VISITING GRANT		( 134,366.80)	0.00
<b>HOGG FOUNDATION GRANT</b>			
=====			
804 101-2000	CLAIM ON CASH-HOGG FOUNDAT.	27,165.66	
TOTAL 804-HOGG FOUNDATION GNT		27,165.66	0.00

FUND ACCT. NO.	ACCOUNT NAME	CASH	INVESTMENTS
<b>HURRICANE PUBLIC HLTH GNT</b>			
=====			
805 101-2000	CLAIM ON CASH-HURRICANE PUBLIC	0.00	
TOTAL 805-HURRICANE PUBLIC HLTH GNT		0.00	0.00
-----			
<b>AMERICARES</b>			
=====			
806 101-2000	CLAIM ON CASH-AMERICARES	0.00	
TOTAL 806-AMERICARES		0.00	0.00
-----			
<b>CPS/PH WKFORCE 9/21-6/24</b>			
=====			
808 101-2000	CLAIM ON CASH-CPS/PH WKFORCE	0.00	
TOTAL 808-CPS/PH WKFORCE 9/21-6/23		0.00	0.00
-----			
<b>CPS/PH INFRAST 4/23-11/27</b>			
=====			
809 101-2000	CLAIM ON CASH-CPS/PH INFRAST 4	( 48,479.65)	
TOTAL 809-CPS/PH INFRAST 4/23-11/27		( 48,479.65)	0.00
-----			
<b>VICTORIA WIC PROGRAM</b>			
=====			
810 101-2000	CLAIM ON CASH-WIC PROGRAM	( 102,762.13)	
TOTAL 810-VICTORIA WIC PROGRAM		( 102,762.13)	0.00
-----			
<b>FLEXIBLE BENEFITS PLAN</b>			
=====			
870 101-2000	CLAIM ON CASH-FLEX BEN-DENTAL	73,569.04	
870 101-3000	CASH IN BANK/PROSPERITY BANK	184,756.29	
870 101-3010	CASH IN BANK/FLEX SPEND A9169	13,472.18	
TOTAL 870-FLEXIBLE BENEFITS PLAN		271,797.51	0.00
-----			
<b>LEOSE FUND</b>			
=====			
880 101-2000	CLAIM ON CASH-LEOSE FUND	81,615.70	
TOTAL 880-LEOSE FUND		81,615.70	0.00
-----			

INTEREST EARNED STATEMENT  
MARCH 2026

FUND	FUND NAME	CURRENT MONTH	PRIOR MNTH 2026 TOTAL	2025 YTD
100	GENERAL FUND	8,601.09	26,657.06	35,258.15
200	ROAD & BRIDGE FUND	13,561.06	25,324.39	38,885.45
700	DEBT SERVICE	3,470.60	9,584.34	13,054.94
770	CAPITAL PROJECTS	0.00	258.38	258.38
772	CAPITAL PROJECTS 2025B	680.31	1,140.61	1,820.92
	<b>Sub-Total Budgeted Funds</b>	<b>25,632.75</b>	<b>61,824.17</b>	<b>87,456.92</b>
119	CLERK'S ARCHIVE	31.45	136.67	168.12
150	TAX SALES	37.21	1.57	38.78
190	AMERICAN RESCUE PLAN	0.00	0.00	0.00
231	JUVENILE PROBATION	1,212.99	2,731.68	3,944.67
240	DRUG COURTS PROGRAM	0.20	0.43	0.63
288	RURAL SALARY ASSIST SO	766.58	799.91	1,566.49
289	RURAL SALARLARY ASSIS CDA	613.55	778.34	1,391.89
291	HHSC MENTAL HEALTH FACILITY	4,215.80	731.74	4,947.54
300	CDA PROCESSING FEE	23.33	48.78	72.11
310	4-H ACTIVITY CENTER	1.60	3.52	5.12
320	AIRPORT DRAFTING	0.00	0.00	0.00
321	AIRPORT	2,449.94	4,797.55	7,247.49
323	AIRPORT CAPITAL PROJ	12.01	23.02	35.03
330	SPECIAL SERVICE	1,404.90	2,284.82	3,689.72
338	GCRP 911	4.31	9.17	13.48
360	SHERIFF'S FORFEITURE	1,501.41	3,217.56	4,718.97
361	SHERIFF'S DONATION	9.68	31.68	41.36
362	SHERIFF'S DOJ	550.03	1,172.20	1,722.23
370	CDA CONTRABAND FORFEIT.	1,874.65	4,052.43	5,927.08
371	CDA DOJ EQUITABLE SHARE	1.76	3.74	5.50
372	SHERIFF DOT FED FORFEIT	650.39	1,392.04	2,042.43
380	SHERIFF COMMISSARY	1,497.45	3,031.24	4,528.69
390	JUVENILE COMMISSARY	13.36	28.20	41.56
410	HEALTH INSURANCE	450.22	601.84	1,052.06
450	ELECTION ADMINISTRATOR	176.44	307.14	483.58
454	HAVA SECURITY GRANT	0.00	0.00	0.00
455	HELP AMERICA VOTE GRANT	0.00	0.00	0.00
499	TAX ASSESSOR SPECIAL	291.55	2,732.95	3,024.50
500	HISTORICAL COMMISSION	14.47	32.85	47.32
771	LONG TERM RENO RETAIN	321.25	595.00	916.25
800	HEALTH DEPT DRAFTING	1,375.10	2,540.13	3,915.23
870	FLEXIBLE BENEFIT PLAN	342.83	667.09	1,009.92
		<b>45,477.21</b>	<b>94,577.46</b>	<b>140,054.67</b>
	CMC			
820	HOSPITAL	8,570.75	10,517.20	19,087.95
820	CMC 125 PLAN	379.87	803.95	1,183.82
830	CMC ACCOUNTS PAYABLE	1,951.38	2,421.36	4,372.74
840	CMC PAYROLL	869.79	1,045.06	1,914.85
820	CMC MEDICAL PROFESSIONAL	0.00	0.00	0.00
820	CMC HOME HEALTH	344.02	305.84	649.86
820	CMC WEIGHT MGMT	0.00	0.00	0.00
		<b>12,115.81</b>	<b>15,093.41</b>	<b>27,209.22</b>
820	CMC NURSING HOMES	1,449.29	2,734.78	4,184.07
		<b>13,565.10</b>	<b>17,828.19</b>	<b>31,393.29</b>
	NAVIGATION			
950	NAVIG TXLC CONSTRUCTION	302.51	458.07	760.58
950	NAVIG. 2015 CONST INT&SINK	1,134.80	1,816.50	2,951.30
950	NAVIGATION DISTRICT	1,679.30	3,035.88	4,715.18
950	NAVIG 2012A/B INT& SINKING	1,322.52	2,090.79	3,413.31
950	NAVIG. ARPA FUNDS	871.48	2,322.45	3,193.93
		<b>5,310.61</b>	<b>9,723.69</b>	<b>15,034.30</b>
	<b>BANK TOTAL</b>	<b>64,352.92</b>	<b>122,129.34</b>	<b>186,482.26</b>

FUND	ACCT. NO.	ACCOUNT NAME	CASH	INVESTMENTS
VICTORIA COUNTY HOSPITAL				
820	101-1000	HOSPITAL FUND	2,492,272.35	
820	101-2004	CMC 125 PLAN	224,306.98	
820	101-2010	CMC BONDS	391,126.43	
820	101-3000	CMC ACCTS PAYABLE	1,951.38	
820	101-4000	CMC PAYROLL	33,652.69	
820	101-4100	CMC MEDICAL PROFESS #214125768	1,523,638.26	
820	101-4105	CMC MEDICAL PROFESS #217301213	0.00	
820	101-4200	CMC WEIGHT MANAGEMENT CNTR	0.00	
820	101-4300	CMC HOME HEALTH AGENCY	243,907.72	
820	101-5001	ARBORETUM NURSE /REHAB/WINNIE	0.00	
820	101-5002	MATAGORDA NURSING & REHAB	0.00	
820	101-5003	TWIN PINES NURSING & REHAB	0.00	
820	101-5004	SHADY OAKS NURSING & REHAB	0.00	
820	101-5005	AMISTAD NURSING & REHAB	0.00	
820	101-5006	GANADO NURSING & REHAB	0.00	
820	101-5007	CUERO NURSING & REHAB	0.00	
820	101-5008	STEVENS NURSE & REHAB/HALLETTS	0.00	
820	101-5009	PORT LAVACA NURSING & REHAB	0.00	
820	101-5010	SOUTHBROOKE NURSING & REHAB	0.00	
820	101-5011	WHARTON NURSING & REHAB	0.00	
820	101-5012	YOAKUM NURSING & REHAB	0.00	
820	101-5100	CUERO NURSING & REHAB-HUD	54,083.36	
820	101-5105	STEVENS NURSE & REHAB-HUD	78,224.35	
820	101-5110	PORT LAVACA NURSE & REHAB-HUD	89,263.54	
820	101-5115	SOUTHBROOKE NURSE&REHAB-HUD	92,003.54	
820	101-5120	WHARTON NURSING& REHAB-HUD	167,019.68	
820	101-5125	YOAKUM NURSING & REHAB-HUD	0.00	
820	101-5130	MATAGORDA NURSING & REHAB-HUD	0.00	
820	101-5135	TWIN PINES NURSING & REHAB-HUD	0.00	
820	101-5140	GANADO NURSING & REHAB-HUD	0.00	
820	151-1004	CERTIFICATES OF DEPOSIT		0.00
820	151-1005	LOCAL GOVT. INVEST. COOP.		0.00
820	151-1007	TEXAS COOPERATIVE LIQUID ASSET		1,981,678.26
820	151-1008	TXCLASS-BOND ACCT		7,725,880.84
TOTAL 820-VICTORIA COUNTY HOSPITAL			5,391,450.28	9,707,559.10
TOTAL CASH AND INVESTMENTS			5,391,450.28	9,707,559.10

\*\*\* END OF REPORT \*\*\*

NAVIGATION BALANCES  
MARCH 2026

	BALANCE		INTEREST		EARNED INTEREST	PREVIOUS INTEREST	TOTAL 2026
I & S A 2012	\$ 471,042.06	2.02%	\$ 729.02		\$ 729.02	\$ 1,137.81	\$ 1,866.83
I & S B 2012	\$ 379,027.47	2.02%	\$ 593.50		\$ 593.50	\$ 952.98	\$ 1,546.48
I&S total	\$ 850,069.53		\$ 1,322.52		\$ 1,322.52	\$ 2,090.79	\$ 3,413.31
I & S INTEREST CALC					\$ 3,413.31		
<u>NAV DISTRICT</u>							
PROMO DEVEL	\$ 582,416.70	2.02%	\$ 946.21		\$ 946.21	\$ 1,169.15	\$ 2,115.36
Port Facilities Corp	\$ 123.98	2.03%	\$ 0.21		\$ 0.21	\$ 0.40	\$ 0.61
Operating	\$ 363,578.45	2.02%	\$ 732.88		\$ 732.88	\$ 1,866.33	\$ 2,599.21
TXLC ARPA FUNDS	\$ 513,922.55	2.02%	\$ 871.48		\$ 871.48	\$ 2,322.45	\$ 3,193.93
Texas Class Op fund	\$ 5,668,280.96	3.78%	\$ 18,338.97		\$ 18,338.97	\$ 28,315.16	\$ 46,654.13
Texas Class Const Fund	\$ 2,652,484.66	3.78%	\$ 8,617.21		\$ 8,617.21	\$ 16,165.18	\$ 24,782.39
	\$ 9,780,807.30		\$ 29,506.96				\$ 79,345.63
<u>CONSTRUCTION 2015</u>							
TXLC Construction Fund	\$ 52,887.15	2.02%	\$ 302.51		\$ 302.51	\$ 458.07	\$ 760.58
Construction I&S	\$ 725,652.40	2.02%	\$ 1,134.80		\$ 1,134.80	\$ 1,816.50	\$ 2,951.30
	\$ 778,539.55		\$ 1,437.31				\$ 3,711.88
TOTAL CONSTRUCTION	\$ 778,539.55		\$ 1,437.31				\$ 3,711.88
TOTAL NAV DIST	\$ 1,460,041.68		\$ 2,550.78				\$ 7,909.11
POOL INVESTMENTS	\$ 8,320,765.62		\$ 26,956.18				\$ 71,436.52
TOTAL I&S	\$ 850,069.53		\$ 1,322.52				\$ 3,413.31
TOTAL	\$ 10,630,876.83		\$ 32,266.79				\$ 86,470.82
TOTAL	\$ 10,630,876.83		\$ 32,266.79				\$ 86,470.82
LESS PROMO & DEV	\$ (582,416.70)		\$ (946.21)				\$ (2,115.36)
LESS TX CLASS	\$ (5,668,280.96)		\$ (26,956.18)				\$ (46,654.13)
TOTAL CASH ON HAND	\$ 4,380,179.17		\$ 4,364.40				\$ 37,701.33

4/26/2026