



## County of Victoria

205 N. Bridge St., Suite 110  
Victoria, TX 77901  
pfoster@vctx.org

Paige Foster  
County Treasurer  
January 30, 2026

Honorable Judge Ben Zeller  
Victoria County Commissioners' Court

Chapter 2256.023, Government Code (The Public Funds Investment Act), requires the investment officer of each local government to submit to its governing body a quarterly report of investment transactions.

The attached report details investments for Victoria County, Citizens Medical Center and Victoria County Navigation District for the quarter ending March 31, 2026.

Portfolios total \$125,994,156.85 invested with an emphasis on safety, liquidity and yield. The portfolio for the quarter is; Pools 63.229%, Certificate of Deposits 11.320%, Government Agencies 1.032%, Mutual Funds 0.01 and 24.420% in cash.

Investment cash accounts at Prosperity Bank earned an average 2.02% the Pools averaged 3.8167%, CD has averaged 4.1500% and US Agencies averaged 3.97% for the quarter.


The Fed has been on the fence and have held rates steady so far in 2026. The Feds are weighing the war in Iran, tariffs, inflation and pressure from the Government in Washington. The speculation is that rates will be cut late this year. Meanwhile CD, the Pools and Treasuries that were on a steady decline have popped back up to right at 4%.

Pledged collateral of bank deposits, held by Prosperity Bank, is above limits required by our depository contract.

Respectfully submitted,

Paige Foster  
Victoria County Treasurer

IN ACCORDANCE with Section 114.026, Local Government Code, we, the undersigned, constituting the entire Commissioners Court of said County, certify that on the 4th day of May 2026, at the Special Session of a Regular Term of Court. We compared and examined the Quarterly Investment report report of Paige Foster, Treasurer of Victoria County, Texas, for March 2026, and finding the same correct, entered an order in the Minutes approving said Report.

  
Ben Zeller, County Judge

Absent  
Danny Garcia, Commissioner Pct. 1

  
Jason Oht, Commissioner Pct. 2

  
Shannon Martin, Commissioner Pct. 3


  
Kenneth Sexton, Commissioner Pct. 4

SWORN TO AND SUBSCRIBED BEFORE ME, by Ben Zeller, County Judge, and County Commissioners of said Victoria County, each respectively, on this the 4th day of May A.D., 2026.

  
Attest: Heidi Easley, County Clerk

FILED FOR RECORD THIS 4<sup>th</sup> Day of May A.D. 2026, and recorded on the 4<sup>th</sup> day of May, A.D. 2026.



  
Heidi Easley, County Clerk and  
Ex-Officio Clerk of the Commissioners  
Court in and for Victoria County, Texas.  
By: Belinda Sepulveda Chief Deputy  
Stefanie Tumlinson Deputy  
Stefanie Tumlinson  
Assistant Chief Deputy

VICTORIA COUNTY INVESTMENT REPORT QUARTER ENDED  
MARCH 31, 2026

DESCRIPTION	BEGINNING YIELD 1/1/2026	BEGINNING BOOK VALUE 1/1/2026	BEGINNING MARKET VALUE 1/1/2026	BEGINNING INTEREST 1/1/2026	ENDING YIELD 3/31/2026	ENDING BOOK VALUE 3/31/2026	ENDING MARKET VALUE 3/31/2026	ENDING INTEREST 3/31/2026
<b>VICTORIA COUNTY</b>								
LOGIC POOLS	3.95%	4,614,733.79	4,614,733.79		3.79%	4,658,328.69	4,658,328.69	43,594.90
TX CLASS	3.97%	5,015,635.46	5,015,635.46		3.78%	21,682,588.45	21,682,588.45	166,952.99
TX CLASS COB 2023	3.97%	570,716.67	570,716.67		3.78%	0.00	0.00	804.54
TX CLASS CO MENTAL HEALTH	3.97%	854,216.23	854,216.23		3.78%	20,427,756.16	20,427,756.16	23,539.93
TEXAS CLASS COUNTY R&B 1	3.97%	2,386,934.88	2,386,934.88		3.78%	2,409,468.16	2,409,468.16	22,533.28
TEXAS CLASS COB 2025	3.97%	13,833,136.43	13,833,136.43		3.78%	12,457,804.25	12,457,804.25	124,667.82
MULTI BANK CERTIFICATE OF DEPOSITS	4.19%	13,530,000.00	13,602,972.39		4.13%	13,286,000.00	13,305,660.66	149,465.98
AMERIPRISE CERTIFICATE OF DEPOSITS	4.55%	981,000.00	987,160.56		4.34%	976,000.00	978,169.16	14,253.08
GOV'T AGENCIES, DISC NOTES	4.00%	1,050,000.00	1,050,613.00		3.91%	1,300,000.00	1,297,891.00	0.00
MUTUAL FUNDS	3.48%	13,473.31	13,473.31		3.80%	0.00	0.00	0.00
TOTAL INVESTMENTS		\$ 42,849,846.77	\$ 42,929,592.72	\$ -		\$ 77,197,945.71	\$ 77,217,666.53	\$ 545,812.52
COUNTY FUNDS INVESTED		\$ 42,849,846.77	\$ 42,929,592.72	\$ -		\$ 77,197,945.71	\$ 77,217,666.53	545,812.52
CASH ON HAND	2.020%	24,413,618.54			2.020%	22,287,785.38		\$ 139,054.67
TOTAL		\$ 67,263,465.31		0.00	3.717%	\$ 99,485,731.09		\$ 684,867.19
<b>CITIZENS MEDICAL CENTER</b>								
TX CLASS CMC	3.97%	2,212,616.56	2,212,616.56		3.78%	1,981,678.26	1,981,678.26	19,061.70
TEXAS CLASS CMC COB 2025	3.97%	10,646,097.65	10,646,097.65		3.78%	7,725,880.84	7,725,880.84	86,754.41
TOTAL INVESTMENTS		\$ 12,858,714.21	\$ 12,858,714.21	\$ -		\$ 9,707,559.10	\$ 9,707,559.10	\$ 105,816.11
HOSPITAL FUNDS INVESTED		\$ 12,858,714.21	\$ 12,858,714.21	\$ -		\$ 9,707,559.10	\$ 9,707,559.10	\$ 105,816.11
CASH ON HAND	2.020%	\$ 9,111,532.65			2.020%	\$ 5,391,450.28		\$ 31,393.29
TOTAL		\$ 21,970,246.86	\$ -		3.193%	\$ 15,099,009.38		\$ 137,209.40
<b>NAVIGATION DISTRICT</b>								
POOL - OPERATING FUND	3.97%	\$ 3,261,585.44	\$ 3,261,585.44		3.78%	\$ 5,668,280.96	\$ 5,668,280.96	\$ 46,654.13
POOL - CONST FUND	3.97%	\$ 2,188,898.27	\$ 2,188,898.27		3.78%	\$ 2,652,484.66	\$ 2,652,484.66	\$ 24,782.39
TOTAL INVESTMENTS		\$ 5,450,483.71	\$ 5,450,483.71	\$ -		\$ 8,320,765.62	\$ 8,320,765.62	\$ 71,436.52
NAVIGATION FUNDS INVESTMENTED		\$ 5,450,483.71	\$ 5,450,483.71	\$ -		\$ 8,320,765.62	\$ 8,320,765.62	\$ 71,436.52
CASH ON HAND	2.020%	\$ 2,895,006.17			2.020%	\$ 3,088,650.76		\$ 15,034.30
TOTAL		\$ 8,345,489.88	\$ -		3.19%	\$ 11,409,416.38		\$ 86,470.82

VICTORIA COUNTY INVESTMENT REPORT QUARTER ENDED  
MARCH 31, 2026

GRAND TOTAL INVESTMENTS	\$	61,159,044.69	\$	61,238,790.64	\$	95,226,270.43	\$ 95,245,991.25
GRAND TOTAL CASH	\$	36,420,157.36			\$	30,767,886.42	
GRAND TOTAL	\$	97,579,202.05			\$	125,994,156.85	

CASH & INVESTMENT SUMMARY BY FUND

JANUARY 1, 2026

MARCH 31, 2026

TOTAL COUNTY FUNDS	68.9322%	\$	67,263,465.31
TOTAL HOSPITAL FUNDS	22.5153%	\$	21,970,246.86
TOTAL NAVIGATION DISTRICT FUNDS	8.5525%	\$	8,345,489.88
	100.00%	\$	97,579,202.05

TOTAL COUNTY FUNDS	78.9606%	\$	99,485,731.09
TOTAL HOSPITAL FUNDS	11.9839%	\$	15,099,009.38
TOTAL NAVIGATION DISTRICT FUNDS	9.0555%	\$	11,409,416.38
	100.00%	\$	125,994,156.85

Above totals include cash.

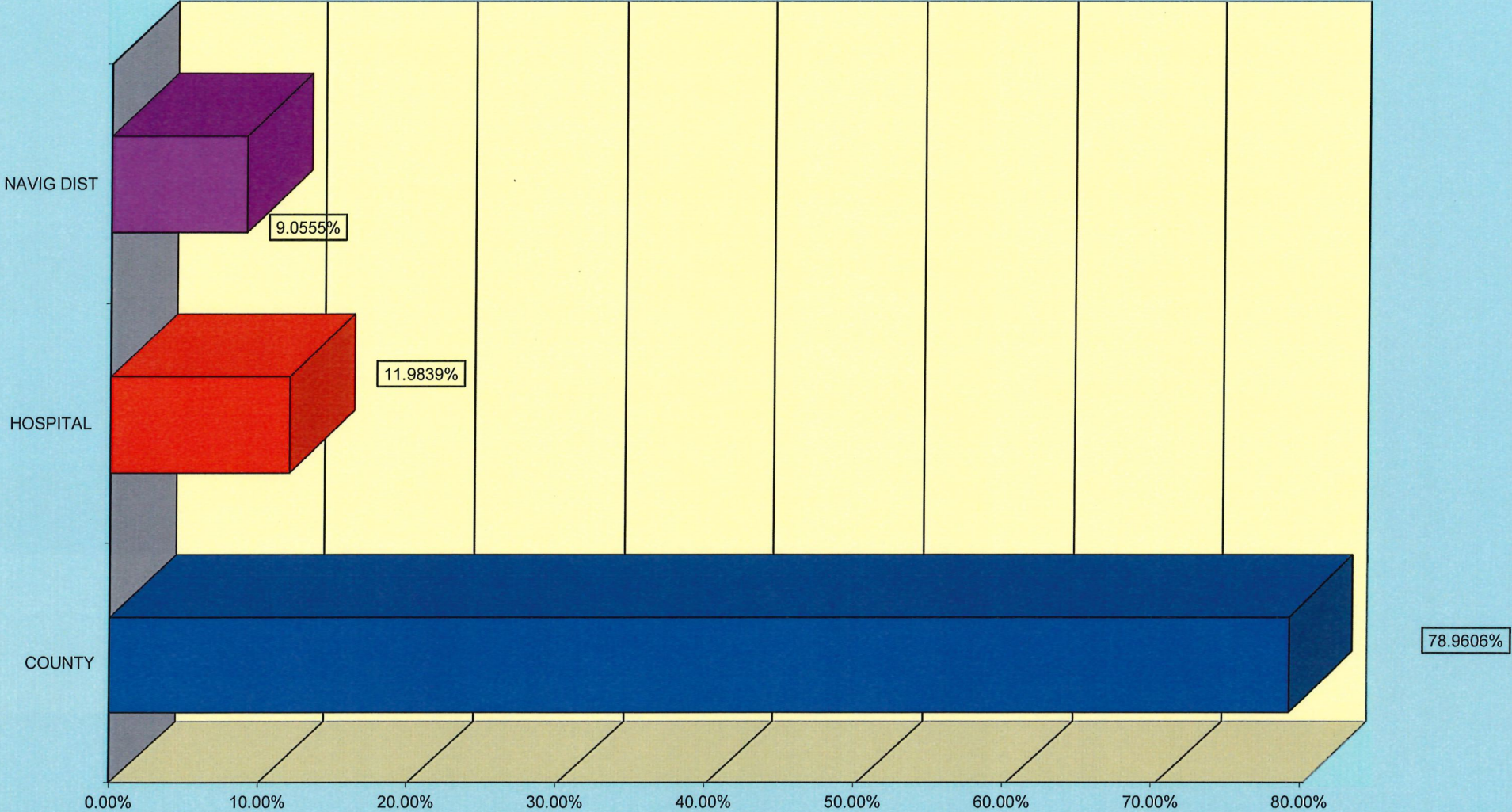
Above totals include cash.

INVESTMENT SUMMARY BY TYPE

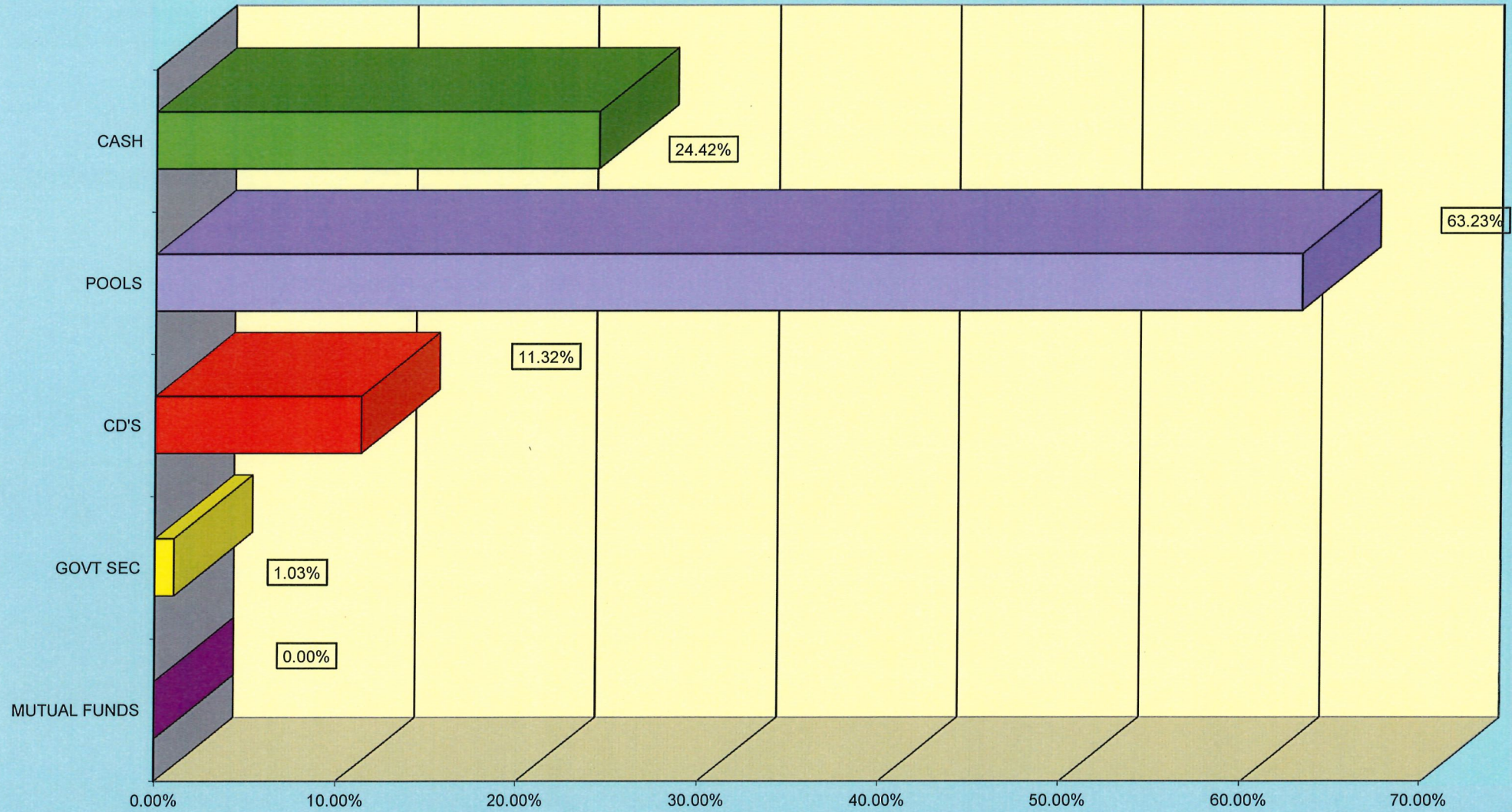
MUTUAL FUNDS	0.0000%	\$	-
GOVERNMENT SECURITIES	1.0762%	\$	1,050,000.00
CERTIFICATES OF DEPOSIT	14.8731%	\$	14,511,000.00
POOLS	46.7219%	\$	45,584,571.38
TOTAL INVESTMENT OTHER THAN CASH	62.6712%	\$	61,145,571.38
TOTAL CASH	37.3288%	\$	36,420,157.36
	100.00%	\$	97,565,728.74

MUTUAL FUNDS	0.0000%	\$	-
GOVERNMENT SECURITIES	1.0318%	\$	1,300,000.00
CERTIFICATES OF DEPOSIT	11.3196%	\$	14,262,000.00
POOLS	63.2285%	\$	79,664,270.43
TOTAL INVESTMENT OTHER THAN CASH	75.5799%	\$	95,226,270.43
TOTAL CASH	24.4201%	\$	30,767,886.42
	100.00%	\$	125,994,156.85

SUMMARY BY COUNTY ORGANIZATION



SUMMARY BY TYPE FUND



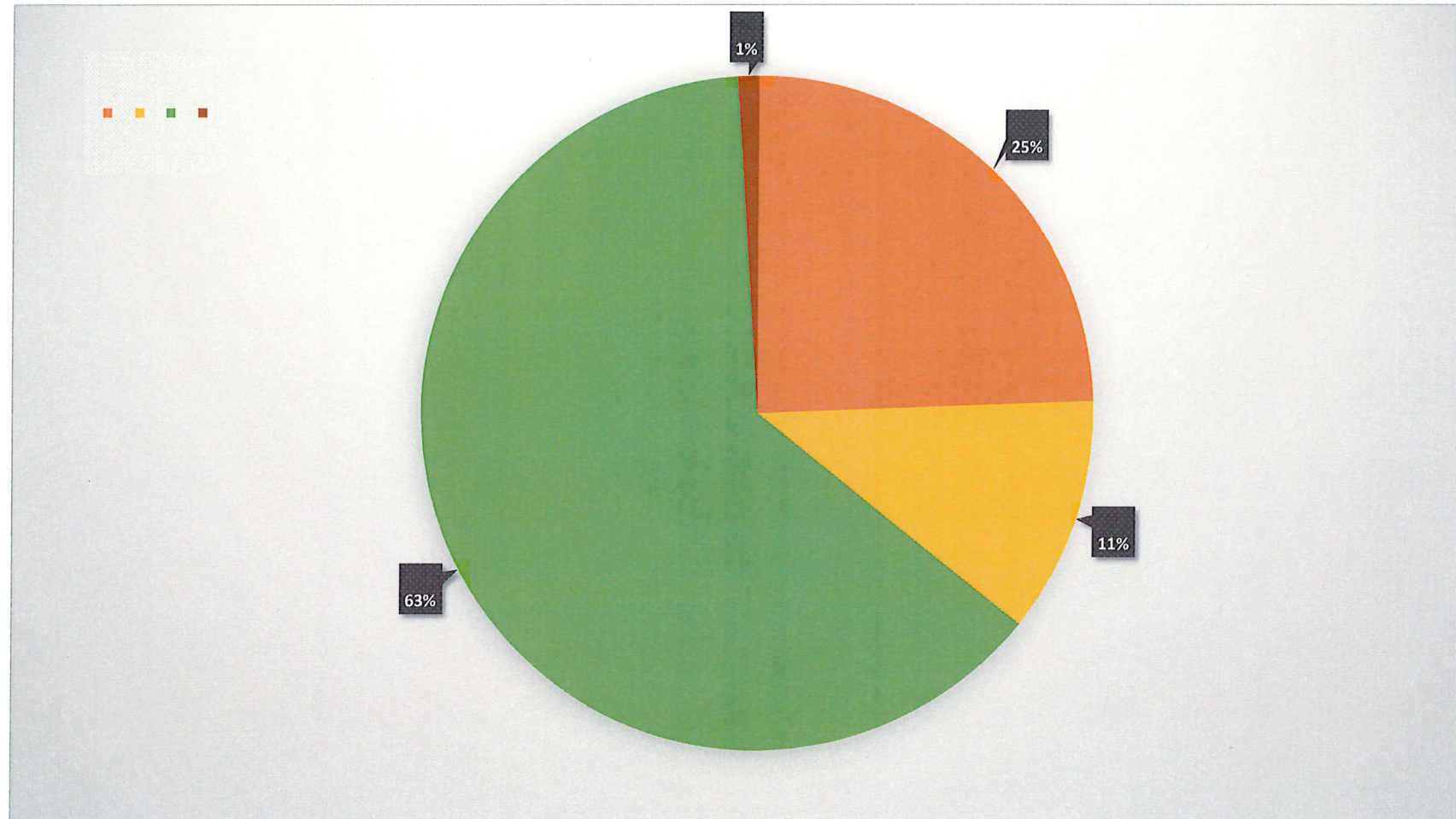
VICTORIA COUNTY  
PORTFOLIO INVENTORY  
MARCH 31, 2026

Type	Yield	Beginning 1/1/2026			Ending 3/31/2026			Change in Book	Change in Market	% of Portfolio
		Book Value	Market Value	Interest 1/1/25	Book Value	Market Value	Interest 3/31/26			
Cash	2.020%	\$24,413,618.54	\$24,413,618.54	\$0.00	\$30,767,886.42	\$30,767,886.42	\$185,482.26	\$6,354,267.88	\$6,354,267.88	24.420%
CD	4.150%	\$14,511,000.00	\$14,590,132.95	\$0.00	\$14,262,000.00	\$14,283,829.82	\$163,719.06	(\$249,000.00)	(\$306,303.13)	11.320%
Investment Pools	3.8167%	\$45,584,571.38	\$45,584,571.38	\$0.00	\$79,664,270.43	\$79,664,270.43	\$559,346.09	\$34,079,699.05	\$34,079,699.05	63.229%
GOV Securites	3.9700%	\$1,050,000.00	\$1,050,613.00	\$0.00	\$1,300,000.00	\$1,297,891.00	\$0.00	\$250,000.00	\$247,278.00	1.032%
MUTUAL FUNDS	3.643%	\$13,473.31	\$13,473.31	\$0.00	\$0.00	\$0.00	\$0.00	(\$13,473.31)	(\$13,473.31)	0.000%
ESTMENTS ONLY		\$61,159,044.69	\$61,238,790.64	\$0.00	\$95,226,270.43	\$95,245,991.25	\$723,065.15	\$34,067,225.74	\$34,007,200.61	75.580%
<b>TOTAL</b>	<b>3.5200%</b>	<b>\$85,572,663.23</b>	<b>\$85,652,409.18</b>	<b>\$0.00</b>	<b>\$125,994,156.85</b>	<b>\$126,013,877.67</b>	<b>\$908,547.41</b>	<b>\$40,421,493.62</b>	<b>\$40,361,468.49</b>	<b>100.00%</b>

CASH	2.020%	CD	4.160%	POOLS	3.860%	AGENCIES	4.000%	MUTUAL FUNDS	3.450%	
	2.020%		4.150%		3.810%		4.000%		3.680%	
	2.020%		4.140%		3.780%		3.910%		3.800%	
1ST QTR 2026	2.0200%		4.1500%		3.8167%		3.9700%		3.6433%	→ 3.5200%
CASH	2.020%	CD	4.140%	POOLS	4.440%	AGENCIES	4.020%	MUTUAL FUNDS	4.010%	
	2.020%		4.300%		4.410%		4.010%		3.870%	
	2.020%		4.360%		4.410%		4.010%		4.000%	
2ND QTR 2025	2.020%		4.267%		4.420%		4.013%		3.960%	→ 3.7360%
CASH	2.020%	CD	4.290%	POOLS	4.410%	AGENCIES	4.020%	MUTUAL FUNDS	3.840%	
	2.020%		4.270%		4.390%		4.010%		3.990%	
	2.020%		4.240%		4.350%		4.000%		3.950%	
3RD QTR 2025	2.020%		4.267%		4.383%		4.010%		3.927%	→ 3.7213%
CASH	2.020%	CD	4.350%	POOLS	4.220%	AGENCIES	4.010%	MUTUAL FUNDS	3.990%	
	2.020%		4.350%		4.103%		4.010%		3.990%	
	2.020%		4.220%		3.960%		4.000%		3.480%	
4TH QTR 2023	2.020%		4.307%		4.094%		4.007%		3.820%	→ 3.6495%

VICTORIA COUNTY  
PORTFOLIO INVENTORY  
MARCH 31, 2026

\$30,767,886.42	24.416%	BANK/CASH
\$14,283,829.82	11.335%	CD'S
\$79,664,270.43	63.219%	POOLS
\$1,297,891.00	1.030%	GOV SECUR
\$126,013,877.67	100.000%	



VICTORIA COUNTY  
INVESTMENTS ON HAND  
MARCH, 2026

FUND	DESCRIPTION	NET YIELD	MONTHLY INTEREST	INTEREST 2025	TOTAL INVESTMENT	MARKET VALUE	
<u>VICTORIA COUNTY</u>	L.O.G.I.C. POOL	3.79%	14,935.46	43,594.90	4,658,328.69	4.68%	
	TX CLASS POOL	3.78%	138,731.02	338,498.56	56,977,617.02	57.27%	
	MULTI BANK CD'S	4.13%	60,783.70	149,465.98	13,286,000.00	13.35%	
	AMERIPRISE CD'S	4.34%	12,379.16	14,253.08	976,000.00	0.98%	
	MULTI BANK GOVERNMENT SECURITIES	4.00%		0.00	1,300,000.00	1.31%	
	MULTI BANK CASH FND			0.00	0.00	0.00%	
	AMERIPRISE MUTUAL FUNDS	3.45%		0.00	0.00	0.00%	
	CASH ON HAND-COUNTY FUNDS	2.02%	44,477.21	139,054.67	22,287,785.38	22.40%	
	TOTAL COUNTY FUNDS		271,306.55	684,867.19	99,485,731.09	95%	
<u>CITIZENS MEDICAL CENTER</u>	TX CLASS POOL	3.78%	32,813.08	105,816.11	9,707,559.10	64.29%	
	CMC NURSING HOMES	2.02%	1,449.29	4,184.07	480,594.47	3.18%	
	CASH ON HAND-CITIZENS MEDICAL CENTER	2.02%	12,115.81	27,209.22	4,910,855.81	32.52%	
	TOTAL HOSPITAL FUNDS		46,378.18	137,209.40	15,099,009.38	100%	
<u>NAVIGATION DISTRICT</u>	TEXAS CLASS POOL	3.78%	26,956.18	71,436.52	8,320,765.62	72.93%	
	CASH ON HAND TXLC CONSTRUCTION	2.02%	302.51	760.58	52,887.15	0.46%	
	CASH ON HAND 2015 INTEREST & SINKING PROMOTION AND DEVELOPMENT FUND	2.02%	1,134.80	2,951.30	725,652.40	6.36%	
	CASH ON HAND-2012A/B INTEREST/SINKING	2.02%	946.21	2,115.36	582,416.70	5.10%	
	CASH ON HAND-NAVIGATION DISTRICT	2.02%	1,604.57	5,793.75	877,624.98	7.69%	
	TOTAL NAVIGATION DIST FUNDS		32,266.79	86,470.82	11,409,416.38	100%	
	TOTAL NAVIGATION DIST FUNDS		32,266.79	86,470.82	11,409,416.38	100%	
<u>SUMMARY TOTAL PORTFOLIO</u>							
	TOTAL COUNTY BANK FUNDS		44,477.21	139,054.67	22,287,785.38	17.6895%	
	TOTAL HOSPITAL BANK FUNDS		13,565.10	31,393.29	5,391,450.28	4.2791%	
	TOTAL NAVIGATION DISTRICT BANKFUNDS		5,310.61	15,034.30	3,088,650.76	2.4514%	
	TOTAL BANK FUNDS	24%	63,352.92	185,482.26	30,767,886.42	24.42%	
	CASH ON HAND - ALL FUNDS				30,767,886.42	24.42%	
	PLEDGED SECURITIES - ALL FUNDS				72,978,148.88		
	CERTIFICATES OF DEPOSIT	4.220%	73,162.86	163,719.06	14,262,000.00	11.32%	
	MONEY MKT MUTUAL FUNDS POOLS	3.4800%		0.00	0.00	0.00%	
	GOVERNMENT SECURITIES	3.9600%	213,435.74	559,346.09	79,664,270.43	63.23%	
	TOTAL INVESTMENTS	76%	286,598.60	723,065.15	95,226,270.43	75.58%	
	TOTAL PORTFOLIO INCLUDING CASH		3.536%	349,951.52	908,547.41	125,994,156.85	100.00%
					126,013,877.67		

VICTORIA COUNTY  
POOL INVESTMENTS  
MARCH 2026

	BEGIN BALANCE	RATE	CONTRIBUTIONS	WITHDRAWALS	INTEREST	END BALANCE	INTEREST YR TO DATE 2026
<b>COUNTY</b>							
LOGIC COUNTY	\$ 4,643,393.23	3.79%			\$ 14,935.46	\$ 4,658,328.69	\$ 43,594.90
TEXAS CLASS County	\$ 23,610,678.43	3.78%		\$ 2,000,000.00	\$ 71,910.02	\$ 21,682,588.45	\$ 166,952.99
TEXAS CLASS County GOV	\$ -				\$ -	\$ -	\$ -
TEXAS CLASS COB 2023	\$ 0.00	3.78%				\$ 0.00	\$ 804.54
TX CLASS CO MENTAL HEALTH	\$ 859,519.45	3.78%	\$ 20,000,000.00	\$ 450,000.00	\$ 18,236.71	\$ 20,427,756.16	\$ 23,539.93
TEXAS CLASS County R&B 1	\$ 2,401,753.66	3.78%			\$ 7,714.50	\$ 2,409,468.16	\$ 22,533.28
TEXAS CLASS COB 2025	\$ 12,916,934.46	3.78%		\$ 500,000.00	\$ 40,869.79	\$ 12,457,804.25	\$ 124,667.82
<b>TOTAL</b>		<b>3.78%</b>			<b>\$ 153,666.48</b>	<b>\$ 61,635,945.71</b>	<b>\$ 382,093.46</b> <b>\$ 382,093.46</b>
Texas class	average interest	3.78%			\$ 138,731.02	\$ 56,977,617.02	\$ 338,498.56 <b>\$ 338,498.56</b>
<b>HOSPITAL</b>							
TEXAS CLASS CMC	\$ 1,975,333.43	3.78%			\$ 6,344.83	\$ 1,981,678.26	\$ 19,061.70
TEXAS CLASS CMC GOV	\$ -					\$ -	\$ -
TEXAS CLASS CMC COB 2025	\$ 9,235,867.59	3.78%		\$ 1,536,455.00	\$ 26,468.25	\$ 7,725,880.84	\$ 86,754.41
<b>TOTAL</b>		<b>3.78%</b>			<b>\$ 32,813.08</b>	<b>\$ 9,707,559.10</b>	<b>\$ 105,816.11</b> <b>\$ 105,816.11</b>
<b>NAVIGATION</b>							
Texas Class Op Fund	\$ 5,624,941.99	3.78%	\$ 350,000.00	\$ 325,000.00	\$ 18,338.97	\$ 5,668,280.96	\$ 46,654.13
Texas Class Const Fund	\$ 2,793,867.45	3.78%		150,000.00	\$ 8,617.21	\$ 2,652,484.66	\$ 24,782.39
<b>TOTAL</b>		<b>3.78%</b>			<b>\$ 26,956.18</b>	<b>\$ 8,320,765.62</b>	<b>\$ 71,436.52</b> <b>\$ 71,436.52</b>
		3.78%		<b>TOTAL</b>	<b>\$ 213,435.74</b>	<b>\$ 79,664,270.43</b>	<b>\$ 559,346.09</b> <b>\$ 559,346.09</b>

CD INVESTMENTS  
GENERAL FUND  
MARCH 2026

ISSUER	CUSIP	BROKER	TERM	% EARN	BOOK VALUE	SETTLE	MATURE	MKT PRICE	MARKET VALUE
<b>2026</b>									
BANK OF America na FLAGSTAR BANK NA (32541)	06051XCQ3	AMB	24	4.800%	\$ 244,000.00	4/18/2024	4/20/2026	100.049	\$ 244,119.56
MARINE FDU (312977)	33847GHG0	MBS	24	4.990%	\$ 243,000.00	5/23/2024	5/22/2026	100.156	\$ 243,379.08
DORT FINL CR UN	56824JBF0	MBS	18	4.240%	\$ 249,000.00	11/27/2024	5/27/2026	100.048	\$ 249,119.52
JOHN MARSHELL BANK (#58243)	25844MBE7	MBS	36	5.030%	\$ 246,000.00	6/28/2023	6/29/2026	100.3	\$ 246,738.00
TRADITIONAL BK INC	47804GLQ4	MBS	18	3.800%	\$ 249,000.00	10/25/2024	7/27/2026	99.965	\$ 248,912.85
BRDESCO BK (21265)	89268YBN4	MBS	30	3.990%	\$ 210,000.00	10/16/2204	8/13/2026	100.035	\$ 210,073.50
B1bank	10421ABK2	MBS	18	4.190%	\$ 244,000.00	2/19/2025	8/19/2026	100.110	\$ 244,268.40
BANC OF CALIFORNIA (24045)	098079BG0	MBS	30	4.630%	\$ 249,000.00	3/18/2024	9/15/2026	100.34	\$ 249,846.60
SIGNATURE BK OF ARKANSAS	05890QDS0	MBS	18	4.090%	\$ 244,000.00	3/20/2025	9/21/2026	100.107	\$ 244,261.08
AMERICAN COMMERCIAL BANK AND TRUST NA	82669LLL5	MBS	18	3.990%	\$ 249,000.00	3/26/2025	9/28/2026	100.063	\$ 249,156.87
NICOLET NATL BK	02519ADP9	MBS	18	3.850%	\$ 249,000.00	4/25/2025	10/26/2026	99.982	\$ 248,955.18
ALLIANT CR UN CHICAGO	654062LW6	MBS	30	4.770%	\$ 249,000.00	4/30/2024	10/30/2026	100.527	\$ 250,312.23
DMB COMMUNITY BANK (14769)	01882MAJ1	MBS	36	5.540%	\$ 248,000.00	11/20/2023	11/20/2026	101.082	\$ 250,683.36
	23322GW45	MBS	30	4.570%	\$ 249,000.00	6/6/2024	12/4/2026	100.485	\$ 250,207.65
<b>2027</b>									
MERRICK BK	59013K3J3	MBS	24	3.990%	\$ 249,000.00	1/2/2025	1/4/2027	100.111	\$ 249,276.39
SOUND CR	83616HAE4	MBS	36	4.180%	\$ 249,000.00	1/31/2025	2/1/2027	100.266	\$ 249,662.34
OREGON CMNTY CR UN	68584JAP4	MBS	36	4.280%	\$ 249,000.00	2/9/2024	2/9/2027	100.355	\$ 249,883.95
UNIVEST BANK & TRUST	91527PCJ4	MBS	36	4.570%	\$ 249,000.00	3/13/2024	3/15/2027	100.644	\$ 250,603.56
CARTER BANK & TRUST	146102AN8	MBS	36	4.570%	\$ 249,000.00	3/20/2024	3/22/2027	100.656	\$ 250,633.44
MOUNTAIN COMM BK	62400PKT6	AMB	36	4.570%	\$ 244,000.00	4/15/2024	4/15/2027	100.700	\$ 245,708.00
UNITED BANKERS BK	909557LK4	MBS	27	4.040%	\$ 249,000.00	1/31/2025	4/30/2027	100.179	\$ 249,445.71
LINCOLN SVGS BK (#14207)	534732CX8	MBS	24	3.940%	\$ 245,000.00	5/14/2025	5/14/2027	100.060	\$ 245,147.00
WELLS FARGO BK N A (3511)	949764NJ9	MBS	36	4.790%	\$ 248,000.00	5/14/2024	5/14/2027	101.048	\$ 250,599.04
CELTIC BANK (#57056)	15118RW37	MBS	18	3.890%	\$ 249,000.00	5/20/2025	5/20/2027	100.009	\$ 249,022.41
RIDDLE NATIONAL BANK (4318)	765667AEO	MBS	36	4.650%	\$ 249,000.00	5/30/2024	6/1/2027	100.923	\$ 251,298.27

## CD INVESTMENTS

## GENERAL FUND

ISSUER	CUSIP	BROKER	TERM	% EARN	BOOK VALUE	SETTLE	MATURE	MKT PRICE	MARKET VALUE
PEOPLES BK MARIETTA	71050LCU5	MBS	18	4.080%	\$ 244,000.00	1/8/2025	7/28/2027	100.260	\$ 244,634.40
ONE CUOMMUNITY BANK (FDIC22334)	682325EX9	MBS	33	3.990%	\$ 249,000.00	11/27/2024	8/27/2027	100.144	\$ 249,358.56
ALLY BK SNADY	02007G3Q4	MBS	36	3.890%	\$ 245,000.00	9/19/2024	9/20/2027	100.014	\$ 245,034.30
PARKSIDE FINL BK &TR	70147AGH1	MBS	36	3.610%	\$ 249,000.00	10/8/2024	10/8/2027	99.564	\$ 247,914.36
AMERICAN NATIONAL BANK (19300)	028402DK8	MBS	36	3.890%	\$ 249,000.00	10/30/2024	10/29/2027	100.026	\$ 249,064.74
WORKERS FED CR UN	98138MCW8	MBS	36	4.080%	\$ 249,000.00	11/22/2024	11/22/2027	100.322	\$ 249,801.78
SAN FRANCISCO NCUA	79772FAK2	MBS	36	4.220%	\$ 249,000.00	11/27/2024	11/29/2027	100.577	\$ 250,436.73
VALLEY NATL BK PASSAIC	919853PU9	MBS	36	4.040%	\$ 200,000.00	12/9/2024	12/9/2027	100.231	\$ 200,462.00
GOLDEN BK NATL ASSN HOUSTON	38081GBP0	MBS	36	4.030%	\$ 249,000.00	12/20/2024	12/20/2027	100.252	\$ 249,627.48
2028									
CROSS RIV BK	227563LU5	MBS	36	3.990%	\$ 245,000.00	1/3/2025	1/3/2028	100.166	\$ 245,406.70
MORGAN STANLEY PVT	61776NKD4	AMB	36	4.180%	\$ 244,000.00	1/29/2025	1/31/2028	100.566	\$ 245,381.04
MORGAN STANLEY BK	61690DP77	MBS	36	4.220%	\$ 244,000.00	2/12/2025	2/14/2028	100.667	\$ 245,627.48
1ST FINL BANK	32022RZB6	MBS	36	4.120%	\$ 249,000.00	2/18/2025	2/18/2028	100.670	\$ 250,668.30
AMERICAN EXPRESS NATL BANK	02357QAR8	MBS	36	4.080%	\$ 244,000.00	2/28/2022	2/28/2028	100.364	\$ 244,888.16
GOLDMAN SACHS BANK USA	38150VS91	MBS	36	3.990%	\$ 245,000.00	3/25/2025	3/27/2028	100.174	\$ 245,426.30
VERIDIAN CU (64418)	92348DAE9	MBS	36	3.990%	\$ 249,000.00	3/28/2025	3/28/2028	100.197	\$ 249,490.53
EAGLEBANK (#34742)	27002YHN9	MBS	18	4.030%	\$ 249,000.00	4/16/2025	4/17/2028	100.297	\$ 249,739.53
MY COMMUNITY (368682)	62848NAD7	MBS	36	3.850%	\$ 249,000.00	4/16/2025	4/17/2028	99.904	\$ 248,760.96
BNY MELLON NATIONAL ASSOCIATION (37946)	05584CX27	MBS	36	3.850%	\$ 245,000.00	5/7/2025	5/8/2028	99.904	\$ 244,764.80
FIRST CITIZENS NATIONAL BANK (#4972)	319513CZ8	MBS	36	3.850%	\$ 245,000.00	5/7/2025	5/8/2028	99.904	\$ 244,764.80
UBS BANK (#57565)	90355GWA0	MBS	36	3.990%	\$ 249,000.00	3/20/2025	5/15/2028	100.189	\$ 249,470.61
LUANA SVGS BK	549104J99	MBS	36	3.990%	\$ 245,000.00	6/5/2025	6/5/2028	100.172	\$ 245,421.40
FIRST CAROLINA BK	31944MEX9	MBS	36	3.990%	\$ 249,000.00	6/27/2025	6/27/2028	100.188	\$ 249,468.12
GLOBAL FED CR	37892MAX2	MBS	36	4.170%	\$ 249,000.00	6/30/2025	6/30/2028	100.618	\$ 250,538.82
SOMERSET TR CO	835104DD9	MBS	36	3.900%	\$ 249,000.00	7/8/2025	7/10/2028	99.971	\$ 248,927.79
HOME FED SVGS & LN	43710JAF6	MBS	36	3.760%	\$ 245,000.00	8/13/2025	8/14/2028	99.620	\$ 244,069.00
U T FED CR UN KNOXVILLE	90356NAB6	MBS	36	4.05%	\$ 249,000.00	9/12/2025	9/12/2028	99.967	\$ 248,917.83
SOUTHERN BK	84229LDL3	MBS	33	3.53%	\$ 249,000.00	1/8/2026	10/10/2028	98.982	\$ 246,465.18
BMW BK N AMER	05612LHK1	MBS	36	3.72%	\$ 245,000.00	11/21/2025	11/21/2028	99.426	\$ 243,593.70
COMMUNITY COMM BK	20367GCA5	MBS	36	3.63%	\$ 249,000.00	11/30/2025	12/29/2028	99.133	\$ 246,841.17

CD INVESTMENTS

GENERAL FUND

ISSUER	CUSIP	BROKER	TERM	MARCH 2026 % EARN	BOOK VALUE	SETTLE	MATURE	MKT PRICE	MARKET VALUE
SAUK VALLEY BK&TR CO	804375EJ8	MBS	36	3.63%	\$ 249,000.00	12/30/2025	12/29/2028	99.133	\$ 246,841.17
2029									
MEDALLION BK	58404DZG9	MBS	36	3.76%	\$ 249,000.00	2/11/2026	2/12/2029	99.497	\$ 247,747.53
Amerant bank NA	02357QCT2	AMB		3.82%	244,000.00	3/25/2026	3/26/2029	99.574	\$ 242,960.56
				4.14%					
Interest is what we have received to bank		MBS		4.13%	\$ 13,286,000.00	\$ 60,783.70	\$ 149,465.98	100.56	\$ 13,305,660.66
		AMB		4.34%	\$ 976,000.00	\$ 12,379.16	\$ 14,253.08	100.44	\$ 978,169.16
TOTAL					\$14,262,000.00	\$ 73,162.86	\$ 163,719.06		\$ 14,283,829.82
						INTEREST EARNED MONTH	YEAR TO DATE		
						\$ 73,162.86	\$ 163,719.06		

AGENCY BONDS  
MARCH 2026

4/29/2026

ISSUER/ TYPE	CUSIP	BROKER	TERM	RATE	AMOUNT	SETTLE	MATURE	CALL/ FREQ	Mrkt \$	MRKT VALUE	1ST CALL	RATE
FEDERAL HOME LN MTG CORP	3134HBGA3	MBS	3YR	4.00%	\$ 800,000.00	4/10/2025	4/10/2028	YES/1Y/A	100.007	\$ 800,056.00	4/10/2026	4.31%
FEDERAL HOME LN MTG CORP	3136GCTU9	MBS	3YR	3.82%	\$ 500,000.00	3/16/2026	3/16/2029	YES/1Y/A	99.567	\$ 497,835.00	4//16/2027	
				3.91%	\$ 1,300,000.00					\$ 1,297,891.00		

**CALLED**

**BOUGHT**

FEDERAL HOME LN MTG CORP	3136GCTU9	MBS	3YR	3.82%	\$ 500,000.00	3/16/2026	3/16/2029	YES/1Y/A	99.567	\$ 497,835.00	4//16/2027	
--------------------------	-----------	-----	-----	-------	---------------	-----------	-----------	----------	--------	---------------	------------	--

CALLABLE/ 1ST CALLABLE/ HOWOFTEN CALLABLE

YES/NO

6M = 6 MONTHS

1YR= 1 YEAR

M= MONTHLY CALLABLE (AMERICAN)

A= YEARLY CALLABLE

VICTORIA COUNTY  
MUTUAL FUNDS  
MARCH 2026

MUTUAL FUNDS	CUSIP	YIELD	QUANTITY	MARKET \$	END VALUE THIS PERIOD	END VALUE LAST PERIOD	CHANGE	INTEREST PAID THIS PERIOD	TOTAL INTEREST	CD that rolled over	Difference
AMERIPRISE INVESCO TREASURY PRIVATE Multi Bank Systems	TPFXX	3.80%	\$ -	\$ -	\$ 270,596.42	\$ 269,919.96	\$	676.46	\$ 269,243.50	\$ 270,596.42	STARTED PAYING OUT CD'S MONTHLY This amount was apid out on 3/12/226
		3.80%			\$ 270,596.42		\$	676.46			

THIS IS ACCRUED INTEREST FROM AMERIPRISE  
PAYS OUT QUARTERLY